



CRIME VICTIM SERVICES 2019 ANNUAL REPORT

CHANGING NEEDS CHANGING SERVICES

CRIME VICTIM SERVICES ANNUAL REPORT 2019

CHANGING NEEDS CHANGING SERVICES

| | |
|---------------------------------------------------------------------------|----|
| Letter from Texas Attorney General Ken Paxton | 5 |
| Retrospective of the CVC History & Fund | 6 |
| CVC Revenue Sources | 10 |
| CVC Financial Summary | 11 |
| CVC Fund Appropriations | 12 |
| CVC Program Overview | 13 |
| CVC Activity Summary | 15 |
| CVC Applications by Type of Crime | 16 |
| CVC Applications by Age and Gender | 17 |
| CVC Covered Crime-Related Costs | 18 |
| CVC Payments by Benefit | 21 |
| CVC Payments by Type of Crime | 22 |
| CVC Payments by Age and Gender | 23 |
| CVC Annual Payout Summary | 24 |
| CVC Activity Summary by County | 25 |
| Grants Overview | 31 |
| Grant Funding & Crime Victims' Compensation by County (Map of Regions) | 32 |
| Other Victim Assistance Grants | 39 |
| Victim Coordinator and Liaison Grants | 40 |
| Sexual Assault Prevention and Crisis Services Grants | 41 |
| Texas Statewide Automated Victim Notification System | 42 |
| Domestic Violence High Risk Teams Grant | 43 |
| Crime Victim Civil Legal Services Grants | 44 |
| Sexual Assault Services Program Grant | 45 |
| Victim Assistance Grants Funded by County and Statewide | 46 |



December 9, 2019

The Honorable Greg Abbott, Governor
The Honorable Dan Patrick, Lieutenant Governor
The Honorable Dennis Bonnen, Speaker of the House

When one becomes an innocent victim of crime, their life is changed indefinitely. The experience can reverberate into all aspects of a victim's life, as well as the lives of their family and loved ones. To curtail the continuing impact of a crime, it is necessary to provide victims and their families with prompt access to the help that is available. The Crime Victims' Compensation (CVC) Program staff works tirelessly to guide victims and their families through the compensation application process which provides funds to help mitigate the resulting financial hardships brought on by crime.

In Fiscal Year 2019, CVC received 34,429 applications and awarded \$72.1 million dollars to or on behalf of crime victims. Additionally, the Office of the Attorney General's (OAG) Grants Administration Division awarded \$29.8 million in victim services grants to state and local organizations to assist victims.

The CVC portal, the online tool for victims, claimants, and victim service professionals to access CVC and Emergency Medical Care Compensation applications and claim information has successfully been in operation for over a year. During Fiscal Year 2019, CVC applications for victims increased by 898 as compared to the previous fiscal year. The CVC program received 25,363 victim applications during fiscal year 2019, with 26% of these applications received via the CVC portal.

Texas saw an alarming number of mass casualty incidents in 2019. The quick deployment of CVC victim response teams provided full support to all federal, state and local law enforcement on scene in both El Paso and Odessa. Applications were received and initially processed on site while CVC staff continued to provide assistance to all victims.

As the needs of crime victims change, the Crime Victims' Compensation Program will continue to evolve with improvements to the interactive technology used by victims, advocates and medical providers, as well as through policy changes to streamline processes for faster and seamless responses. The Crime Victim Services Division continues to be a beacon of hope and resilience for Texans who find themselves in the daunting task of recovering from the effects of crime.

Sincerely,

A handwritten signature in black ink that reads "Ken Paxton". The signature is written in a cursive style.

Ken Paxton

Attorney General of Texas

RETROSPECTIVE OF THE CRIME VICTIMS' COMPENSATION

PROGRAM & FUND HISTORY

1979 66th Texas Legislature created the Crime Victims' Compensation Program.

SB 21: Effective January 1, 1980, the Texas Crime Victims' Compensation Act established the Compensation to Victims of Crime Fund (CVC Fund) and the Crime Victims' Compensation (CVC) Program to compensate victims of violent crime for their crime-related losses. Revenues for the CVC Fund came from court costs assessed on felonies and certain misdemeanors.

1980 There were insufficient funds available to compensate all CVC applications.

1981 Collected revenues were insufficient to pay CVC applications. A waiting list for payments was established on December 31, 1980. The maximum amount payable per application was \$50,000.

1982 Funding for the program was limited. Approved CVC applications on the waiting list were paid as money became available.

1983 68th Legislature reduced maximum amount per application. The waiting list for CVC application payments was abolished.

1984 CVC began the 1984 fiscal year with a \$2 million deficit.

1985 69th Legislature:

SB 76 Prohibited compensation for offenders, accomplices, or persons incarcerated at the time of the crime; extended compensation to a victim residing in the same household as the offender except for loss of earnings and support; expanded the definition of victim to include residents of other states if the crime occurred in Texas; provided coverage for victims of federal crimes; and added the definition for personal injury. Victims of Crime Act (VOCA) was signed into federal law on October 12, 1984. Several changes were made to state law to receive federal funding.

HB 560: Extended time for filing a CVC application if victim was "reasonably" prevented from filing because of a physical incapacity resulting from the crime.

SB 76: Extended collection of Class C misdemeanors to include traffic violations, other than violations relating to parking or pedestrians.

The Appropriation Act authorized medical cost containment for medical bills to make sure that all bills were necessary and crime-related. The program began reviewing medical bills under this provision.

1986 The CVC Fund received the first VOCA grant totaling \$1.47 million.

1987 70th Legislature:

HB 878: Removed the need for financial stress as a requirement to receive compensation; extended mental health compensation to family members who resided in the same household with a child or a deceased victim; raised maximum compensation for child care; and defined immediate family members.

1988 The CVC Fund balance continues to decline.

1989 71st Legislature:

SB 1133: Placed restrictions on the use of money from the CVC Fund.

1990 After only ten years of the program's existence, the number of CVC applications received had increased from 1,060 in 1980 to 10,273 in 1990.

1991 SB 616: Effective September 1, 1991, administrative authority of the CVC transferred to the Office of the Attorney General (OAG).

1993 In early 1993, the financial soundness of the fund was jeopardized when requests for victim compensation exceeded the amount of funds received from court costs and fees.

73rd Legislature:

HB 2178: Effective August 30, 1993, increased the dollar amount of court costs deposited into the CVC fund; allowed for parolees to pay monthly fee; allowed money received from gifts, grants, and donations to be deposited into the CVC Fund; and placed restrictions on the use of money from the CVC Fund.

1994 Court fees deposited into the CVC Fund increased more than 90 percent from 1993. After March 15, 1994, compensation was restored to full payment.

1995 74th Legislature:

SB 1049: Ordered payment of health care services according to medical fee guidelines. This resulted in a reduction of the amount paid to service providers for health care services. It also provided that payments accepted by the provider are considered payment in full.

SB 1049: Increased the maximum award for a CVC application for catastrophic injuries from \$25,000 to \$50,000; added crime scene cleanup reimbursement; added dependent care when the need for care resulted from the crime; added vehicular offenses such as DWI and Criminally Negligent Homicides as compensable crimes; expanded claimant definition to include all immediate family members of a child or a deceased victim; added definition for household member; expanded definition for victim; included mental harm in definition of physical injury; allowed for denial of application when claimant or victim involved in illegal activity; and added reimbursements for property seized as evidence.

1997 75th Legislature:

In 1997, the fund became a constitutionally-dedicated account that can be used only for the purpose of providing victim-related compensation or assistance. Also, in 1997 the 75th Legislature amended the Texas Code of Criminal Procedure to authorize the appropriation of monies from the Compensation to Victims of Crime Fund for grants and contracts supporting victim-related services or assistance. That same legislative session the first appropriation from the fund was made for the purpose of providing grants and contracts supporting victim-related services or assistance. The OAG received an appropriation of \$1 million from the fund for providing a grant to the statewide organization for the Court Appointed Special Advocates (CASA) Program.

SB 987: Allowed the Legislature to appropriate money from the CVC Fund to state agencies delivering or funding victim-related services; authorized the OAG to use money appropriated from the CVC Fund for grants or contracts supporting victim-related services. The Legislature began appropriations under Texas Code of Criminal Procedure 56.541.

HB 3062: Increased maximum award on a CVC application from \$25,000 to \$50,000 and the maximum on catastrophic cases from \$50,000 to \$100,000; added lost wages and travel for participation in the criminal justice process or for medical care; added firefighters and peace officers as eligible victims; removed life insurance and vacation/sick leave benefits as collateral sources; added international terrorism as a compensable crime; allowed eligibility for Texas residents victimized in another country without a compensation program; amended definition of immediate family member; provided for loss of support in cases not involving a deceased victim; and changed filing times and reporting limits for CVC applications.

1999 76th Legislature:

HB 3255: Added \$3,800 relocation/rental reimbursement for victims of domestic violence.

2001 77th Legislature:

In 2001, the Legislature added an appropriation from the fund to the OAG for the purpose of providing grants to a broad range of victim-related service organizations. Victim services such as domestic violence shelters, rape crisis centers, hotlines, victim advocacy, and education were made available as a result of these grants.

HB 131: Provided reimbursements to law enforcement agencies for forensic sexual assault exams.

HB 519: Added relocation/rental reimbursement for victims of sexual assault occurring in their residence, and changed the term "domestic violence" to "family violence," assigning the same meaning of family as found in Texas Family Code Section 71.004.

SB 850: Added Disabled Peace Officer compensation, providing an additional \$200,000.

SB 1202: Increased maximum amount payable on a CVC application for catastrophic injuries from \$100,000 to \$125,000.

2002 Beginning with the 2002-03 biennium, legislative appropriations from the fund began to exceed revenues.

2003 78th Legislature:

HB 1895: Added compensation for bereavement leave.

SB 1015: Added reimbursement for travel to an execution.

2007 80th Legislature:

SB 1580: Requires the Texas Department of Criminal Justice to contract with a private vendor to provide pay telephone services to inmates. The Compensation to Victims of Crime Fund receives the first \$10 million in revenue and 50 percent of revenue beyond \$10 million.

HB 1751: A \$5 fee was placed on patrons of sexually oriented businesses, of which, up to \$25 million in revenue per biennium would be transferred into the Sexual Assault Program Fund to be used for awarding grants to sexual assault programs and rape crisis centers across the state.

2008 The Texas Department of Criminal Justice officially entered into a contract to provide telephone services stemming from the passage of SB 1580 in 2007.

2009 SB 1377: Authorizes the Attorney General to transfer up to 50 percent of any remaining money in excess of \$5 million into the Crime Victims' Compensation Fund to be used for compensation payments.

HB 2626: Provided for adult victims of sexual assault who have not filed a police report to obtain a forensic medical exam. CVC reimburses the Department of Public Safety for the cost of the exam.

SB 808 and HB 2916: Provide for reimbursement of pecuniary loss arising from homicides occurring before January 1, 1980, if the identity of the victim was established by a law enforcement agency on or after January 1, 2009.

2011 The CVC Fund was confronted with the possibility of serious shortfall by 2013 due to declining revenues from court fees, which constitute approximately 86 percent of the fund's state revenue. Facing a \$23 billion budget deficit for the 2012-2013 biennium, the state utilized CVC Fund dollars to increase direct appropriations from the fund to specific crime victim services organization and state agencies.

2013 SB 8: Added victims of trafficking of persons to the list of eligible participants in the Address Confidentiality Program and made trafficking victims eligible for reimbursement for relocation expenses.

HB 3241: After attorney fees and court costs, the first \$10 million awarded to the state in civil racketeering suits related to trafficking of persons is made to the credit of the CVC Fund.

2015 HB 10: Victims of trafficking are no longer denied compensation for participating in the criminally injurious conduct giving rise to their application or being involved in illegal behavior at the time of their injuries. Both changes to the law were already part of CVC's internal policies and administrative rules.

HB 1446: Authorizes CVC to reimburse victims of sexual assault for certain costs associated with the initial visit to a hospital following a sexual assault (e.g. emergency medical care, prescription drugs prescribed during the initial visit, transportation to the hospital) even if those victims choose to not report the crime or are otherwise ineligible for CVC. This bill also provides rent and relocation assistance for victims of stalking.

2016 CVC makes administrative rule changes as authorized by the CVC Act to increase the amount of financial assistance a victim of violent crime may receive. This is the first increase for some limits since the 1990s. The increased limits took effect for violent crimes committed on or after July 15, 2016.

2017 SB 843: Provides greater protections for victims by prohibiting the disclosure and use of certain information

regarding the Crime Victims' Compensation Act.

HB 1866: Temporarily halts the annual transfer of excess funds from the Compensation to Victims of Crime Auxiliary Fund to the Compensation to Victims of Crime Fund for the 2018-2019 biennium. The transfer will resume in September 2019.

SB 4: A local entity or campus police department which prohibits or materially limits the enforcement of immigration laws is subject to a civil penalty. Civil penalties collected are deposited into the Crime Victim's Compensation Fund.

HB 29: Amended the definition of "pecuniary loss" in Art. 56.32(a), Code of Criminal Procedure, to include specialized care for child victims. This change allows reimbursement for certain costs related to specialized treatment facilities for child victims that would not otherwise qualify as child care under the CVCA.

2018 CVC launched a new portal within the agency's official website that enables crime victims, claimants and their advocates to submit applications, upload crime-related bills and follow each step of the claim and bill review process with near real-time updates.

2019 86th Legislature:

HB 616: Changed the way costs for the forensic portion of sexual assault exams are reimbursed. Prior to 9/1/19, these costs were paid by law enforcement and reimbursed to law enforcement by CVC. After 8/31/19, costs are reimbursed directly to the medical facilities by CVC.

HB 2079: Allows for the relocation of children who are victims of a murder attempt in their residence for crimes dated after 8/31/19.

Crime Victims' Compensation Revenue Sources

The Crime Victims' Compensation (CVC) Program is supported through a legislative appropriation from the Compensation to Victims of Crime Fund (the Fund). The passage of the Crime Victims' Compensation Act in 1979 reflected the Legislature's intent for the Fund -- to assist innocent victims of violent crime and to encourage greater public cooperation in the investigation and prosecution of criminals. The Fund represents public policy at its best: revenue for the Fund is collected from offenders through criminal court costs, fees and fines, while victims of violence are assisted with expenses related to the crime.

In FY19, the Fund received revenue from the following sources:

State Court Costs \$57,759,848.36

CVC receives 37.6338 percent of all consolidated court costs submitted to the comptroller by local governmental entities for felony and misdemeanor convictions. The calculated amount of court costs received is by type of conviction (TX. Local Government Code, Section 133.102(a) & (e)):

- Felony Conviction = \$50.05
- Class A or B Misdemeanor Conviction = \$31.24
- Class C Misdemeanor Conviction = \$15.05

Federal VOCA Grant \$39,138,325.86

The federal Victims of Crime Act (VOCA) allows the collection of fines, fees and forfeitures for federal convictions. Passed in 1984, VOCA has awarded grants to the Texas CVC since 1986. These grants are based on a formula that gives each state an amount equal to 60 percent of the state funds paid to victims by the CVC program two years prior. (Title 42 U.S.C. 10602).

Restitution \$981,854.39

Offenders may be ordered to reimburse the Fund for compensation payments made on behalf of those they have victimized. CVC staff provides local prosecutors with information on the amount of money that has been paid so that reimbursement to the Fund can be included in restitution orders. The laws governing restitution allow for a one-time fee of \$12 to be assessed on an offender who pays restitution

in installments. Half of this fee is deposited into the Fund, and the other half is retained by the local court that assessed the restitution. (Texas Code of Criminal Procedure Article 42.037 (a) and (g), Texas Government Code Section 508.182 (a) and (e)(2)).

A judge may require an offender to pay a one-time fee up to \$50 for misdemeanors and up to \$100 for felonies to the Fund. Prior to September 1, 2005, this fee was deposited into the General Revenue Fund. (Texas Code of Criminal Procedure, Article 42.12 Section 11(a) (18)).

Parolee Supervision Fee \$4,434,591.91

Offenders on parole for crimes that occurred after September 1, 1993, pay \$8 per month to the Fund. The state's parole officers are to be commended for their efforts to collect these fees from parolees. (Texas Government Code Section 508.182(a) & (e) (2)).

Offender Inmate Telephone Revenue \$11,066,640.18

The Texas Department of Criminal Justice (TDCJ) Offender Telephone System allows eligible offenders to make paid telephone calls to family and friends. Offenders with major disciplinary problems, gang affiliations, or on death row do not have access to the telephone system. By statute, TDCJ shall transfer 50 percent of all commissions paid by the vendor to the Fund, with the first \$10 million collected each year to be credited to the Fund. (Texas Government Code Section 495.027(c)).

Donations \$169,788.97

Jurors are provided information about the Fund and are offered the option to donate their daily reimbursement to the Fund. (Texas Government Code Section 61.003(a)(1)).

Subrogation \$502,147.77

By statute, the Attorney General must ask that the victim or claimant reimburse the Fund for the amount paid on behalf of the victim, up to the amount of the civil award when a crime victim is awarded money in a civil suit. (Texas Code of Criminal Procedure Article 56.51).

Crime Victims' Compensation Financial Summary

Fiscal Activity Summary for the Fiscal Year Ending August 31, 2019

| Receipts | |
|-----------------------------------------------------|-------------------------|
| Federal VOCA Grant | \$39,138,325.86 |
| Court Fees Deposited | \$57,759,848.36 |
| Restitution | \$981,854.39 |
| Grants/Donations | \$169,788.97 |
| Fees for Admin. Services | \$15,498,393.16 |
| Restitution Installment Fee | \$10,254.16 |
| Subrogation | \$502,147.77 |
| Interest on State Deposits and Treasury Investments | \$1,492,656.25 |
| Other Receipts | \$3,441.61 |
| Total Receipts | \$115,556,710.53 |
| Disbursements: | |
| Benefits Paid to Victims of Crime | \$71,978,366.52 |
| Administrative Costs: | |
| Salaries, Wages and Payroll Related Costs | \$6,737,972.68 |
| Professional Fees/Services and Maintenance | \$1,224,747.18 |
| Travel | \$12,445.79 |
| Materials, Supplies, Printing and Reproduction | \$197,795.94 |
| Communications and Utilities | \$127,310.46 |
| Rentals and Leases | \$369,061.68 |
| Other Expenses | \$469,486.50 |
| Capital Outlay | \$139,863.60 |
| Total Administrative Costs | \$9,278,683.83 |
| Total OAG Disbursements | \$81,257,050.35 |

Crime Victims' Compensation Fund Appropriations

| | 2010-2011 BIENNIUM | 2012-2013 BIENNIUM | 2014-2015 BIENNIUM ⁽¹⁾ | 2016-2017 BIENNIUM ⁽¹⁾ | 2018-2019 BIENNIUM |
|-----------------------------------------------------|-----------------------|-----------------------|--------------------------------------|--------------------------------------|-----------------------|
| Attorney General: | | | | | |
| Crime Victims' Compensation | 150,694,337 | 182,744,515 | 165,690,442 | 160,546,809 | 131,262,110 |
| Appropriated Federal Match | (45,839,547) | (95,127,605) | (65,164,865) | (53,983,851) | (49,141,370) |
| Crime Victims' Compensation: | \$104,854,790 | \$87,616,910 | \$100,525,577 | \$106,562,958 | \$82,120,740 |
| Victim Assistance:⁽²⁾ | | | | | |
| Victim Coordinator/Liaison Grants | 4,882,314 | 4,887,036 | 2,788,300 | 3,275,707 | 4,879,906 |
| Statewide Victim Notification System | 6,998,502 | 7,004,526 | 3,710,839 | 4,320,898 | 6,230,686 |
| Sexual Assault and Crisis Prevention | 13,586,513 | 13,829,754 | 7,832,404 | 2,094,838 | 2,065,594 |
| Other Victim Assistance Grants | 21,109,524 | 21,128,890 | 12,055,935 | 14,159,798 | 21,699,090 |
| Children's Advocacy Centers | 7,998,006 | 15,998,006 | 8,910,032 | - | - |
| Court Appointed Special Advocates | 6,000,000 | 17,000,000 | 9,468,090 | - | - |
| Legal Services Grants | 5,000,000 | 5,000,000 | 2,784,732 | 3,261,831 | 5,000,000 |
| Sexual Assault Services Grant (TAASA) | 750,000 | 750,000 | 417,710 | 489,274 | 750,000 |
| Victim Assistance Total: | \$66,324,859 | \$85,598,212 | \$47,968,042 | \$27,602,346 | \$40,625,276 |
| Attorney General Total: | \$171,179,649 | \$173,215,122 | \$148,493,619 | \$134,165,304 | \$122,746,016 |
| Other Agencies: | | | | | |
| TDCJ - Victim Services | 3,152,350 | - | - | - | - |
| ERS - Peace Officer Death Benefit | 4,417,880 | 4,077,600 | 3,392,648 | 6,392,648 | 8,098,818 |
| HHSC - Family Violence Services ⁽³⁾ | - | 8,087,828 | - | - | - |
| HHSC - Child Advocacy Programs ⁽⁴⁾ | - | - | - | 20,459,686 | 20,459,686 |
| Other Agencies Total: | \$7,570,230 | \$12,165,428 | \$3,392,648 | \$26,852,334 | \$28,558,504 |
| Fund 469 Appropriation Total ⁽⁵⁾: | \$178,749,879 | \$185,380,550 | \$151,886,267 | \$161,017,638 | \$151,304,520 |

⁽¹⁾ The 2014/15 and 2016/17 Biennial amounts include an estimate for legislatively mandated salary increases.

⁽²⁾ The 2014/15 thru 2018/19 Biennial amounts for the Victim Assistance programs reflect only the appropriations from the Compensation to Victims of Crime Fund (Fund 469). The Legislature provided additional appropriations for each of the programs listed from general revenue funds and the Sexual Assault Program Fund (Fund 5010).

⁽³⁾ HHSC voluntarily reduced its 2012-13 appropriation by \$3,500,000 in order to assist with cash flow and fund solvency issues.

⁽⁴⁾ The funding for Children's Advocacy Centers and Court Appointed Special Advocates was transferred from the OAG to HHSC in 2016/17.

⁽⁵⁾ Total legislative appropriations from the Compensation to Victims of Crime Fund (Fund 469).

TDCJ = Texas Department of Criminal Justice

ERS = Employees Retirement System

HHSC = Department of Health and Human Services

Crime Victims' Compensation Program Overview

The Crime Victims' Compensation (CVC) Program is administered by the Office of the Attorney General (OAG) and provides victims of violent crime financial assistance for certain crime-related expenses. CVC staff work with victims and claimants to coordinate available resources to minimize the "out of pocket" expenses incurred as the result of the crime.

Program Eligibility

- The crime must occur in Texas to a U.S. resident; or the victim is a Texas resident and the crime occurred in a country that does not offer crime victims' compensation.
- The crime must be reported to an appropriate law enforcement agency. This requirement does not apply if the victim is only seeking Emergency Medical Care Compensation.
- The victim or claimant must cooperate with the law enforcement investigation. This requirement does not apply if the victim is only seeking Emergency Medical Care Compensation.
- The victim or claimant must apply within three (3) years from the date of the crime unless good cause is shown e.g., age of the victim, mental or physical capacity of the victim, etc.
- A victim or claimant is:
 - Someone who was injured or died because of the crime or while aiding a crime victim
 - A first responder who was injured or died while responding to the crime
 - A person who assumes legal responsibilities or pays crime-related bills
 - Someone authorized to act on behalf of a victim such as a parent or guardian
 - A dependent of a deceased victim
 - An immediate family or household member who require mental health care because of the crime
- A victim or claimant must not have:
 - Participated in the crime
 - Committed illegal activity at the time of the crime. This requirement does not apply to a person who seeks compensation if the illegal activity the person engaged in was the result of human trafficking
 - Shared responsibility for the crime due to behavior
 - Given false information to the program
 - Been incarcerated at the time of the crime

Covered Crimes

Crimes or attempted crimes that caused physical or mental injury or death are covered such as:

- Assault
- Family Violence
- Kidnapping
- Child Abuse
- Hit and Run
- Robbery
- Child Sexual Assault
- Homicide
- Sexual Assault
- DWI
- Human Trafficking
- Stalking
- Elder Abuse

Identity theft and property crimes are not covered.

Compensation Limits & Collateral Sources

Total compensation is limited to \$50,000. Crime victims who suffer total and permanent disability because of a crime may qualify for an additional compensation of up to \$75,000 to be used for specific and limited expenses, such as prosthetics, rehabilitation, or accessibility renovations. Compensation may be limited or unavailable based on laws in effect at the time of the crime.

CVC is the last source of payment by law. All other collateral sources must pay before any payment by the program. A collateral source is any other readily available resource that can be used to cover crime-related costs. Examples of collateral sources are:

- Medical Insurance
- Dental Insurance
- Medicare/Medicaid
- Vehicle Insurance
- Homeowners/Renters Insurance
- Workers' Compensation
- Settlements

Additional information about each cost, including specific limits, can be found in the Covered Crime-related Costs section.

Applying for Compensation

The CVC Portal, within the agency's official website, enables victims and claimants to apply online for Crime Victims' Compensation and Emergency Medical Care Compensation for sexual assault exams. The portal

Crime Victims' Compensation Program Overview

allows crime victims, claimants, and their advocates to submit applications, upload crime-related bills, and follow each step of the claim and bill review process with near real-time updates.

English and Spanish applications can also be downloaded from the OAG website, www.texasattorneygeneral.gov, or obtained directly from CVC.

Additionally, every law enforcement agency and prosecutor's office in Texas is required by statute to provide victims of crime with information about CVC. Applications are also available at hospitals and nonprofit agencies that work with crime victims.

Application Assistance

CVC Program staff is available to assist victims and their families in accessing information about the program and the application process.

To contact the CVC Program,

Call: (800) 983-9933

Or write: Office of the Attorney General
Crime Victim Services Division
Crime Victims' Compensation Program
P. O. Box 12198
Austin, Texas
78711-2198

Crime Victims' Compensation Activity Summary

34,429

Total applications received from victims of crime and law enforcement in Fiscal Year 2019

25,363

Applications were filed by victims of crime

9,066

Applications were filed by law enforcement agencies for sexual assault exam reimbursements

22,512

Victim applications were reviewed for eligibility

17,585

Applications were approved

4,927

Applications were denied

78.11

Percent of all reviewed applications were approved

21,003

Total applications awarded benefits to victims of crime and law enforcement

11,982

victim applications were awarded benefits

\$5,470

was the average amount awarded per victim application

9,021

sexual assault exam reimbursements were made

\$735

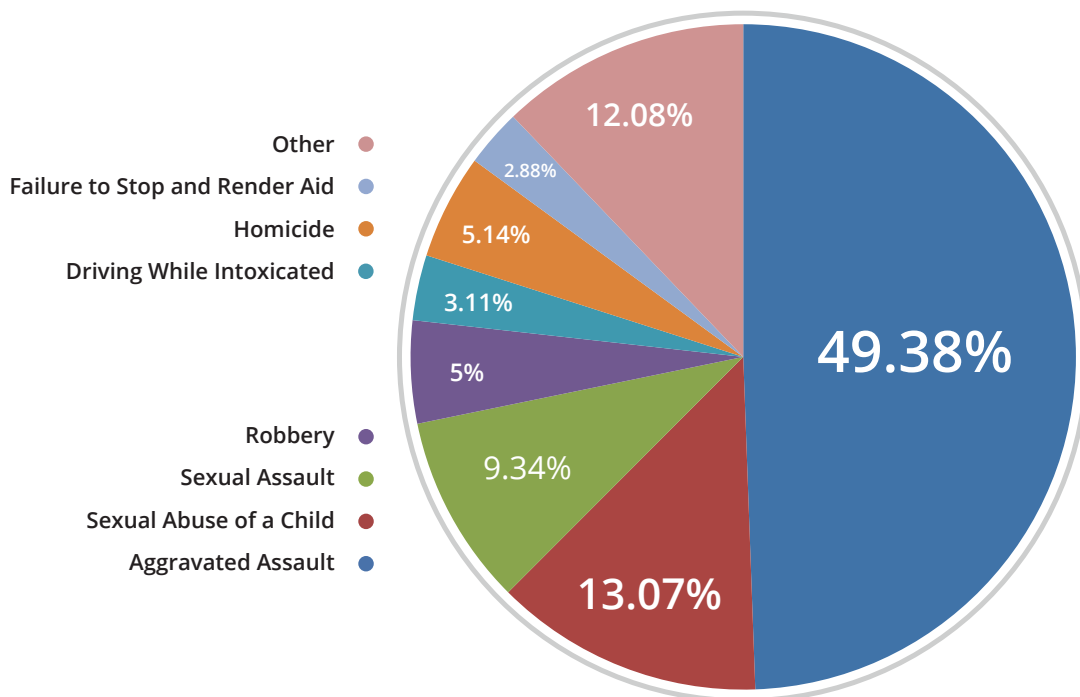
was the average amount awarded per sexual assault exam reimbursement

The total number of applications approved, reviewed or denied may not equal the number of applications received. For example, claims received in the latter part of August 2019 may not be reviewed or approved until September 2019 (the first month of fiscal year 2020) and would therefore be included in next year's report. The same explanation applies to award payments, which in some cases may extend over several years.

Crime Victims' Compensation Applications by Type of Crime

| Type of Crime | Applications | Percent |
|--------------------------------|---------------|----------------|
| Assault/Aggravated Assault | 12,525 | 49.38% |
| Sexual Abuse of a Child | 3,316 | 13.07% |
| Sexual Assault | 2,368 | 9.34% |
| Homicide | 1,304 | 5.14% |
| Robbery | 1,267 | 5.00% |
| Driving While Intoxicated | 789 | 3.11% |
| Failure to Stop and Render Aid | 730 | 2.88% |
| Other | | |
| Unknown/Other Crime | 1,092 | 4.31% |
| Physical Abuse of a Child | 481 | 1.90% |
| Vehicular Assault | 271 | 1.07% |
| Terroristic Threat | 267 | 1.05% |
| Burglary | 171 | 0.67% |
| Harassment | 135 | 0.53% |
| Physical Abuse of Elderly | 131 | 0.52% |
| Stalking | 103 | 0.41% |
| Human Trafficking | 104 | 0.41% |
| Vehicular Manslaughter | 95 | 0.37% |
| Kidnapping | 84 | 0.33% |
| Child Pornography | 54 | 0.21% |
| Criminally Negligent Homicide | 42 | 0.17% |
| Arson | 34 | 0.13% |
| TOTAL | 25,363 | 100.00% |

Excludes sexual assault exam reimbursement applications sent by law enforcement agencies.

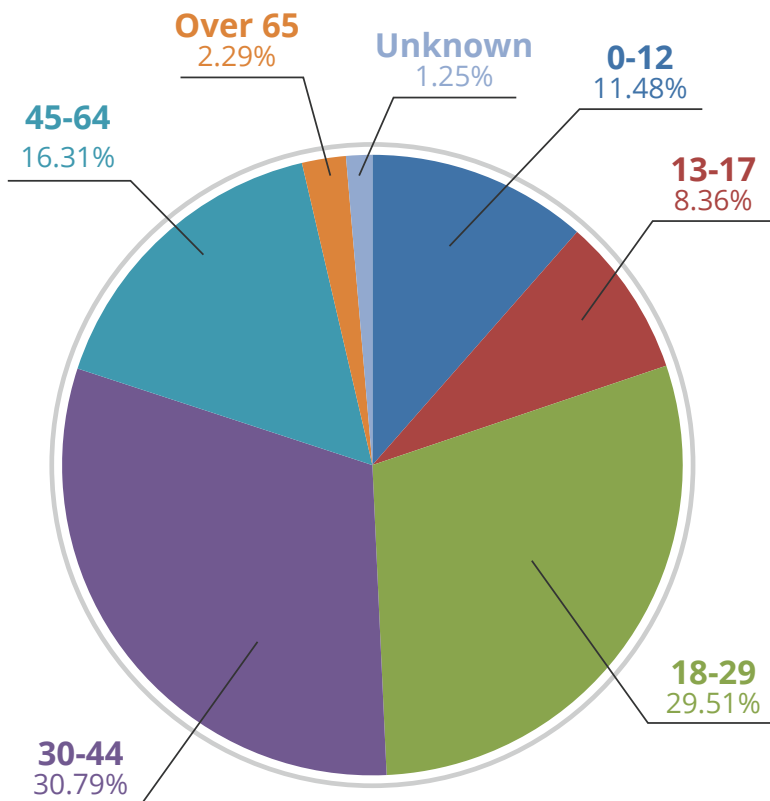


Crime Victims' Compensation Applications by Age & Gender

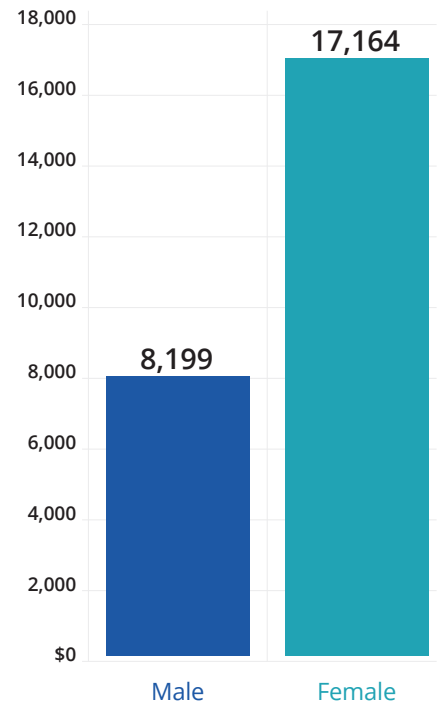
| Age | Total | Male | Female | Percent |
|--------------|---------------|--------------|---------------|----------------|
| 0-12 | 2,912 | 820 | 2,092 | 11.48% |
| 13-17 | 2,121 | 555 | 1,566 | 8.36% |
| 18-29 | 7,485 | 2,391 | 5,094 | 29.51% |
| 30-44 | 7,809 | 2,409 | 5,400 | 30.79% |
| 45-64 | 4,137 | 1,683 | 2,454 | 16.31% |
| Over 65 | 581 | 264 | 317 | 2.29% |
| Unknown | 318 | 77 | 241 | 1.25% |
| TOTAL | 25,363 | 8,199 | 17,164 | 100.00% |

Excludes sexual assault exam reimbursement applications sent by law enforcement agencies.

Applications By Age



Applications By Gender



Crime Victims' Compensation

Covered Crime-Related Costs

| Attorney Fees | |
|-----------------------------------------------------------------------------------------------------------------------------------|--------------------------------------------------------------------------------------------------------------------------------------------------------------------------------------------------------------------------------------------------------------------------------------------------------------------------------------------------------------------------------------------------------------------------------------------------------------------------------------------------------------------------------------------------------------------------------------------------------------------------------------------------------------------------------------------------------------------------|
| Explanation | Limits |
| Attorney fees related to the CVC application process and contingent on compensation paid to the victim/claimant. | The lesser of \$300 or 25 percent of approved compensation. Upon appeal, an attorney may be entitled to 25 percent of compensation directly relating to the attorney's assistance. |
| Child and Dependent Care | |
| Explanation | Limits |
| Costs for the care of a child or a dependent for care that is new and a result of the crime. | <p>For crimes occurring between May 8, 2005, and July 14, 2016, child care benefits for dependent(s) of a surviving victim may be limited to a maximum of 13 continuous weeks. The compensation is calculated at the actual cost of care not to exceed \$100 per week per dependent or minor child. Under special circumstances reimbursement or payment of child care expenses may be extended.</p> <p>Compensation is limited to \$300 per week per child or dependent for crimes after July 14, 2016. Compensation is limited to 52 weeks for surviving victim's dependents for certain crimes. Child care benefits for the dependents of a deceased victim may be paid on an on-going basis up to the age of 14.</p> |
| Crime Scene Clean-Up | |
| Explanation | Limits |
| Costs for professional cleaning services and supplies used for crime scene clean-up. | <p>For crimes occurring between September 1, 1995, and July 14, 2016, reimbursement is limited to \$750.</p> <p>For crimes occurring after July 14, 2016, compensation is limited to \$2,250.</p> |
| Emergency Compensation | |
| Explanation | Limits |
| May be requested if a victim or claimant would suffer undue harm or hardship if compensation is not expedited. | Limited to \$1,500 and is deducted from any future compensation. |
| Extraordinary Pecuniary Losses | |
| Explanation | Limits |
| Paid to a victim who has suffered an injury that is catastrophic and results in total or permanent disability because of a crime. | An additional payment of \$75,000 (for crimes occurring after August 31, 2001). Compensation may only be used to pay for lost wages and items that directly assist a victim. Direct assistance includes: modifications of home or automobile, prosthetics, medical equipment or supplies, job training and vocational rehabilitation, home health care, long term medical care or training in the use of special appliances. |
| Funeral | |
| Explanation | Limits |
| Costs for funeral and burial services, flowers, caskets, urns, and grave markers | For crimes occurring after July 14, 2016, the maximum reimbursement is \$6,500; additional compensation for transportation of deceased over 50 miles may be available. |

Loss of Earnings

| Explanation | Limits |
|--------------------------------------------------------------------------------------------------------------------------------------------------------------------------------------------------------------------------------------------------------------------------------------------------------|---------------------------------------------------------------------------------------------------------------------------------------------------------------------------------------------------------------------------------------------------------------------------------|
| <p>Paid to victims who miss work for:</p> <ul style="list-style-type: none">• A crime-related disability period• Attending medical or mental health care appointments• Participation in criminal justice proceedings | <p>For crimes occurring between February 1, 1998, and July 14, 2016, reimbursement is limited to a \$500 per week maximum and is calculated using the applicable salary. Bereavement Leave loss of earnings is limited to 10 days, totaling \$1000 of maximum compensation.</p> |
| <p>Paid to claimants who miss work for:</p> <ul style="list-style-type: none">• Bereavement leave taken in connection to the victim's death• Attending mental health care appointments or victim's medical appointments• Participation in criminal justice proceedings | <p>For crimes occurring after July 14, 2016, reimbursement is limited to \$700 per week maximum and is calculated using the applicable salary. Bereavement leave loss of earnings is limited to 10 days, totaling \$1400 of maximum compensation.</p> |

Loss of Support

| Explanation | Limits |
|------------------------------------------------------------------------------------------------------------------------------------------------------------|-------------------------------------------------------------------------------------------------------------------------------------------------------------------------------------------------------------------------------|
| <p>Covers income or financial support provided by either the victim or offender at the time of crime that is no longer available because of the crime.</p> | <p>For crimes occurring after July 14, 2016, reimbursement is limited to \$700 per week maximum and is calculated using the victim or offender's salary and may be paid on an ongoing basis until benefits are exhausted.</p> |
| | <p>Loss of support is also available to dependents of surviving victims for 90 days with the same maximum benefit \$700 per week for dates of crime on or after July 15, 2016.</p> |

Medical Costs

| Explanation | Limits |
|--------------------------------------------------------------------------------------------------------------------------------------------------------------------------------------------------------------------------------------------------------------------------------------------------------------------------------|-------------------------------------------------------------------------------------------------------------------------------------------------------------------------------------|
| <p>Costs for crime-related injuries may include:</p> <ul style="list-style-type: none">• Hospitalization• Doctor's services• Ambulance services• Prescriptions• Dental work• Nursing home services• Medical appliances such as wheelchairs and prosthetics | <p>Medical costs are paid at the medical fee guidelines set by the Texas Department of Insurance, Division of Workers' Compensation. Total compensation is limited to \$50,000.</p> |

Mental Health Care

| Explanation | Limits |
|------------------------------------------------------------------------------------------------------------------------------------------------------------------------------------------------------------------------------------------------------------------------------------------------------------------------------------------------------------|--------------------------------------------------------------------------------------------------------------------------------------------------------------------------------------------------------------------------------------------------------------------------------------------------------------------------------------------------------------------------------------------------------------------------------------------------------|
| <p>Mental health services provided by a:</p> <ul style="list-style-type: none">• Psychiatrist or other MD• Clinical Psychologist• Clinical Nurse Specialist - CNS• Licensed Clinical Social Worker - LCSW• Licensed Professional Counselor - LPC• Licensed Marriage and Family Therapist - LMFT | <p>For dates of crime prior to August 31, 2014, reimbursement is limited to \$3,000 maximum for outpatient treatment with a licensed provider.</p> <p>For crimes occurring after August 31, 2014, reimbursement is limited to 60 sessions with a licensed provider. Inpatient treatment for victims requires pre-authorization and may be available at the medical fee guideline rate per day. Claimants are not eligible for inpatient treatment.</p> |

Crime Victims' Compensation

Covered Crime-Related Costs

Relocation

Explanation

Relocation costs for victims of family violence; sexual assault that occurred in the victim's residence; stalking; human trafficking; or children who are victims of a murder attempt in their residence.

Limits

Limited to a one-time payment of up to \$3,800 (\$2,000 relocation expenses and 3 months of rent, not to exceed \$1,800 for rental assistance).

Replacement of Seized Property

Explanation

Costs associated with replacement of a victim's property seized as evidence or rendered unusable because of the investigation.

Limits

For crimes occurring between September 1, 1995, and July 14, 2016, the maximum reimbursement compensation is \$750.

For crimes occurring after July 14, 2016, the maximum reimbursement compensation is \$1,000.

Travel

Explanation

Costs such as:

- Travel over 20 miles one-way to medical and mental health care appointments, criminal justice proceedings, or a victim's funeral
- Food/lodging for travel over 60 miles (one-way)

Limits

Reimbursement rates are set by the Texas Comptroller's office.

Crime Victims' Compensation Payments by Benefit

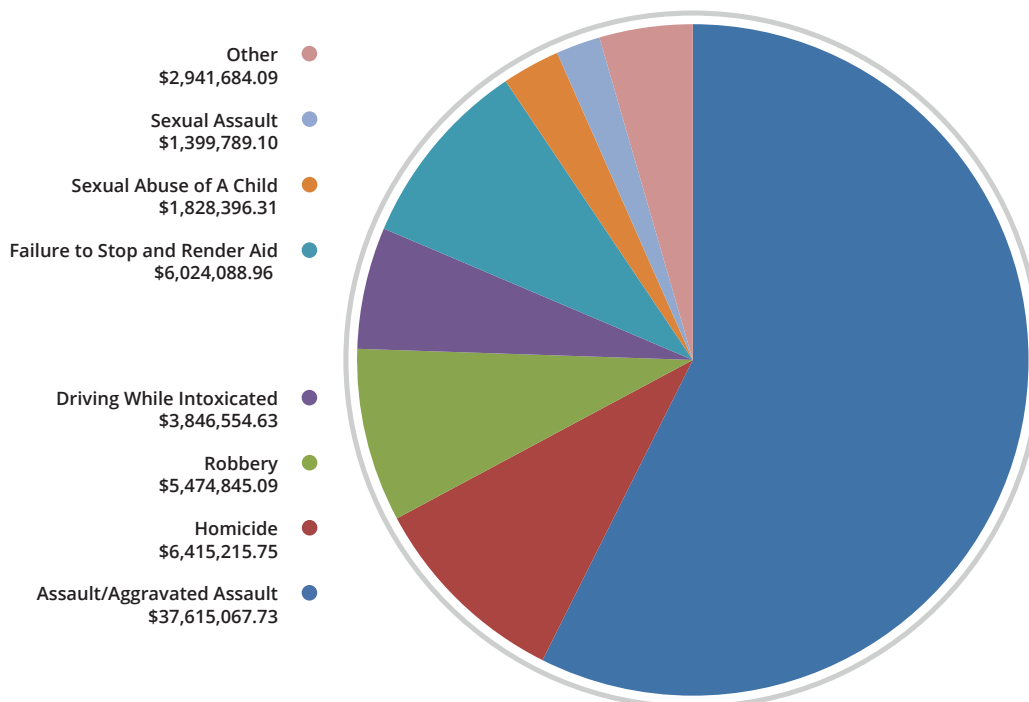
| Crime Victims' Compensation Payments | FY 2019 Amount | % of Total |
|----------------------------------------------------|------------------------|----------------|
| Payments For Victims Of Crime: | | |
| Medical: | | |
| Acute Care Hospital | 34,308,190.36 | 47.53% |
| Physician Fees | 6,416,321.45 | 8.89% |
| Mental Health Counseling | 1,412,737.63 | 1.96% |
| EMS Services | 1,197,474.43 | 1.66% |
| Dental | 970,024.30 | 1.34% |
| Rehabilitation / Physical Therapy | 649,761.01 | 0.90% |
| Healthcare Supplies | 469,063.82 | 0.65% |
| Psychiatric Hospital | 385,215.91 | 0.53% |
| Prescriptions | 202,846.07 | 0.28% |
| Accomodation Services | 154,399.55 | 0.21% |
| Medical Report | 638.22 | 0.00%* |
| Total Medical Payments: | \$46,166,672.75 | 63.96% |
| Non-Medical: | | |
| Funeral Expense | 6,826,225.35 | 9.46% |
| Loss Of Wages | 6,261,125.61 | 8.67% |
| Relocation | 3,957,313.50 | 5.48% |
| Loss Of Support | 1,022,341.02 | 1.42% |
| Travel | 675,680.73 | 0.94% |
| Child Care | 408,045.63 | 0.57% |
| Evidence Replacement Costs | 80,719.92 | 0.11% |
| Disabled Peace Officer | 74,062.12 | 0.10% |
| Crime Scene Cleanup | 58,265.53 | 0.08% |
| Final Judgment | 12,960.00 | 0.02% |
| Attorneys Fees | 2,229.50 | 0.00% |
| Total Non-Medical Payments: | \$19,378,968.91 | 26.85% |
| Total Payments For Victims Of Crime: | \$65,545,641.66 | 90.81% |
| Payments To Law Enforcement Agencies: | | |
| Sexual Assault Exam Reimbursements: | \$6,629,673.72 | 9.19% |
| Total Payments To Law Enforcement Agencies: | \$6,629,673.72 | 9.19% |
| Crime Victims' Compensation Total | \$72,175,315.38 | 100.00% |

Amounts vary from performance measure due to cancelled warrants and refunds.
* Less than .01 % of total payments

Crime Victims' Compensation Payments by Type of Crime

| TYPE OF CRIME | NUMBER | AMOUNT | PERCENT |
|---------------------------------------|---------------|------------------------|----------------|
| Assault/Aggravated Assault | 5,950 | \$37,615,067.73 | 57.39% |
| Homicide | 1,216 | \$6,415,215.75 | 9.79% |
| Robbery | 684 | \$5,474,845.09 | 8.35% |
| Driving While Intoxicated | 505 | \$3,846,554.63 | 5.87% |
| Failure To Stop And Render Aid | 669 | \$6,024,088.96 | 9.19% |
| Sexual Abuse Of A Child | 1,106 | \$1,828,396.31 | 2.79% |
| Sexual Assault | 1,176 | \$1,399,789.10 | 2.14% |
| Other | | | |
| Vehicular Assault | 161 | \$1,170,317.79 | 1.79% |
| Vehicular Manslaughter | 92 | \$439,245.88 | 0.67% |
| Physical Abuse of a Child | 94 | \$264,085.70 | 0.40% |
| Criminally Negligent Homicide | 43 | \$240,665.98 | 0.37% |
| Human Trafficking | 42 | \$145,353.59 | 0.22% |
| Terroristic Threat | 59 | \$127,094.27 | 0.19% |
| Other Miscellaneous Crime | 19 | \$126,414.10 | 0.19% |
| Physical Abuse of Elderly | 37 | \$83,256.57 | 0.13% |
| Kidnapping | 29 | \$81,431.58 | 0.12% |
| Stalking | 37 | \$70,940.83 | 0.11% |
| Arson | 10 | \$68,794.41 | 0.10% |
| Burglary | 28 | \$55,031.02 | 0.08% |
| Harassment | 21 | \$54,346.03 | 0.08% |
| Child Pornography | 4 | \$14,706.34 | 0.02% |
| TOTAL | 11,982 | \$65,545,641.66 | 100.00% |

Excludes sexual assault exam reimbursement applications sent by law enforcement agencies.
Amounts vary from financial summary on page 11 due to timing of cancelled warrants and refunds.

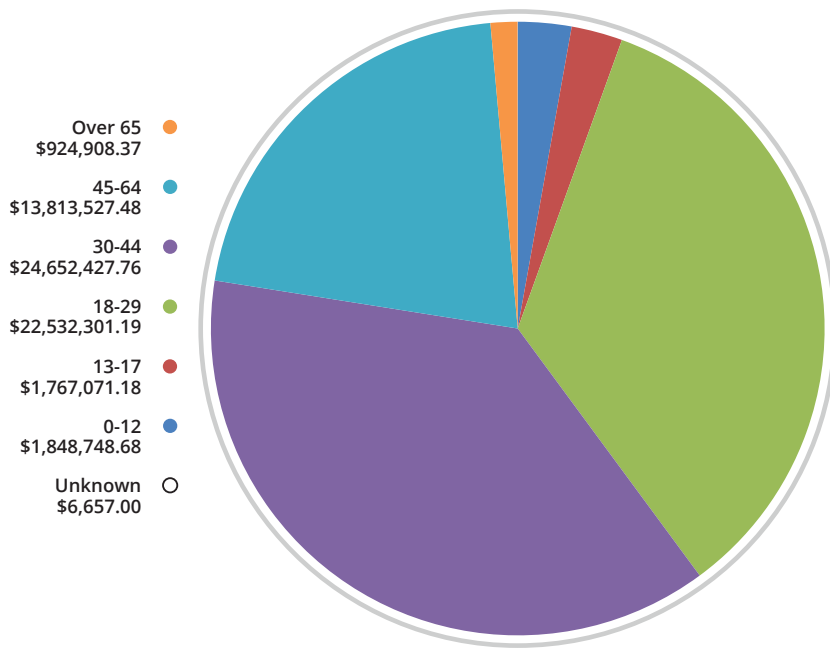


Crime Victims' Compensation Payments by Age & Gender

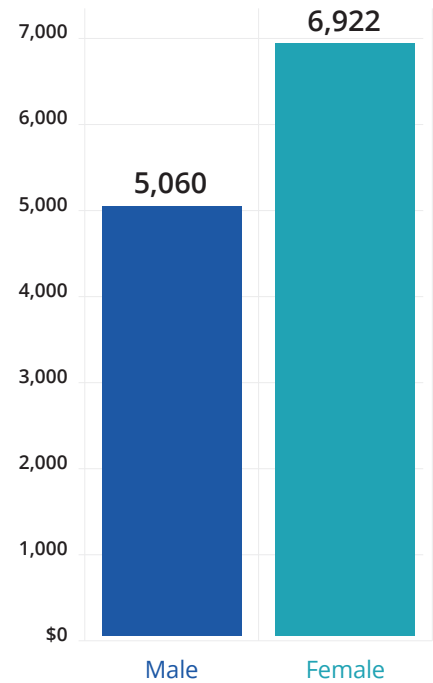
| Age Range | Total | Male | Female | Amount | Percent |
|--------------|---------------|--------------|--------------|------------------------|-------------|
| 0-12 | 930 | 237 | 693 | \$1,848,748.68 | 2.82% |
| 13-17 | 775 | 233 | 542 | \$1,767,071.18 | 2.70% |
| 18-29 | 3,692 | 1,644 | 2,048 | \$22,532,301.19 | 34.38% |
| 30-44 | 4,028 | 1,686 | 2,342 | \$24,652,427.76 | 37.61% |
| 45-64 | 2,314 | 1,143 | 1,171 | \$13,813,527.48 | 21.07% |
| Over 65 | 241 | 116 | 125 | \$924,908.37 | 1.41% |
| Unknown | 2 | 1 | 1 | \$6,657.00 | 0.01% |
| TOTAL | 11,982 | 5,060 | 6,922 | \$65,545,641.66 | 100% |

Excludes sexual assault exam reimbursement applications sent by law enforcement agencies.
Amounts vary from Financial Summary on page 11 due to timing of cancelled warrants and refunds.

Payments By Age



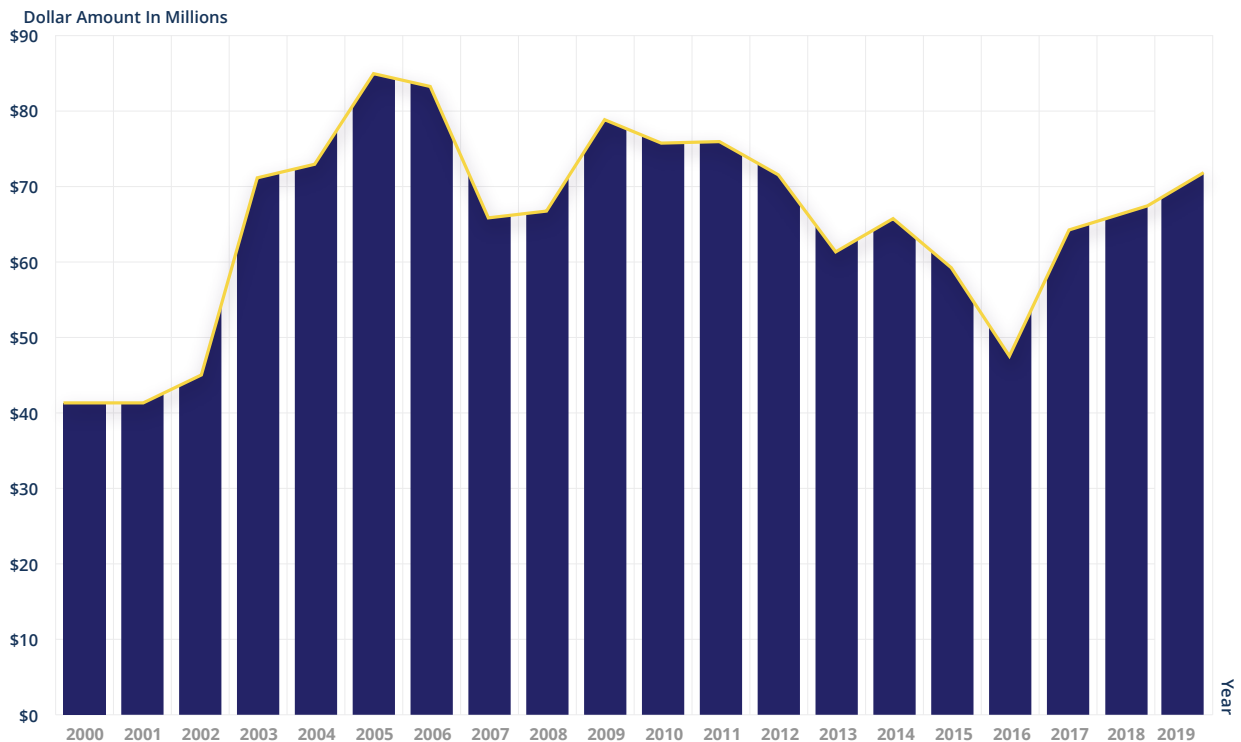
Payments by Gender



Crime Victims' Compensation Annual Payout Summary

| Fiscal Year | Total Paid |
|-------------|------------|
| 1980 | \$0.4 |
| 1981 | \$1.0 |
| 1982 | \$0.9 |
| 1983 | \$1.2 |
| 1984 | \$3.2 |
| 1985 | \$7.1 |
| 1986 | \$8.9 |
| 1987 | \$17.4 |
| 1988 | \$17.4 |
| 1989 | \$20.4 |
| 1990 | \$22.2 |
| 1991 | \$23.7 |
| 1992 | \$25.4 |
| 1993 | \$29.2 |
| 1994 | \$25.0 |
| 1995 | \$24.5 |
| 1996 | \$28.0 |
| 1997 | \$28.3 |
| 1998 | \$32.7 |
| 1999 | \$37.5 |

| Fiscal Year | Total Paid |
|-------------|------------|
| 2000 | \$41.2 |
| 2001 | \$41.2 |
| 2002 | \$44.9 |
| 2003 | \$71.0 |
| 2004 | \$72.8 |
| 2005 | \$85.0 |
| 2006 | \$83.1 |
| 2007 | \$65.6 |
| 2008 | \$66.7 |
| 2009 | \$78.8 |
| 2010 | \$75.5 |
| 2011 | \$75.7 |
| 2012 | \$71.4 |
| 2013 | \$61.2 |
| 2014 | \$65.7 |
| 2015 | \$59.0 |
| 2016 | \$47.4 |
| 2017 | \$64.2 |
| 2018 | \$67.4 |
| 2019 | \$72.1 |



Crime Victims' Compensation Activity Summary by County

The tables on the following pages show Crime Victims' Compensation activity by county. The total number of applications approved and denied may not equal the number of applications received because some applications received in prior years were approved or denied this year. Similarly, some applications received near the end of the year will be determined in Fiscal Year 2020.

RECEIVED - the number of applications received from victims for crimes occurring in the county

APPROVED - the number of applications from victims ruled to be eligible for an award

DENIED - the number of applications from victims denied for cause (for example, crime cannot be substantiated, losses not covered by statute, lack of cooperation with law enforcement)

VICTIM PAYMENTS - the amount of Crime Victims' Compensation paid to applicants who were victimized in Texas counties

SAE RECEIVED - the number of sexual assault exam reimbursement requests received from law enforcement agencies

SAE PAYMENTS - the amount reimbursed to law enforcement agencies for sexual assault exam expenses

CONTRIBUTED - the amount of court costs and fees collected and paid by the county into the Compensation to Victims of Crime Fund (totals provided by the Texas Comptroller of Public Accounts)

TOTAL PAID - the total amount of the Crime Victim's Compensation paid to victims, claimants and law enforcement agencies in FY 2019.

| COUNTY | RECEIVED | APPROVED | DENIED | VICTIM AMOUNT | SAE RECEIVED | SAE PAYMENTS | CONTRIBUTED | TOTAL PAYMENTS |
|---------------|----------|----------|--------|------------------|-----------------|-----------------|----------------|-------------------|
| ANDERSON | 29 | 22 | 5 | \$40,583.44 | 33 | \$28,010.00 | \$101,097.69 | \$68,593.44 |
| ANDREWS | 4 | 5 | - | \$19,540.40 | - | \$0.00 | \$74,709.57 | \$19,540.40 |
| ANGELINA | 50 | 39 | 8 | \$64,446.30 | 89 | \$53,576.50 | \$244,228.14 | \$118,022.80 |
| ARANSAS | 35 | 13 | 14 | \$49,941.79 | 2 | \$536.00 | \$61,959.14 | \$50,477.79 |
| ARCHER | 4 | 3 | - | \$665.00 | - | \$0.00 | \$24,383.01 | \$665.00 |
| ARMSTRONG | 1 | 1 | - | \$0.00 | 1 | \$522.00 | \$5,917.98 | \$522.00 |
| ATASCOSA | 30 | 19 | 7 | \$128,640.74 | 12 | \$8,665.00 | \$149,346.95 | \$137,305.74 |
| AUSTIN | 18 | 11 | 5 | \$15,165.77 | 1 | \$668.00 | \$178,427.49 | \$15,833.77 |
| BAILEY | 10 | 10 | 1 | \$8,191.48 | - | \$0.00 | \$17,110.23 | \$8,191.48 |
| BANDERA | 9 | 5 | 1 | \$22,949.56 | 11 | \$8,665.00 | \$35,485.53 | \$31,614.56 |
| BASTROP | 71 | 48 | 12 | \$125,315.93 | 16 | \$12,614.00 | \$218,095.88 | \$137,929.93 |
| BAYLOR | 1 | 1 | - | \$0.00 | 2 | \$1,700.00 | \$16,233.65 | \$1,700.00 |
| BEE | 24 | 10 | 6 | \$33,771.85 | 13 | \$11,276.00 | \$57,262.10 | \$45,047.85 |
| BELL | 721 | 430 | 131 | \$677,928.64 | 311 | \$279,493.60 | \$739,524.31 | \$957,422.24 |
| BEXAR | 1,931 | 1,287 | 485 | \$5,034,633.95 | 915 | \$768,113.00 | \$3,056,054.13 | \$5,802,746.95 |
| BLANCO | 3 | 1 | 2 | \$2,008.32 | 3 | \$3,533.00 | \$52,739.18 | \$5,541.32 |
| BORDEN | - | - | - | \$0.00 | - | \$0.00 | \$7,535.98 | \$0.00 |
| BOSQUE | 5 | 6 | - | \$12,193.70 | 9 | \$6,486.00 | \$73,642.24 | \$18,679.70 |
| BOWIE | 37 | 29 | 9 | \$94,875.12 | 6 | \$4,152.61 | \$205,213.83 | \$99,027.73 |
| BRAZORIA | 207 | 149 | 30 | \$460,028.48 | 24 | \$15,762.28 | \$978,250.99 | \$475,790.76 |
| BRAZOS | 122 | 80 | 15 | \$307,540.76 | 70 | \$48,452.00 | \$466,364.80 | \$355,992.76 |
| BREWSTER | 4 | 3 | 1 | \$7,160.56 | 1 | \$533.00 | \$32,397.35 | \$7,693.56 |
| BRISCOE | - | - | - | \$0.00 | - | \$0.00 | \$6,117.29 | \$0.00 |
| BROOKS | 9 | 6 | - | \$47,017.66 | - | \$0.00 | \$175,175.83 | \$47,017.66 |
| BROWN | 36 | 24 | 7 | \$50,144.39 | 17 | \$12,840.50 | \$68,255.55 | \$62,984.89 |
| BURLESON | 7 | 6 | 2 | \$63,757.52 | 1 | \$948.00 | \$71,066.64 | \$64,705.52 |
| BURNET | 42 | 30 | 7 | \$57,093.94 | 15 | \$9,320.60 | \$101,037.91 | \$66,414.54 |
| CALDWELL | 31 | 23 | 5 | \$29,477.69 | 6 | \$4,104.00 | \$160,285.38 | \$33,581.69 |
| CALHOUN | 12 | 11 | 1 | \$22,422.62 | 11 | \$5,293.00 | \$71,745.60 | \$27,715.62 |
| CALLAHAN | 3 | 3 | - | \$18,187.69 | 1 | \$733.00 | \$75,414.25 | \$18,920.69 |
| CAMERON | 225 | 158 | 53 | \$569,975.69 | 181 | \$115,828.11 | \$1,227,894.27 | \$685,803.80 |
| CAMP | 11 | 12 | - | \$7,539.30 | - | \$0.00 | \$24,654.02 | \$7,539.30 |
| CARSON | 3 | 2 | 1 | \$200.00 | - | \$0.00 | \$37,767.51 | \$200.00 |
| CASS | 16 | 11 | 2 | \$42,806.27 | 3 | \$1,770.53 | \$65,271.39 | \$44,576.80 |
| CASTRO | 2 | 2 | - | \$13,224.39 | 1 | \$443.00 | \$15,707.20 | \$13,667.39 |
| CHAMBERS | 23 | 21 | 2 | \$80,668.05 | 17 | \$15,726.00 | \$111,681.59 | \$96,394.05 |
| CHEROKEE | 39 | 27 | 10 | \$61,568.47 | 10 | \$8,652.00 | \$179,725.67 | \$70,220.47 |
| CHILDRESS | 4 | 2 | 1 | \$7,679.73 | - | \$0.00 | \$48,634.52 | \$7,679.73 |
| CLAY | 8 | 5 | 1 | \$26,603.25 | - | \$0.00 | \$32,338.13 | \$26,603.25 |
| COCHRAN | 1 | 1 | - | \$0.00 | - | \$0.00 | \$3,745.94 | \$0.00 |
| COKE | 4 | 2 | 2 | \$17,928.78 | - | \$0.00 | \$14,687.29 | \$17,928.78 |
| COLEMAN | 9 | 6 | 1 | \$7,381.88 | 6 | \$5,191.04 | \$18,598.45 | \$12,572.92 |
| COLLIN | 493 | 378 | 67 | \$678,772.30 | 52 | \$33,122.00 | \$1,738,466.26 | \$711,894.30 |
| COLLINGSWORTH | 1 | 1 | - | \$1,420.08 | 9 | \$5,445.00 | \$4,285.20 | \$6,865.08 |
| COLORADO | 13 | 6 | 1 | \$87,823.49 | 7 | \$3,663.00 | \$78,663.13 | \$91,486.49 |
| COMAL | 86 | 58 | 18 | \$151,383.93 | 64 | \$42,706.00 | \$338,177.35 | \$194,089.93 |
| COMANCHE | 2 | 2 | - | \$34,921.66 | 6 | \$5,009.30 | \$23,883.59 | \$39,930.96 |
| CONCHO | 2 | 2 | - | \$0.00 | - | \$0.00 | \$25,759.43 | \$0.00 |
| COOKE | 49 | 45 | 7 | \$86,771.55 | 22 | \$11,133.00 | \$148,750.81 | \$97,904.55 |
| CORYELL | 68 | 38 | 14 | \$76,556.05 | 29 | \$28,642.65 | \$147,524.39 | \$105,198.70 |
| COTTLE | - | 2 | - | \$0.00 | - | \$0.00 | \$6,057.69 | \$0.00 |
| CRANE | 3 | 2 | - | \$0.00 | 1 | \$478.00 | \$26,214.34 | \$478.00 |
| CROCKETT | 1 | 1 | - | \$17,719.95 | - | \$0.00 | \$39,293.40 | \$17,719.95 |

| COUNTY | RECEIVED | APPROVED | DENIED | VICTIM AMOUNT | SAE RECEIVED | SAE PAYMENTS | CONTRIBUTED | TOTAL PAYMENTS |
|------------|----------|----------|--------|-----------------|--------------|--------------|----------------|-----------------|
| CROSBY | 5 | 4 | 1 | \$10,219.38 | - | \$0.00 | \$13,313.33 | \$10,219.38 |
| CULBERSON | - | - | - | \$0.00 | - | \$0.00 | \$39,268.92 | \$0.00 |
| DALLAM | 22 | 13 | 6 | \$34,475.86 | - | \$0.00 | \$45,727.47 | \$34,475.86 |
| DALLAS | 2,786 | 1,888 | 545 | \$9,694,954.11 | 531 | \$398,804.53 | \$5,440,543.38 | \$10,093,758.64 |
| DAWSON | 4 | 3 | 1 | \$211.33 | - | \$0.00 | \$34,740.12 | \$211.33 |
| DEAF SMITH | 9 | 10 | 1 | \$3,496.21 | 1 | \$483.00 | \$62,553.79 | \$3,979.21 |
| DELTA | 3 | 2 | - | \$1,198.95 | - | \$0.00 | \$29,885.21 | \$1,198.95 |
| DENTON | 419 | 317 | 72 | \$751,176.44 | 197 | \$102,418.00 | \$1,520,178.13 | \$853,594.44 |
| DEWITT | 8 | 5 | 2 | \$22,049.38 | 2 | \$1,293.00 | \$48,820.93 | \$23,342.38 |
| DICKENS | 1 | 1 | - | \$0.00 | - | \$0.00 | \$8,578.11 | \$0.00 |
| DIMITT | 7 | 6 | - | \$20,971.09 | - | \$0.00 | \$116,931.08 | \$20,971.09 |
| DONLEY | 5 | 3 | - | \$13,317.28 | - | \$0.00 | \$51,169.57 | \$13,317.28 |
| DUVAL | 16 | 9 | 4 | \$18,024.59 | 1 | \$1,000.00 | \$52,799.25 | \$19,024.59 |
| EASTLAND | 13 | 12 | 1 | \$66,669.62 | 4 | \$3,308.04 | \$76,561.29 | \$69,977.66 |
| ECTOR | 99 | 60 | 18 | \$481,587.35 | 38 | \$13,092.00 | \$517,058.18 | \$494,679.35 |
| EDWARDS | - | - | - | \$0.00 | - | \$0.00 | \$11,309.50 | \$0.00 |
| ELLIS | 114 | 85 | 17 | \$207,104.30 | 14 | \$11,522.18 | \$639,601.52 | \$218,626.48 |
| EL PASO | 1,334 | 1,004 | 272 | \$2,158,749.59 | 179 | \$177,926.00 | \$1,364,858.28 | \$2,336,675.59 |
| ERATH | 30 | 19 | 4 | \$43,036.41 | 19 | \$17,104.42 | \$56,815.57 | \$60,140.83 |
| FALLS | 9 | 6 | 2 | \$11,938.08 | 11 | \$6,843.00 | \$116,269.26 | \$18,781.08 |
| FANNIN | 14 | 9 | 3 | \$19,572.90 | 21 | \$14,359.75 | \$48,247.55 | \$33,932.65 |
| FAYETTE | 10 | 7 | 2 | \$10,670.60 | 6 | \$4,889.00 | \$110,600.62 | \$15,559.60 |
| FISHER | - | - | - | \$0.00 | - | \$0.00 | \$7,332.00 | \$0.00 |
| FLOYD | 2 | 3 | - | \$8,651.69 | - | \$0.00 | \$7,546.10 | \$8,651.69 |
| FOARD | 2 | 1 | - | \$0.00 | - | \$0.00 | \$1,059.38 | \$0.00 |
| FORT BEND | 332 | 247 | 49 | \$775,298.59 | 121 | \$80,005.75 | \$946,549.83 | \$855,304.34 |
| FRANKLIN | 13 | 7 | 2 | \$21,910.62 | 1 | \$1,883.00 | \$20,171.51 | \$23,793.62 |
| FREESTONE | 8 | 7 | 1 | \$6,710.45 | 3 | \$3,266.00 | \$68,696.44 | \$9,976.45 |
| FRIO | 13 | 6 | 3 | \$39,748.30 | - | \$0.00 | \$69,020.24 | \$39,748.30 |
| GAINES | 4 | 4 | - | \$39,247.98 | 2 | \$1,273.00 | \$50,037.92 | \$40,520.98 |
| GALVESTON | 383 | 259 | 62 | \$791,093.33 | 44 | \$30,590.99 | \$843,339.09 | \$821,684.32 |
| GARZA | 6 | 5 | - | \$0.00 | 3 | \$1,922.00 | \$46,579.27 | \$1,922.00 |
| GILLESPIE | 18 | 14 | 2 | \$54,903.68 | 2 | \$2,000.00 | \$57,302.81 | \$56,903.68 |
| GLASSCOCK | - | - | - | \$0.00 | - | \$0.00 | \$27,908.47 | \$0.00 |
| GOLIAD | 4 | 4 | - | \$29,809.47 | - | \$0.00 | \$13,828.97 | \$29,809.47 |
| GONZALES | 17 | 13 | 4 | \$55,700.05 | 14 | \$9,101.00 | \$96,504.52 | \$64,801.05 |
| GRAY | 30 | 23 | 2 | \$23,691.19 | 28 | \$18,579.75 | \$62,016.70 | \$42,270.94 |
| GRAYSON | 85 | 67 | 9 | \$242,229.80 | 69 | \$54,504.84 | \$335,153.41 | \$296,734.64 |
| GREGG | 102 | 78 | 21 | \$291,709.66 | 42 | \$27,213.00 | \$293,850.22 | \$318,922.66 |
| GRIMES | 9 | 9 | 1 | \$13,231.31 | 15 | \$11,204.00 | \$47,032.94 | \$24,435.31 |
| GUADALUPE | 113 | 79 | 20 | \$246,896.63 | 49 | \$34,652.95 | \$381,729.14 | \$281,549.58 |
| HALE | 17 | 11 | 1 | \$76,852.90 | 29 | \$22,154.00 | \$78,464.10 | \$99,006.90 |
| HALL | 1 | 2 | - | \$9,916.54 | - | \$0.00 | \$51,247.32 | \$9,916.54 |
| HAMILTON | 6 | 2 | - | \$1,906.97 | - | \$0.00 | \$69,662.31 | \$1,906.97 |
| HANSFORD | - | - | - | \$308.37 | - | \$0.00 | \$4,459.92 | \$308.37 |
| HARDEMAN | 3 | 2 | - | \$9,240.33 | - | \$0.00 | \$46,782.07 | \$9,240.33 |
| HARDIN | 121 | 84 | 15 | \$107,312.75 | 14 | \$11,376.00 | \$155,762.41 | \$118,688.75 |
| HARRIS | 4,499 | 2,999 | 910 | \$18,466,238.14 | 456 | \$247,325.93 | \$6,786,350.28 | \$18,713,564.07 |
| HARRISON | 40 | 31 | 5 | \$69,995.53 | 13 | \$7,251.00 | \$215,200.51 | \$77,246.53 |
| HARTLEY | 1 | - | 1 | \$7,858.46 | - | \$0.00 | \$34,182.70 | \$7,858.46 |
| HASKELL | 3 | 2 | - | \$0.00 | - | \$0.00 | \$11,369.04 | \$0.00 |
| HAYS | 149 | 125 | 20 | \$400,143.04 | 43 | \$34,109.40 | \$360,671.84 | \$434,252.44 |
| HEMPHILL | 1 | 1 | - | \$184.28 | - | \$0.00 | \$11,599.33 | \$184.28 |

| COUNTY | RECEIVED | APPROVED | DENIED | VICTIM AMOUNT | SAE RECEIVED | SAE PAYMENTS | CONTRIBUTED | TOTAL PAYMENTS |
|------------|----------|----------|--------|----------------|--------------|--------------|----------------|----------------|
| HENDERSON | 29 | 25 | 4 | \$51,566.40 | 5 | \$4,177.00 | \$211,318.91 | \$55,743.40 |
| HIDALGO | 973 | 659 | 215 | \$1,241,197.18 | 328 | \$224,553.00 | \$1,706,678.82 | \$1,465,750.18 |
| HILL | 24 | 14 | 3 | \$25,787.03 | 8 | \$7,398.00 | \$209,880.90 | \$33,185.03 |
| HOCKLEY | 9 | 6 | 2 | \$3,077.92 | 6 | \$5,597.00 | \$39,792.51 | \$8,674.92 |
| HOOD | 38 | 25 | 7 | \$41,733.96 | 31 | \$24,249.85 | \$85,751.36 | \$65,983.81 |
| HOPKINS | 20 | 15 | 2 | \$106,722.18 | 6 | \$5,581.96 | \$138,838.93 | \$112,304.14 |
| HOUSTON | 40 | 25 | 8 | \$98,131.65 | 10 | \$6,568.00 | \$38,684.98 | \$104,699.65 |
| HOWARD | 26 | 19 | 5 | \$53,849.89 | 10 | \$6,130.00 | \$64,447.49 | \$59,979.89 |
| HUDSPETH | 3 | 1 | 2 | \$3,309.09 | - | \$0.00 | \$42,031.44 | \$3,309.09 |
| HUNT | 56 | 40 | 9 | \$109,590.98 | 26 | \$20,276.24 | \$180,098.46 | \$129,867.22 |
| HUTCHINSON | 13 | 11 | 2 | \$27,300.77 | 17 | \$11,696.90 | \$32,301.45 | \$38,997.67 |
| IRION | - | - | - | \$0.00 | - | \$0.00 | \$15,444.96 | \$0.00 |
| JACK | 5 | 5 | - | \$53,479.95 | - | \$0.00 | \$18,368.00 | \$53,479.95 |
| JACKSON | 9 | 4 | 2 | \$0.00 | 8 | \$3,806.00 | \$45,546.12 | \$3,806.00 |
| JASPER | 21 | 14 | 1 | \$125,177.98 | 19 | \$13,610.00 | \$93,736.74 | \$138,787.98 |
| JEFF DAVIS | 3 | 2 | 1 | \$11,945.46 | - | \$0.00 | \$8,426.32 | \$11,945.46 |
| JEFFERSON | 283 | 225 | 51 | \$1,210,977.40 | 174 | \$129,528.00 | \$587,555.60 | \$1,340,505.40 |
| JIM HOGG | 4 | 3 | - | \$0.00 | 4 | \$2,000.00 | \$9,917.95 | \$2,000.00 |
| JIM WELLS | 33 | 26 | 2 | \$76,506.51 | - | \$0.00 | \$100,245.75 | \$76,506.51 |
| JOHNSON | 91 | 61 | 15 | \$187,138.86 | 87 | \$64,875.41 | \$475,885.85 | \$252,014.27 |
| JONES | 2 | 1 | - | \$0.00 | 4 | \$3,014.04 | \$37,912.96 | \$3,014.04 |
| KARNES | 5 | 1 | 2 | \$22,578.97 | 2 | \$1,766.00 | \$63,072.06 | \$24,344.97 |
| KAUFMAN | 108 | 81 | 8 | \$129,859.34 | 33 | \$21,832.19 | \$310,345.87 | \$151,691.53 |
| KENDALL | 13 | 7 | 3 | \$22,666.48 | 6 | \$3,987.00 | \$88,519.94 | \$26,653.48 |
| KENEDY | - | - | - | \$0.00 | - | \$0.00 | \$32,525.65 | \$0.00 |
| KENT | - | - | - | \$0.00 | - | \$0.00 | \$822.68 | \$0.00 |
| KERR | 38 | 37 | 4 | \$20,126.38 | 2 | \$1,508.00 | \$102,548.09 | \$21,634.38 |
| KIMBLE | 1 | 1 | - | \$0.00 | - | \$0.00 | \$77,911.22 | \$0.00 |
| KING | - | - | - | \$0.00 | - | \$0.00 | \$2,296.60 | \$0.00 |
| KINNEY | 1 | 1 | - | \$2,500.00 | - | \$0.00 | \$30,065.14 | \$2,500.00 |
| KLEBERG | 23 | 14 | 2 | \$24,642.13 | 12 | \$8,817.00 | \$157,296.28 | \$33,459.13 |
| KNOX | - | - | - | \$0.00 | 2 | \$1,036.00 | \$8,470.84 | \$1,036.00 |
| LA SALLE | 5 | 3 | 1 | \$0.00 | - | \$0.00 | \$75,468.45 | \$0.00 |
| LAMAR | 48 | 40 | 6 | \$59,931.79 | 29 | \$24,539.00 | \$68,829.60 | \$84,470.79 |
| LAMB | 6 | 4 | - | \$40,471.38 | 1 | \$783.00 | \$25,542.67 | \$41,254.38 |
| LAMPASAS | 13 | 8 | 2 | \$12,460.78 | 12 | \$10,025.60 | \$81,979.48 | \$22,486.38 |
| LAVACA | 10 | 8 | - | \$7,932.55 | 13 | \$9,386.00 | \$28,299.98 | \$17,318.55 |
| LEE | 7 | 7 | - | \$3,077.52 | 12 | \$6,406.00 | \$120,163.49 | \$9,483.52 |
| LEON | 9 | 7 | - | \$12,847.75 | - | \$0.00 | \$62,828.81 | \$12,847.75 |
| LIBERTY | 37 | 28 | 7 | \$231,413.56 | 46 | \$30,232.00 | \$194,203.53 | \$261,645.56 |
| LIMESTONE | 32 | 23 | 7 | \$59,634.56 | 13 | \$10,990.00 | \$46,174.78 | \$70,624.56 |
| LIPSCOMB | 1 | - | - | \$0.00 | - | \$0.00 | \$3,560.86 | \$0.00 |
| LIVE OAK | 17 | 10 | 2 | \$2,079.27 | 3 | \$2,950.00 | \$146,580.79 | \$5,029.27 |
| LLANO | 8 | 7 | 1 | \$28,709.58 | 1 | \$789.00 | \$33,833.97 | \$29,498.58 |
| LOVING | - | - | - | \$0.00 | - | \$0.00 | \$21,102.33 | \$0.00 |
| LUBBOCK | 186 | 134 | 49 | \$892,105.72 | 265 | \$225,542.00 | \$536,484.53 | \$1,117,647.72 |
| LYNN | 4 | 4 | - | \$14,459.94 | - | \$0.00 | \$17,221.78 | \$14,459.94 |
| MADISON | 5 | 3 | 1 | \$25,122.63 | 5 | \$3,519.00 | \$64,088.38 | \$28,641.63 |
| MARION | 4 | 6 | - | \$5,551.51 | 2 | \$1,704.00 | \$19,683.14 | \$7,255.51 |
| MARTIN | 3 | 3 | - | \$0.00 | 3 | \$0.00 | \$22,655.56 | \$0.00 |
| MASON | 1 | 1 | - | \$2,267.97 | - | \$0.00 | \$25,176.43 | \$2,267.97 |
| MATAGORDA | 54 | 37 | 19 | \$166,066.47 | 30 | \$15,937.00 | \$62,879.71 | \$182,003.47 |
| MAVERICK | 31 | 11 | 4 | \$65,005.05 | 2 | \$1,883.00 | \$81,708.66 | \$66,888.05 |

| COUNTY | RECEIVED | APPROVED | DENIED | VICTIM AMOUNT | SAE RECEIVED | SAE PAYMENTS | CONTRIBUTED | TOTAL PAYMENTS |
|---------------|----------|----------|--------|----------------|--------------|--------------|--------------|----------------|
| MCCULLOCH | 4 | 5 | - | \$3,509.05 | 2 | \$949.00 | \$38,030.52 | \$4,458.05 |
| MCLENNAN | 244 | 178 | 57 | \$390,672.76 | 171 | \$136,184.00 | \$564,363.10 | \$526,856.76 |
| MCMULLEN | - | - | - | \$1,037.35 | - | \$0.00 | \$63,400.01 | \$1,037.35 |
| MEDINA | 41 | 22 | 9 | \$25,201.05 | 16 | \$13,371.00 | \$133,807.53 | \$38,572.05 |
| MENARD | 1 | 1 | - | \$0.00 | - | \$0.00 | \$58,427.20 | \$0.00 |
| MIDLAND | 124 | 104 | 15 | \$265,493.00 | 72 | \$44,328.00 | \$499,586.93 | \$309,821.00 |
| MILAM | 26 | 15 | 6 | \$23,796.72 | 6 | \$5,547.00 | \$127,720.66 | \$29,343.72 |
| MILLS | 2 | 2 | 1 | \$415.00 | 1 | \$483.00 | \$12,006.33 | \$898.00 |
| MITCHELL | 5 | 3 | - | \$4,096.67 | 4 | \$3,286.04 | \$26,722.02 | \$7,382.71 |
| MONTAGUE | 3 | 2 | 1 | \$1,017.35 | - | \$0.00 | \$34,769.76 | \$1,017.35 |
| MONTGOMERY | 303 | 211 | 46 | \$638,159.03 | 193 | \$127,965.50 | \$982,119.07 | \$766,124.53 |
| MOORE | 11 | 7 | 1 | \$39,845.92 | 3 | \$1,824.00 | \$60,320.50 | \$41,669.92 |
| MORRIS | 5 | 3 | - | \$0.00 | 5 | \$2,845.54 | \$17,974.07 | \$2,845.54 |
| MOTLEY | - | - | - | \$0.00 | - | \$0.00 | \$2,518.83 | \$0.00 |
| NACOGDOCHES | 43 | 39 | 3 | \$136,581.23 | 48 | \$32,346.00 | \$141,024.56 | \$168,927.23 |
| NAVARRO | 55 | 45 | 6 | \$90,086.08 | 9 | \$7,788.00 | \$183,754.57 | \$97,874.08 |
| NEWTON | 10 | 6 | 4 | \$15,306.20 | 11 | \$8,132.00 | \$14,866.45 | \$23,438.20 |
| NOLAN | 6 | 5 | 1 | \$6,389.37 | - | \$0.00 | \$60,614.23 | \$6,389.37 |
| NUECES | 573 | 435 | 129 | \$1,089,322.26 | 303 | \$269,362.00 | \$677,042.38 | \$1,358,684.26 |
| OCHILTREE | 3 | 2 | 1 | \$50,000.00 | - | \$0.00 | \$20,676.65 | \$50,000.00 |
| OLDHAM | 1 | 1 | - | \$1,299.00 | - | \$0.00 | \$33,478.49 | \$1,299.00 |
| ORANGE | 34 | 19 | 12 | \$208,677.20 | 45 | \$33,753.00 | \$219,574.61 | \$242,430.20 |
| PALO PINTO | 15 | 11 | 3 | \$57,732.71 | 4 | \$5,169.24 | \$77,306.66 | \$62,901.95 |
| PANOLA | 11 | 6 | 3 | \$33,529.97 | 3 | \$2,139.00 | \$61,488.30 | \$35,668.97 |
| PARKER | 54 | 43 | 9 | \$137,858.28 | 32 | \$23,804.37 | \$331,925.47 | \$161,662.65 |
| PARMER | 5 | 7 | 1 | \$1,383.00 | - | \$0.00 | \$30,863.35 | \$1,383.00 |
| PECOS | 19 | 16 | 4 | \$36,353.39 | - | \$0.00 | \$44,309.04 | \$36,353.39 |
| POLK | 35 | 28 | 7 | \$70,888.00 | 25 | \$15,099.00 | \$182,572.37 | \$85,987.00 |
| POTTER | 455 | 349 | 88 | \$809,553.29 | 135 | \$91,694.75 | \$533,310.35 | \$901,248.04 |
| PRESIDIO | 1 | 2 | - | \$10,880.05 | - | \$0.00 | \$62,466.94 | \$10,880.05 |
| RAINS | 8 | 4 | 3 | \$3,528.24 | 5 | \$2,980.00 | \$25,346.99 | \$6,508.24 |
| RANDALL | 217 | 162 | 40 | \$349,972.51 | 102 | \$70,401.00 | \$118,429.63 | \$420,373.51 |
| REAGAN | 5 | 3 | - | \$33,862.42 | - | \$0.00 | \$41,654.63 | \$33,862.42 |
| REAL | 2 | 1 | 1 | \$25.00 | 1 | \$483.00 | \$10,305.33 | \$508.00 |
| RED RIVER | 6 | 2 | 2 | \$7,942.47 | 2 | \$1,939.00 | \$18,351.15 | \$9,881.47 |
| REEVES | 6 | 2 | - | \$30,560.88 | - | \$0.00 | \$107,437.48 | \$30,560.88 |
| REFUGIO | 1 | 1 | - | \$2,134.44 | - | \$0.00 | \$136,436.99 | \$2,134.44 |
| ROBERTS | - | - | - | \$0.00 | - | \$0.00 | \$8,563.14 | \$0.00 |
| ROBERTSON | 18 | 13 | 3 | \$41,959.84 | 6 | \$5,553.00 | \$121,710.88 | \$47,512.84 |
| ROCKWALL | 26 | 23 | 3 | \$17,340.93 | 34 | \$21,610.00 | \$199,557.19 | \$38,950.93 |
| RUNNELS | 7 | 7 | - | \$19,503.48 | - | \$0.00 | \$30,474.40 | \$19,503.48 |
| RUSK | 25 | 22 | 4 | \$89,660.35 | 21 | \$13,160.00 | \$103,547.05 | \$102,820.35 |
| SABINE | 5 | 5 | - | \$18,351.02 | 9 | \$5,273.00 | \$13,832.38 | \$23,624.02 |
| SAN AUGUSTINE | 2 | 1 | - | \$15,304.90 | - | \$0.00 | \$14,426.29 | \$15,304.90 |
| SAN JACINTO | 11 | 6 | 3 | \$99,114.37 | 3 | \$1,374.00 | \$36,585.61 | \$100,488.37 |
| SAN PATRICIO | 89 | 58 | 8 | \$91,368.92 | 20 | \$17,880.00 | \$202,059.96 | \$109,248.92 |
| SAN SABA | 4 | 3 | - | \$122.51 | - | \$0.00 | \$15,236.20 | \$122.51 |
| SCHLEICHER | - | - | - | \$0.00 | - | \$0.00 | \$14,509.51 | \$0.00 |
| SCURRY | 7 | 4 | 3 | \$1,575.00 | 9 | \$6,198.00 | \$53,621.24 | \$7,773.00 |
| SHACKELFORD | - | - | - | \$0.00 | - | \$0.00 | \$14,503.77 | \$0.00 |
| SHELBY | 9 | 4 | 3 | \$30,541.01 | 16 | \$9,307.00 | \$67,327.48 | \$39,848.01 |
| SHERMAN | - | - | - | \$0.00 | - | \$0.00 | \$16,945.58 | \$0.00 |
| SMITH | 102 | 81 | 21 | \$276,819.71 | 88 | \$62,679.10 | \$596,077.87 | \$339,498.81 |

| COUNTY | RECEIVED | APPROVED | DENIED | VICTIM AMOUNT | SAE RECEIVED | SAE PAYMENTS | CONTRIBUTED | TOTAL PAYMENTS |
|---------------|---------------|---------------|--------------|------------------------|--------------|-----------------------|------------------------|------------------------|
| SOMERVELL | 1 | 1 | - | \$0.00 | - | \$0.00 | \$30,544.24 | \$0.00 |
| STARR | 55 | 33 | 14 | \$55,174.84 | 24 | \$16,697.50 | \$97,762.63 | \$71,872.34 |
| STEPHENS | 1 | 1 | - | \$4,069.09 | 3 | \$2,415.87 | \$9,741.07 | \$6,484.96 |
| STERLING | - | - | - | \$0.00 | - | \$0.00 | \$41,113.63 | \$0.00 |
| STONEWALL | - | - | - | \$0.00 | - | \$0.00 | \$1,346.92 | \$0.00 |
| SUTTON | 6 | 6 | - | \$3,350.97 | - | \$0.00 | \$138,273.39 | \$3,350.97 |
| SWISHER | 1 | 2 | - | \$10,776.43 | 5 | \$2,930.00 | \$19,246.37 | \$13,706.43 |
| TARRANT | 1,917 | 1,363 | 381 | \$4,342,517.62 | 669 | \$450,666.29 | \$3,793,416.20 | \$4,793,183.91 |
| TAYLOR | 98 | 65 | 29 | \$395,504.52 | 142 | \$118,580.98 | \$240,166.60 | \$514,085.50 |
| TERRELL | - | - | - | \$0.00 | - | \$0.00 | \$4,738.03 | \$0.00 |
| TERRY | 8 | 7 | 1 | \$18,772.86 | 5 | \$4,342.00 | \$25,935.48 | \$23,114.86 |
| THROCKMORTON | 1 | 2 | - | \$330.81 | - | \$0.00 | \$3,074.35 | \$330.81 |
| TITUS | 31 | 23 | 7 | \$54,061.18 | 5 | \$4,650.00 | \$98,638.74 | \$58,711.18 |
| TOM GREEN | 103 | 74 | 11 | \$190,342.75 | 38 | \$16,035.96 | \$412,530.64 | \$206,378.71 |
| TRAVIS | 1,413 | 1,072 | 222 | \$2,464,726.95 | 910 | \$700,846.66 | \$1,587,303.44 | \$3,165,573.61 |
| TRINITY | 6 | 2 | 1 | \$9,212.83 | 7 | \$4,155.00 | \$21,588.40 | \$13,367.83 |
| TYLER | 17 | 11 | 3 | \$99,934.82 | 3 | \$1,729.00 | \$33,164.79 | \$101,663.82 |
| UPSHUR | 10 | 6 | - | \$44,121.56 | 12 | \$7,540.00 | \$72,944.93 | \$51,661.56 |
| UPTON | 1 | 1 | - | \$100.00 | - | \$0.00 | \$14,345.29 | \$100.00 |
| UVALDE | 19 | 11 | 4 | \$29,858.07 | 2 | \$1,566.00 | \$86,694.79 | \$31,424.07 |
| VAL VERDE | 13 | 10 | 4 | \$61,127.22 | 4 | \$2,599.00 | \$63,251.23 | \$63,726.22 |
| VAN ZANDT | 24 | 15 | 4 | \$93,506.48 | 4 | \$3,164.00 | \$103,720.78 | \$96,670.48 |
| VICTORIA | 92 | 61 | 13 | \$170,409.52 | 27 | \$14,767.00 | \$150,432.59 | \$185,176.52 |
| WALKER | 47 | 27 | 16 | \$156,839.23 | 15 | \$8,343.00 | \$185,262.60 | \$165,182.23 |
| WALLER | 31 | 22 | 8 | \$172,693.31 | 3 | \$1,897.00 | \$228,852.20 | \$174,590.31 |
| WARD | 10 | 8 | 2 | \$40,167.56 | 3 | \$1,895.00 | \$98,333.47 | \$42,062.56 |
| WASHINGTON | 13 | 10 | - | \$42,315.44 | 7 | \$4,720.00 | \$104,043.09 | \$47,035.44 |
| WEBB | 196 | 144 | 45 | \$637,115.69 | 33 | \$14,189.00 | \$670,141.36 | \$651,304.69 |
| WHARTON | 30 | 23 | 4 | \$89,050.90 | 12 | \$6,173.43 | \$113,449.55 | \$95,224.33 |
| WHEELER | 3 | 2 | 1 | \$21,670.36 | - | \$0.00 | \$26,287.58 | \$21,670.36 |
| WICHITA | 38 | 25 | 14 | \$202,955.50 | 48 | \$31,723.90 | \$321,779.04 | \$234,679.40 |
| WILBARGER | 5 | 3 | - | \$276.53 | 9 | \$6,323.50 | \$36,189.95 | \$6,600.03 |
| WILLACY | 9 | 4 | 3 | \$29,955.81 | 13 | \$8,461.00 | \$35,953.69 | \$38,416.81 |
| WILLIAMSON | 259 | 203 | 40 | \$291,605.60 | 257 | \$203,396.40 | \$621,488.45 | \$495,002.00 |
| WILSON | 17 | 12 | 4 | \$146,882.10 | 30 | \$17,445.00 | \$103,437.30 | \$164,327.10 |
| WINKLER | 5 | 2 | 2 | \$37,709.51 | - | \$0.00 | \$55,116.16 | \$37,709.51 |
| WISE | 50 | 32 | 9 | \$50,094.65 | 21 | \$11,650.90 | \$247,515.50 | \$61,745.55 |
| WOOD | 22 | 19 | 2 | \$55,049.48 | 12 | \$10,144.00 | \$100,673.78 | \$65,193.48 |
| YOAKUM | 1 | 1 | - | \$50,070.00 | 1 | \$0.00 | \$18,905.36 | \$50,070.00 |
| YOUNG | 6 | 6 | - | \$4,737.78 | 1 | \$953.90 | \$50,200.41 | \$5,691.68 |
| ZAPATA | 7 | 5 | - | \$9,243.78 | - | \$0.00 | \$21,465.71 | \$9,243.78 |
| ZAVALA | 8 | 4 | 1 | \$5,531.00 | - | \$0.00 | \$111,272.31 | \$5,531.00 |
| NO COUNTY | 242 | 5 | - | \$46,192.60 | 150 | \$72,809.45 | \$0.00 | \$119,002.05 |
| OUT OF STATE | 146 | 19 | 119 | \$165,398.96 | - | \$0.00 | \$0.00 | \$165,398.96 |
| TOTALS | 25,363 | 17,585 | 4,927 | \$65,586,072.43 | 9,066 | \$6,629,673.72 | \$57,709,632.58 | \$72,215,746.15 |

Grants Overview

In cooperation with the Texas Legislature, the Office of the Attorney General (OAG) provides vital support to crime victims throughout the state by awarding grants to hundreds of local and statewide victim assistance programs. Working in partnership with law enforcement agencies, prosecutors' offices, state agencies and local and statewide nonprofit organizations, the OAG continues to focus on minimizing the physical and emotional trauma experienced by children and adults who are victims of crime. Through these grant awards, the OAG demonstrates a commitment to cultivating an environment where the needs of crime victims are expediently identified and effectively met in communities of varying size.

The Texas Code of Criminal Procedure, Article 56.541, authorizes the OAG to use monies appropriated from the Compensation to Victims of Crime Fund for grants supporting victim-related services or assistance. The OAG administers the following seven victim assistance grant programs as authorized by the Legislature:

- Other Victim Assistance Grants (OVAG)
- Victim Coordinator and Liaison Grants (VCLG)
- Sexual Assault Prevention and Crisis Services Program (SAPCS)
- Statewide Automated Victim Notification System (SAVNS)
- Domestic Violence High Risk Teams Grants Program (DVHRT)
- Crime Victim Civil Legal Services Grants (CVCLS)
- Sexual Assault Services Program Grant (SASPG)

In Fiscal Year (FY) 2019, the OAG awarded \$29,847,434.82 to organizations that provide essential victim services in the state of Texas. In addition, the OAG utilized a total of \$2,401,632.00 (7.27% percent) in administrative costs for the oversight and administration of funds appropriated in the Victims Assistance Strategy. These direct and indirect administrative costs include salaries, travel and operating expenses.

Audit & Oversight Activities

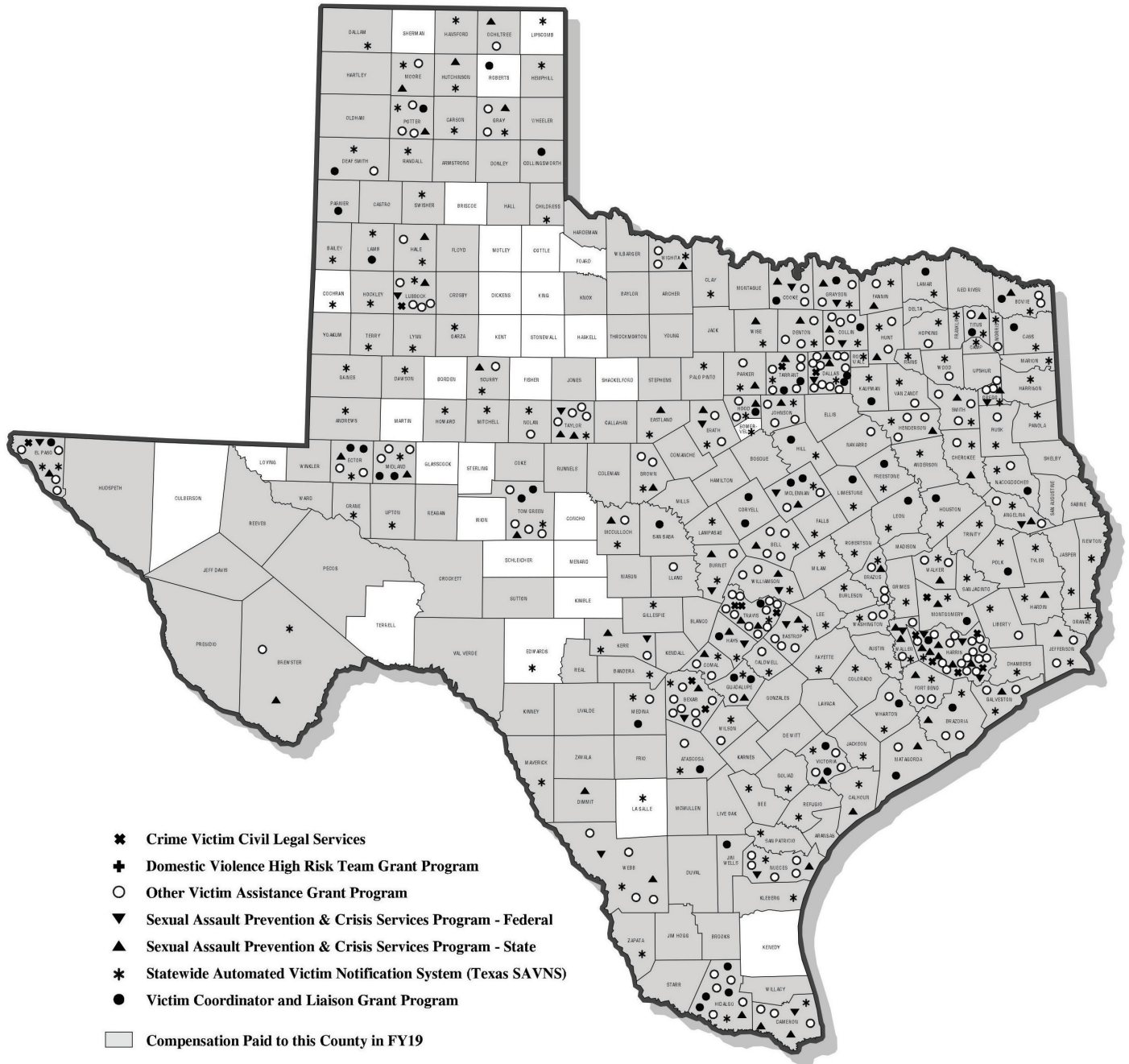
All programs are carefully monitored to ensure the effective use of dollars awarded to the local and statewide programs. The OAG performs one or more monitoring procedures for all grantees in order to achieve 100 percent audit and oversight compliance. These procedures include: monitoring monthly invoices, financial status reports, annual or single audits, quarterly performance reports, and other equally stringent monitoring and oversight activities as prescribed in the contracts with those entities. Additionally, the OAG conducts desk reviews, on-site monitoring visits and provides technical assistance via telephone, email and in person.

| Program Name | Dollars Awarded | Number of Grants Awarded |
|---------------|------------------------|--------------------------|
| OVAG** | \$10,277,000.00 | 203 |
| VCLG** | \$2,368,850.00 | 56 |
| SAPCS | \$10,813,373.00 | 130 |
| SAVNS | \$2,463,211.82 | 150 |
| DVHRT* | \$300,000.00 | 7 |
| CVCLS* | \$2,500,000.00 | 17 |
| SASPG | \$1,125,000.00 | 1 |
| Total | \$29,847,434.82 | 539 |

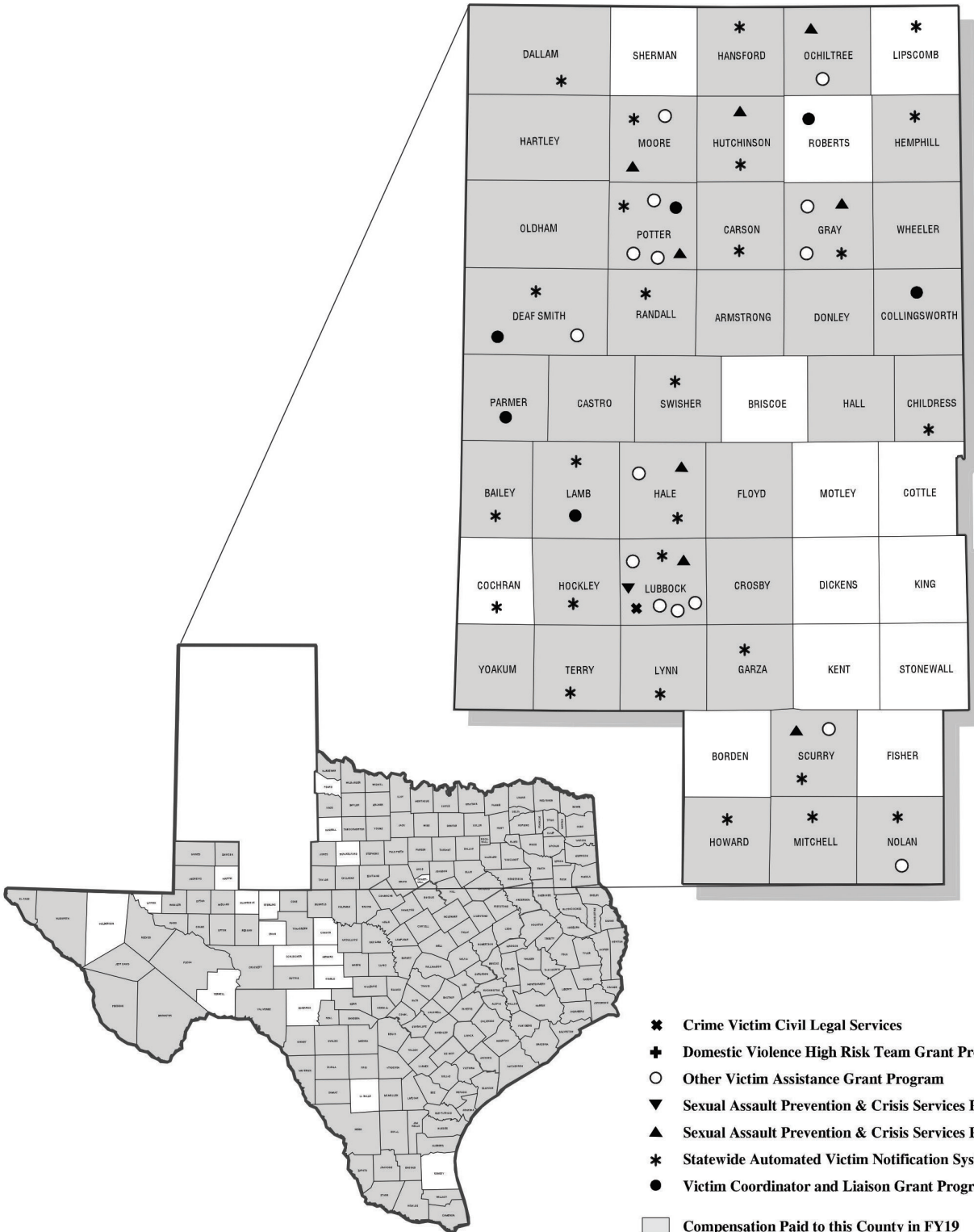
* Includes awards made to sub-recipients through contracted agencies.

** Additional funding awarded in August 2019 to be used for providing services to primary, secondary, and tertiary victims of the mass shooting which occurred in El Paso, Texas on August 3, 2019.

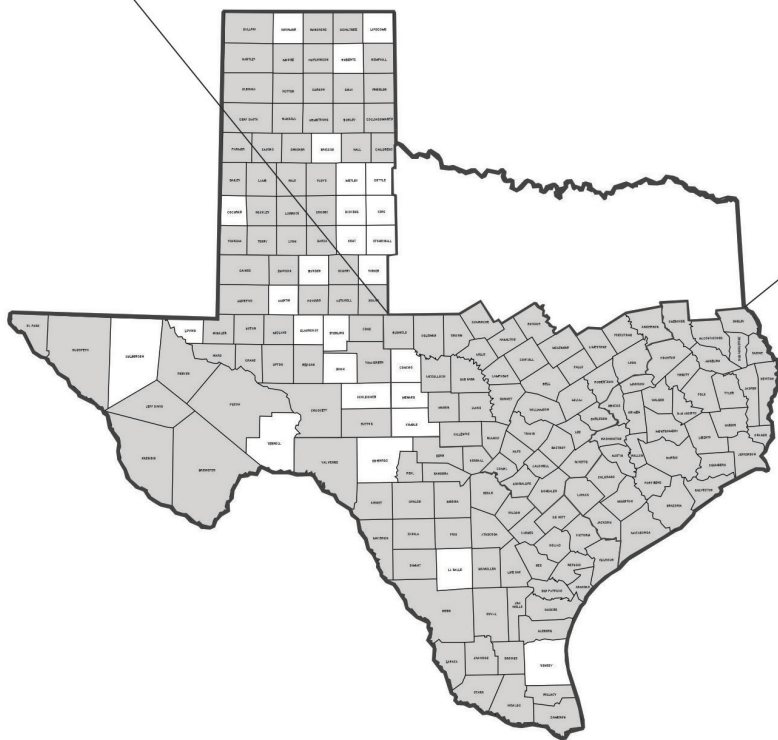
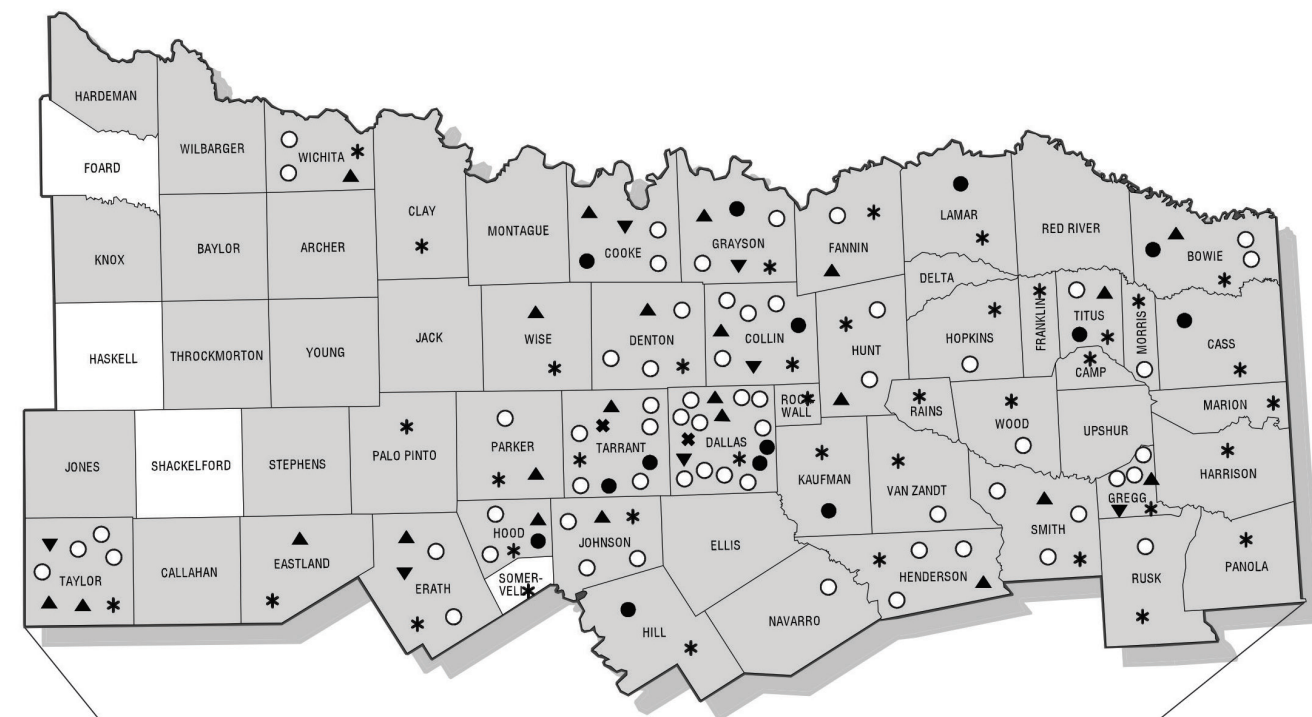
Grants & Contracts Funding & Compensation by County



North West Texas

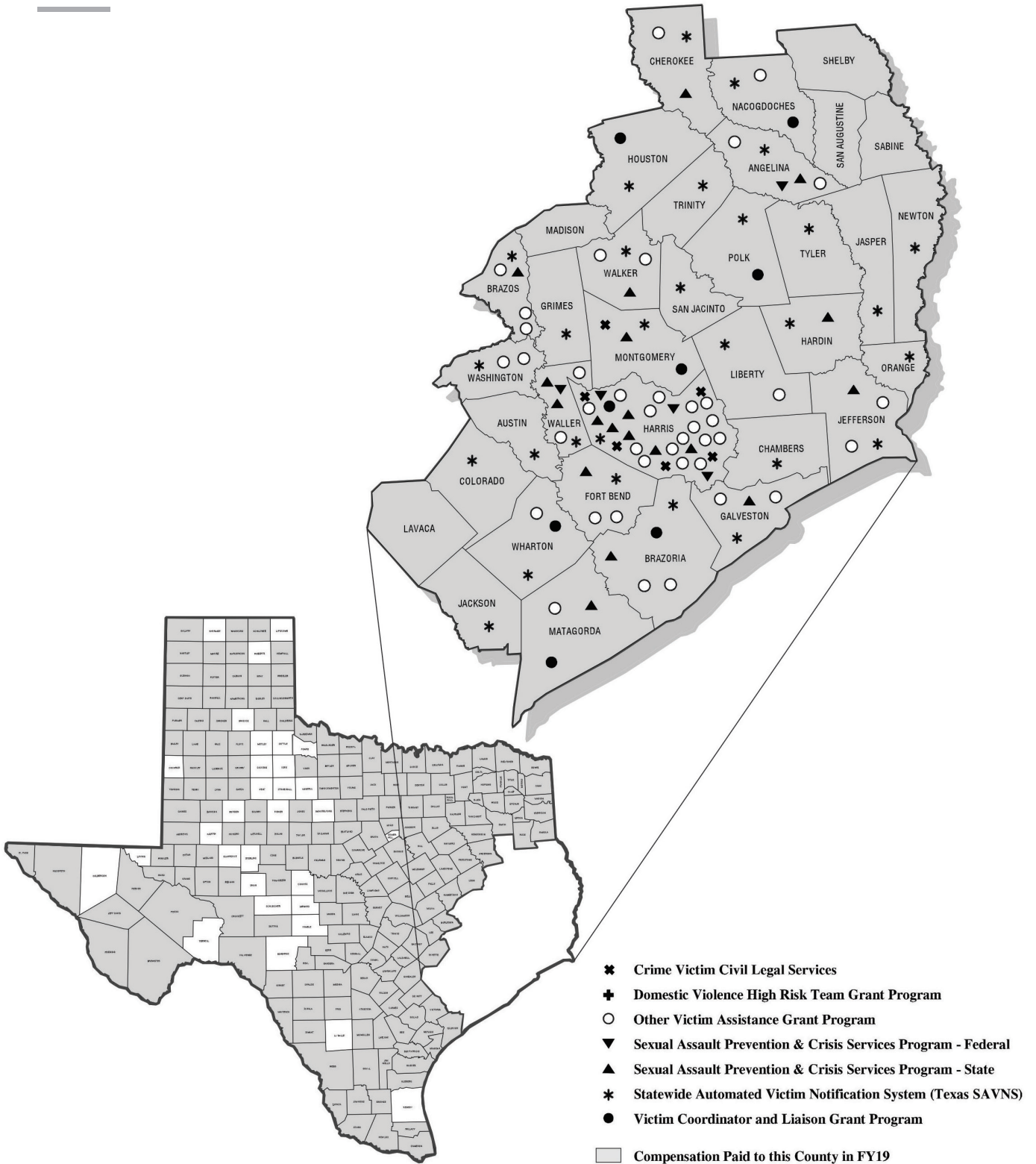


North East Texas

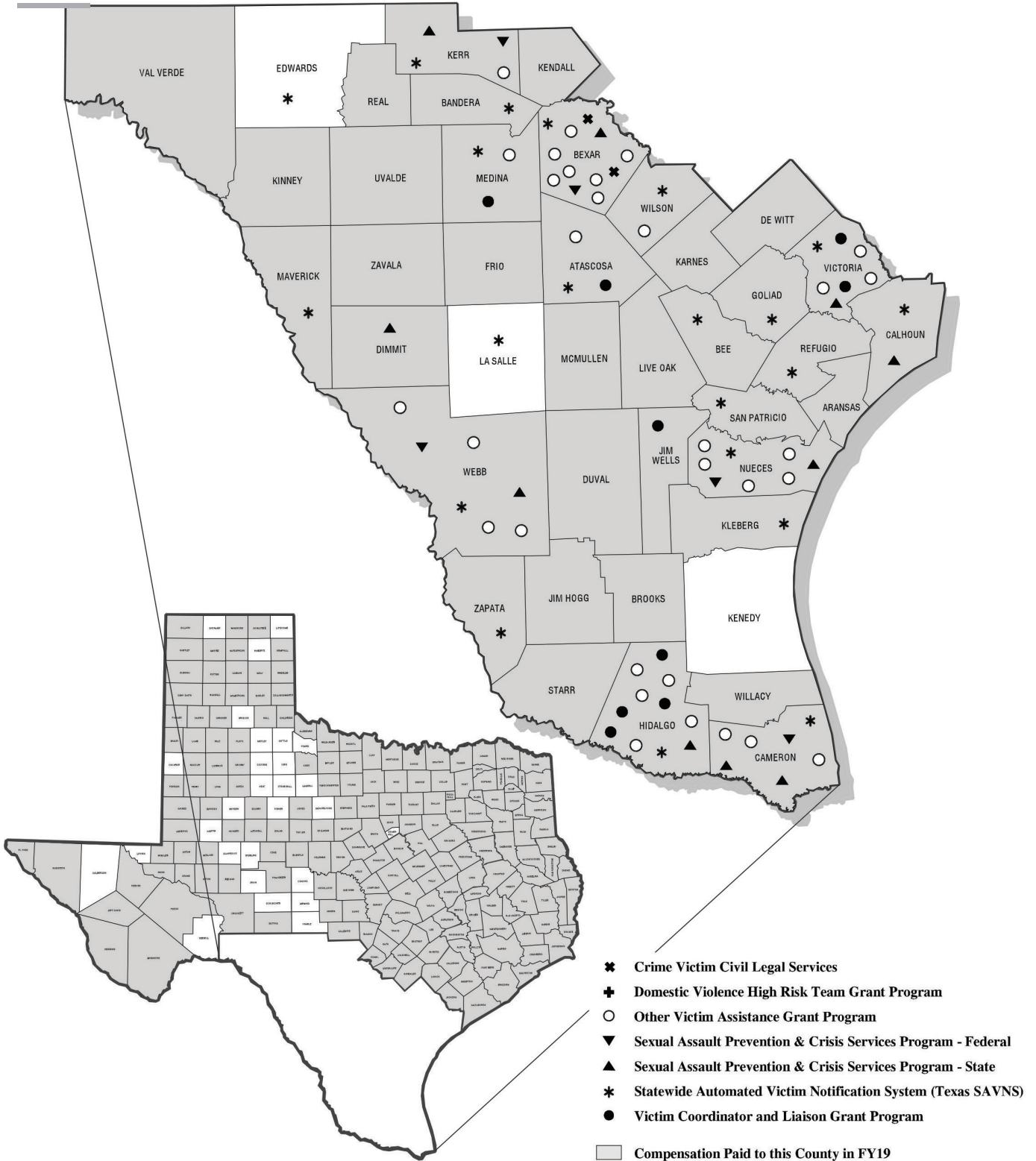


- ✖ Crime Victim Civil Legal Services
- ⊕ Domestic Violence High Risk Team Grant Program
- Other Victim Assistance Grant Program
- ▼ Sexual Assault Prevention & Crisis Services Program - Federal
- ▲ Sexual Assault Prevention & Crisis Services Program - State
- * Statewide Automated Victim Notification System (Texas SAVNS)
- Victim Coordinator and Liaison Grant Program
- Compensation Paid to this County in FY19

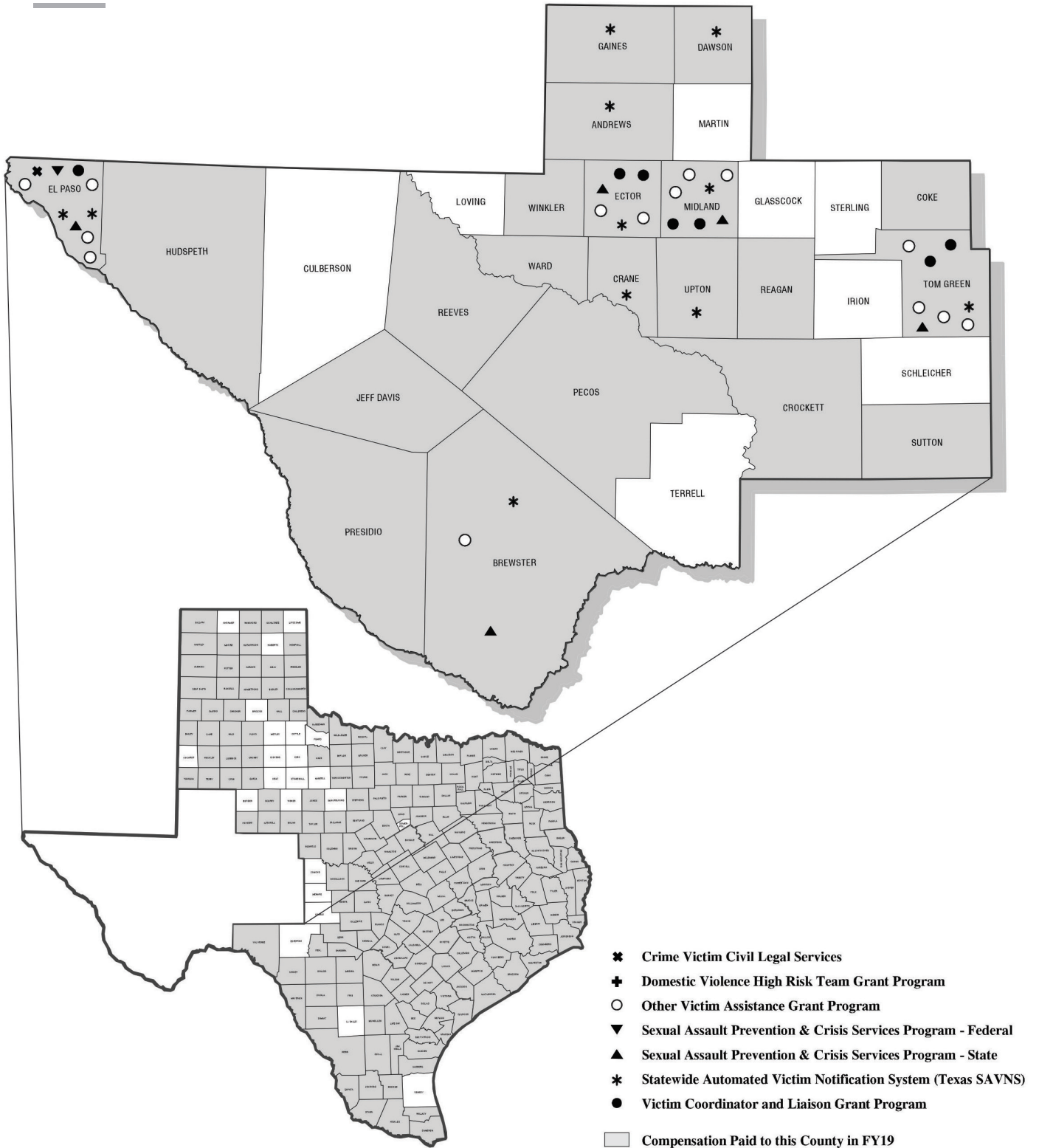
South East Texas



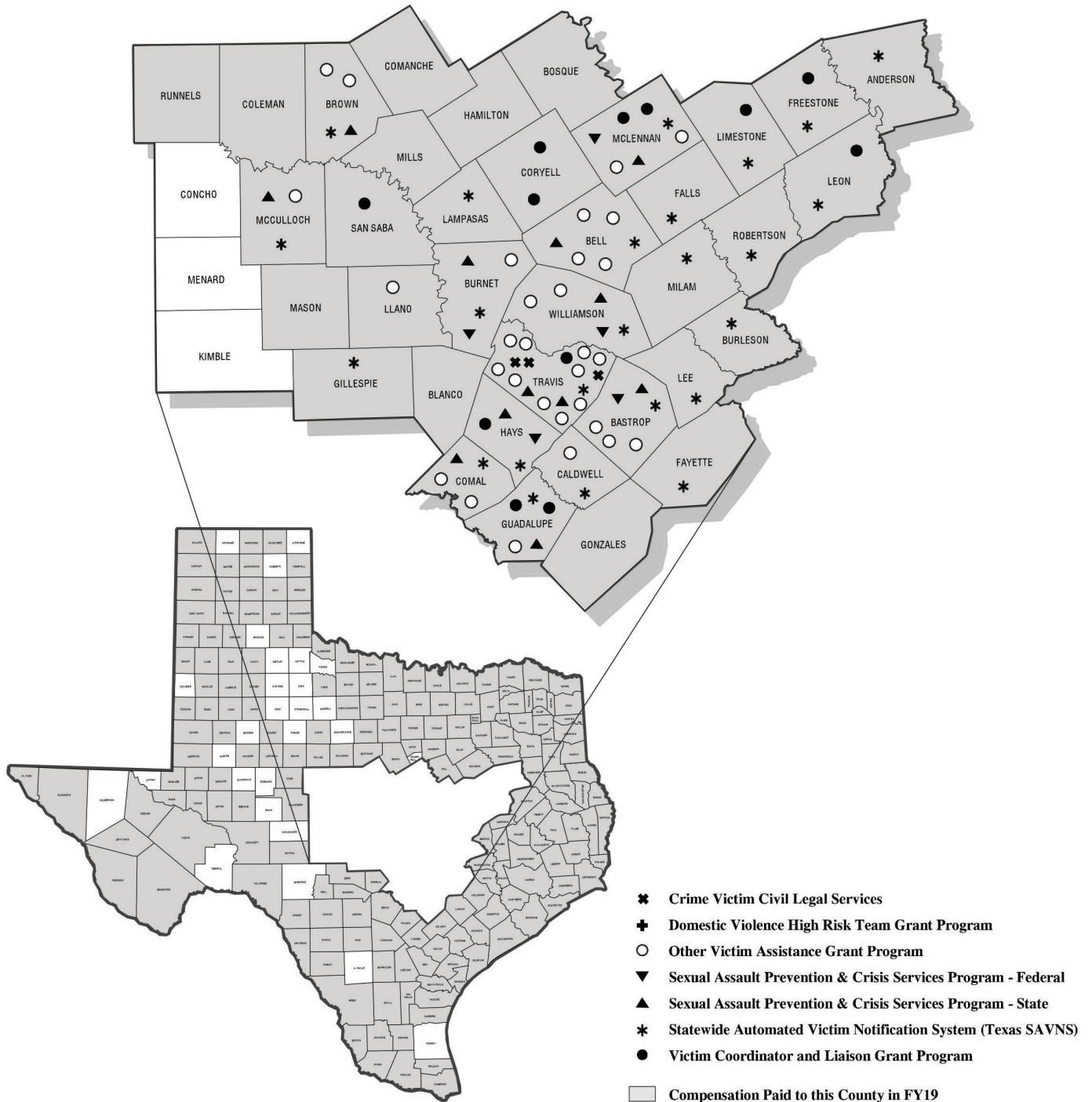
South Texas



West Texas



Central Texas



Other Victim Assistance Grants

OVAG

Purpose

The Other Victim Assistance Grants (OVAG) program supports services that address the unmet needs of victims of crime.

Guidelines For Selection

The OVAG program rules and regulations are set forth in the Texas Administrative Code, Title 1, Part 3, Chapter 60. The OAG awards OVAG funds through a competitive application process. Eligible applicants must be a governmental entity or maintain legal status as a 501(c)(3) nonprofit organization. To be considered for funding, applicants must demonstrate within their grant applications an ability and willingness to effectively provide victim-related services which include:

- Providing direct victim services;
- Providing outreach or community education;
- Connecting crime victims to services to aid in their recovery;
- Training professionals and volunteers to improve their services to victims; or
- Providing other administrative functions related to victim services.

FY 2019 was the second year of a two-year grant application cycle. Applications were carefully evaluated and scored by a team of OAG evaluators. Scoring results were based on information and documentation provided by the applicants, including a description of project activities, project objectives and outcomes, and proposed project budgets.

Awards

For FY 2019, the OAG awarded 203* OVAG grants totaling \$10,277,000.** These grants were awarded to a variety of nonprofit organizations and government entities committed to providing crime victim services throughout Texas.

Summary Of Reports & Effectiveness

OVAG funded programs served 265,222 victims of crime during FY 2019. Of these victims, 58,699 received crisis intervention, 50,795 received individual counseling, 17,309 received legal assistance and 104,185 received follow-up services. Additionally, 51,355 victims received assistance with applying for Crime Victims' Compensation, and 195,763 victims received information about victim rights and available community resources.

*Includes one grant awarded with partial OVAG and Victim Coordinator and Liaison Grant (VCLG) funding and three VCLG purpose area grants awarded with OVAG funding (specific funding amount is indicated in the county listing)

** Additional funding awarded in August 2019 to be used for providing services to primary, secondary, and tertiary victims of the mass shooting which occurred in El Paso, Texas on August 3, 2019.

Victim Coordinator & Liaison Grants

VCLG

Purpose

The Victim Coordinator and Liaison Grants (VCLG) program supports statutorily required Victim Assistance Coordinator and Crime Victim Liaison positions for local law enforcement agencies and prosecutors' offices, as described in the Texas Code of Criminal Procedure, Article 56.04. The positions funded by these programs provide direct services to victims of crime, assisting them with crime victims' compensation applications and other statutory rights.

Guidelines For Selection

The VCLG program rules and regulations are set forth in the Texas Administrative Code, Title 1, Part 3, Chapter 60. The OAG awards VCLG funds through a competitive application process. FY 2019 was the second year of a two-year grant application cycle. Applications were carefully evaluated and scored by a team of OAG evaluators. Scoring results were based on information and documentation provided by the applicants, including a description of project activities, project objectives and outcomes, and proposed project budgets.

Awards

For FY 2019, the OAG awarded 56* VCLG grants totaling \$2,368,850.00.** These grants were awarded to:

- 39 prosecutors' offices
- 13 police departments
- 4 sheriffs' offices

Summary Of Reports & Effectiveness

VCLG funded programs served 41,869 victims of crime in FY 2019. Of these victims, 10,003 received assistance with applying for Crime Victims' Compensation and 4,640 received help with completion of victim impact statements. Additionally, 16,209 victims received advocacy services, and 29,987 victims received information about victim rights and community resources.

* Includes one grant awarded with partial VCLG and Other Victim Assistance Grants (OVAG) funding (specific funding amount is indicated in the county listing)

**Additional funding awarded in August 2019 to be used for providing services to primary, secondary, and tertiary victims of the mass shooting which occurred in El Paso, Texas on August 3, 2019.

Sexual Assault Prevention & Crisis Services Grants

SAPCS

Purpose

The Sexual Assault Prevention and Crisis Services (SAPCS) grant program supports local and statewide programs that are addressing the problem of sexual assault through direct services, training and education with SAPCS-State grants and primary prevention efforts with SAPCS-Federal grants.

Guidelines for Selection

The SAPCS program rules and regulations are set forth in the Texas Administrative Code, Title 1, Part 3, Chapter 62. The OAG awards SAPCS funds through a competitive application process. To be eligible to receive SAPCS funding, local programs must generally be 501(c)(3) nonprofit organizations or governmental entities that offer the required basic services for at least nine months prior to receiving an award. These basic services include the following:

- 24-hour crisis hotline;
- Crisis intervention;
- Public education;
- Advocacy and accompaniment to hospitals, law enforcement offices, prosecutors' offices and courts; and
- Activities related to the prevention of sexual violence.

To be eligible for special project funding, a statewide program must show it supports efforts to maintain or expand existing services offered by local sexual assault programs; improves services to survivors; or conducts other activities consistent with Texas Government Code, Chapter 420.

Fiscal Year (FY) 2019 was the second year of a two-year grant application cycle. Applications were carefully evaluated and scored by a team of OAG evaluators. Scoring results were based on information and documentation provided by the applicants, including a description of project activities, project objectives and outcomes and proposed project budgets.

Awards

SAPCS-State:

In FY 2019, the OAG awarded 80 grants totaling \$8,258,873.

- 79 grants were awarded to sexual assault programs across the state for direct victim services and prevention of sexual violence.
- 1 grant was awarded to a statewide coalition for the prevention of sexual violence and improving services to sexual assault victims; outreach and training programs; and technical assistance to and support of youth and rape crisis centers working to prevent sexual violence.

SAPCS-Federal:

In FY 2019, the OAG awarded 50 grants to 25 entities totaling \$2,554,500.

- 48 grants were awarded to local sexual assault programs across the state to conduct sexual assault primary prevention activities; and
- 2 grants were awarded to a statewide coalition to provide training and technical assistance to local sexual assault programs, as well as other local and statewide organizations and to support a statewide curriculum development project and evaluation component.

Summary of Reports & Effectiveness

During the time period of September 1, 2018 through August 31, 2019, sexual assault programs reported providing services to 48,823 sexual assault survivors.

- 14% percent were male, 84% percent were female and for 2% percent the gender was unknown; and
- 69% percent were adults, 27% percent were children and for 4% percent the age was unknown.

These programs also reported presenting 12,268 education and training sessions to 268,559 community members, students and professionals.

Texas Statewide Automated Victim Notification System

SAVNS

Texas SAVNS Covers 93 Percent of the State's Population and 97 Percent of the Reported Violent Crime in Texas.

Purpose

The Texas Constitution affords victims of crime the right to be notified, upon request, of an offender's release from incarceration and of upcoming court proceedings. This requested notification is facilitated by the Statewide Automated Victim Notification System (SAVNS). The Texas Legislature allocated resources to the OAG to facilitate the implementation and maintenance of the statewide system. The OAG certified the vendor to work directly with those Texas counties electing to participate in the Texas SAVNS program. In 2019, the Texas Department of Criminal Justice (TDCJ), elected to work with another vendor for their victim notification program and no longer participates in the Texas SAVNS program provided by the OAG.

Texas SAVNS

Texas SAVNS provides victims and concerned members of the community with up-to-date information about offenders' county and state jail custody and court status 24 hours a day, seven days a week, 365 days a year. This information is provided through a single statewide toll-free telephone number: 877-TX4-VINE (877) 894-8463 or through the VINE (Certified Vendor's system) website at www.vinelink.com.

Registered users are contacted by phone or email whenever there is a change in an offender's status. The users may also check on an offender's status at any time by phone, through the website or mobile app. Trained operators are available at all times to assist if needed. In FY 2019, Texas SAVNS received 174,301 incoming calls, made 22,113 confirmed notification calls, made 146,791 notifications via text, made 84,344 notifications via email, made and registered 146,103 new victims for notification.

The VINELink Site received 2,460,509 site searches, and the VINE MobilePatrol Public Safety App received 1,236,119 site searches during FY 2019. These searches are not necessarily by registered users, but by interested parties. During FY 2019, 186,315 callers utilized the 877-TX4-VINE toll-free telephone number to obtain information.

Awards

In FY 2019, the OAG awarded 150 SAVNS grant contracts totaling \$2,463,211.82. At the end of FY 2019, 149 counties, plus the El Paso County Community Supervision and Corrections Department were participating in this voluntary program.

Contract Management

To assure the certified vendor and the counties are functioning within the requirements of the program, the OAG conducts regular assessments to verify compliance with standards and protocols. Oversight activities include on-site visits and technical assistance via phone, email and in person upon request.

Domestic Violence High Risk Teams Grant Program

DVHRT

Purpose

The purpose of the Domestic Violence High Risk Teams (DVHRT) grant program is to develop and support multidisciplinary teams that coordinate efforts to increase the safety of victims of family violence, as that term is defined by Section 71.004, Family Code, by monitoring and containing perpetrators while providing victim services. The team may be composed of law enforcement officers, prosecutors, community supervision and corrections departments, victim advocates, nonprofit organizations that provide services or shelter to victims of family violence, and medical personnel. The team members work together to share information and communicate to provide the best possible responses to victims at high risk.

Guidelines for Selection

The 84th Texas Legislature, through House Bill No. 3327, directs the OAG to award grants to domestic violence high risk teams in communities across the state. The attorney general is given the authority to request proposals for the award of grants under this section. The attorney general shall evaluate the proposals and award grants based on the need for domestic violence services in the community in which the team is located and the effectiveness or potential effectiveness of the team. The purpose of the grant is to:

- Identify and contract with sites in local communities that have the capacity to implement best practice models for high risk teams or expand existing Domestic Violence High Risk Teams;
- Evaluate funded site results;
- Identify best practice models that may be implemented in other communities; and
- Provide technical assistance to communities interested in implementing domestic violence high risk teams.

Awards

In FY 2019, the OAG awarded one grant to the Texas Council on Family Violence, Incorporated (TCFV) for \$300,000. TCFV sub-awarded \$270,000 to one local district attorney's office, one county attorney's office and four local non-profit organizations to develop Domestic Violence High Risk Teams in their communities. The balance of the award was utilized by the TCFV to provide oversight and to support the local programs.

FY 2019 was the second year of a two-year grant application cycle. Applications were carefully evaluated by a team of OAG evaluators. Evaluation results were based on information and documentation provided by the applicants, including a description of project activities, project objectives and outcomes and proposed project budgets.

Summary of Reports & Effectiveness

In FY 2019, TCFV funded seven sites and provided the following to the funded sites:

- Training on identifying and coordinating local resources to enhance victim safety and maximize responses from the team members for cases that were deemed "high risk."
- Information about best practices and assistance in working with other partners in their communities to develop stronger coordinated community responses to domestic violence.
- Information about existing DVHRT models, assessment tools and training on team dynamics, developing effective memorandums of understanding, and other concepts that enabled DVHRT teams to think comprehensively about the barriers among members and/or lapses in services in their communities by providing the best approach to improve communication between team members and address unmet needs in their family violence response plans.
- Technical Support to sites upon request.

Crime Victim Civil Legal Services Grants

CVCLS

Purpose

The Crime Victim Civil Legal Services (CVCLS) grants program was authorized by the Texas Legislature to increase the availability of free or affordable civil legal services for victims of crime, such as protective orders, disability benefits and other legal assistance.

Guidelines for Selection

The Office of the Attorney General (OAG) entered into an interagency contract with the Supreme Court of Texas (Court) to support the CVCLS grants. The Court contracts with the Texas Access to Justice Foundation (TAJF) to award and manage these grant funds. The requirements for selecting recipient programs are set forth in the Order of the Court establishing TAJF as the CVCLS administrator. To be eligible to apply for these funds, a program must:

- Have a 501(c)(3) nonprofit organization status;
- Provide victim-related civil legal services to victims, immediate family members of victims or claimants;
- Provide services based on meeting certain income eligibility requirements;
- Maintain open records;
- Conduct open meetings; and
- Comply with other policies adopted by the Court and TAJF.

TAJF awards these funds to eligible local programs through a competitive grant application process. TAJF staff carefully evaluates applicants on their history with TAJF, including compliance and on-site evaluations, and submits program selection recommendations to the TAJF board of directors. The board reviews these recommendations and considers such factors as ability to provide proposed services, underserved populations or areas of the state and the potential for duplication of services. New applicants provide oral presentations to the TAJF board of directors on their organization and proposed services.

Awards

For FY 2019, the OAG awarded one contract to the Supreme Court of Texas for \$2,500,000. TAJF, which administers this program for the Court, sub-awarded \$2,447,500 to 16 local crime victim civil legal services programs in Texas. The balance of the award was utilized by TAJF to provide oversight and to support the local civil legal services programs.

Summary of Reports & Effectiveness

For FY 2019, local and statewide programs served 16,562 victims of crime in 186 counties. These funds have continued to cultivate a collaborative environment for the network of legal aid providers and the victim services agencies. Programs also address the problem of human trafficking and the extremely diverse services necessary to assist these victims.

Audit & Oversight Activities

To ensure accountability for these funds, the following audit and oversight activities were utilized:

- OAG staff reviewed financial and programmatic reports submitted on a quarterly basis by the Court. These reports encompass the financial expenditures and performance of all local programs funded through this contract;
- OAG staff reviewed and approved the original budget and revisions;
- OAG staff reviewed the annual or single audit; and
- TAJF staff conducted one or more of the following for each sub-awarded entity: on-site program monitoring; review of quarterly fiscal and programmatic productivity reports; review of annual audit; and review of annual report of services and self-assessment.

Sexual Assault Services Program Grant

SASP

Purpose

The purpose of the Sexual Assault Services Program Grant is to provide program development and legal training to local sexual assault programs, including standardizing the quality of services provided, preventing sexual assault, and improving services to survivors and other individuals affected by sexual violence. The grant also provides statewide training for local programs, professionals and other victim service groups.

Guidelines for Selection

The Texas Legislature directs the OAG to contract with a statewide organization that has expertise in understanding the dynamics of sexual assault, developing informational materials and providing training for sexual assault programs and community professional groups. The attorney general is given the authority to request proposals for the award of grants under this section. The attorney general shall evaluate the proposals and award grants based on the need for prevention services in the community. The purpose of the grant is to:

- Standardize the quality of services provided;
- Prevent sexual assault; and
- Improve services to survivors and other individuals affected by sexual violence.

Awards

In FY 2019, the OAG awarded one grant to the Texas Association Against Sexual Assault, Inc. (TAASA) for \$1,125,000.

FY 2019 was the second year of a two-year grant application cycle. Applications were carefully evaluated by a team of OAG evaluators. Evaluation results were based on information and documentation provided by the applicants, including a description of project activities, project objectives and outcomes and proposed project budgets.

Summary of Reports & Effectiveness

For FY 2019, TAASA provided training to 16 local sexual assault programs and included 175 participants. Other activities and education materials provided by TAASA include the following:

- Distributed 155,702 total material distributed;
- Provided 80,931 downloaded website materials to sexual assault programs;
- Provided 61,231 sexual assault brochures to sexual assault programs;
- Provided 4,585 survivor booklets to sexual assault programs;
- Conducted 14 professional training sessions for 968 Individuals; and
- Provided 1,099 instances of technical assistance to sexual assault programs.

Audit & Oversight Activities

To ensure accountability for funds awarded to the grantee, the following audit and oversight activities were utilized:

- OAG staff monitored monthly invoices and financial status reports in addition to quarterly program performance reports;
- OAG staff approved the original budget and all budget amendments;
- OAG staff reviewed the annual or single audit.
- OAG staff conducted an on-site review of the grants received by the TAASA.

Victim Assistance Grants Funded by County

| COUNTY | AGENCY NAME | GRANT TITLE | AWARD AMOUNT |
|----------|-----------------------------------------------------------------------------------------|---------------|--------------|
| Anderson | | | |
| Anderson | Anderson County | SAVNS | \$14,467.87 |
| Andrews | | | |
| Andrews | Andrews County | SAVNS | \$7,347.28 |
| Angelina | | | |
| Angelina | Angelina Alliance for Children, Inc. | OVAG | \$41,095.00 |
| Angelina | Angelina County | SAVNS | \$16,995.37 |
| Angelina | Women's Shelter of East Texas, Inc. | OVAG | \$42,000.00 |
| Angelina | Women's Shelter of East Texas, Inc. | SAPCS-Federal | \$85,000.00 |
| Angelina | Women's Shelter of East Texas, Inc. | SAPCS-State | \$89,747.00 |
| Atascosa | | | |
| Atascosa | 81st Judicial District Attorney's Office | VCLG | \$42,000.00 |
| Atascosa | Atascosa County | SAVNS | \$14,467.87 |
| Atascosa | CASA of South Texas | OVAG | \$42,000.00 |
| Austin | | | |
| Austin | Austin County | SAVNS | \$6,389.38 |
| Bailey | | | |
| Bailey | Bailey County | SAVNS | \$6,389.38 |
| Bandera | | | |
| Bandera | Bandera County | SAVNS | \$5,431.48 |
| Bastrop | | | |
| Bastrop | Bastrop County | SAVNS | \$16,995.37 |
| Bastrop | Bastrop County Women's Shelter, Inc. | OVAG | \$42,000.00 |
| Bastrop | Bastrop County Women's Shelter, Inc. | SAPCS-Federal | \$85,000.00 |
| Bastrop | Bastrop County Women's Shelter, Inc. | SAPCS-State | \$112,663.00 |
| Bastrop | Court Appointed Special Advocates of Bastrop County | OVAG | \$42,000.00 |
| Bastrop | The Children's Advocacy Center Serving Bastrop, Lee and Fayette Counties | OVAG | \$42,000.00 |
| Bee | | | |
| Bee | Bee County | SAVNS | \$16,995.37 |
| Bell | | | |
| Bell | Bell County | SAVNS | \$24,478.11 |
| Bell | CASA of Bell and Coryell Counties | OVAG | \$41,999.00 |
| Bell | Exchange Club Child Abuse Prevention Center - Aware Central Texas | OVAG | \$20,045.00 |
| Bell | Families In Crisis, Incorporated | OVAG | \$42,000.00 |
| Bell | Families In Crisis, Incorporated | SAPCS-State | \$92,552.00 |
| Bell | Lone Star Legal Aid | OVAG | \$41,560.00 |
| Bexar | | | |
| Bexar | Alamo Area Rape Crisis Center | OVAG | \$42,000.00 |
| Bexar | Alamo Area Rape Crisis Center | SAPCS-Federal | \$85,000.00 |
| Bexar | Alamo Area Rape Crisis Center | SAPCS-State | \$213,725.00 |
| Bexar | Bexar County | SAVNS | \$90,722.65 |
| Bexar | Catholic Charities, Archdiocese of San Antonio, Inc. | OVAG | \$39,458.00 |
| Bexar | Child Advocates San Antonio | OVAG | \$42,000.00 |
| Bexar | ChildSafe | OVAG | \$42,000.00 |
| Bexar | Family Service Association of San Antonio, Inc. | OVAG | \$42,000.00 |
| Bexar | Family Violence Prevention Services, Inc. | CVCLS | \$69,510.00 |
| Bexar | Family Violence Prevention Services, Inc., DBA Battered Women's Shelter of Bexar County | OVAG | \$42,000.00 |

| COUNTY | AGENCY NAME | GRANT TITLE | AWARD AMOUNT |
|-----------|---------------------------------------------------------------------------------------------------------|-----------------------------------------|--------------|
| Bexar | JOVEN-Juvenile Outreach and Vocational/Educational Network | OVAG | \$42,000.00 |
| Bexar | St. Mary's University School of Law Clinic | CVCLS | \$59,662.00 |
| Bowie | | | |
| Bowie | Bowie County | SAVNS | \$16,995.37 |
| Bowie | Bowie County Criminal District Attorney's Office | VCLG | \$42,000.00 |
| Bowie | Domestic Violence Prevention, Incorporated | OVAG | \$42,000.00 |
| Bowie | Domestic Violence Prevention, Incorporated | SAPCS-State | \$87,120.00 |
| Bowie | Northeast Texas Casa, Inc. | OVAG | \$42,000.00 |
| Brazoria | | | |
| Brazoria | Brazoria County | SAVNS | \$28,546.78 |
| Brazoria | Brazoria County Alliance for Children, Inc. | OVAG | \$42,000.00 |
| Brazoria | Brazoria County District Attorney's Office | VCLG | \$42,000.00 |
| Brazoria | Women's Center of Brazoria County, Inc. | OVAG | \$42,000.00 |
| Brazoria | Women's Center of Brazoria County, Inc. | SAPCS-State | \$91,223.00 |
| Brazos | | | |
| Brazos | Brazos County | SAVNS | \$28,546.78 |
| Brazos | Brazos County District Attorney's Office | Domestic Violence High Risk Teams | \$50,000.00 |
| Brazos | Brazos County Rape Crisis Center, Inc. | OVAG | \$42,000.00 |
| Brazos | Brazos County Rape Crisis Center, Inc. | SAPCS-State | \$90,340.00 |
| Brazos | Scotty's House Brazos Valley Child Advocacy Center, Inc. | OVAG | \$42,000.00 |
| Brazos | Voices For Children, Inc. | OVAG | \$41,933.00 |
| Brewster | Brewster County | SAVNS | \$2,928.58 |
| Brewster | Family Crisis Center of the Big Bend, Inc. | OVAG | \$42,000.00 |
| Brewster | Family Crisis Center of the Big Bend, Inc. | SAPCS-State | \$85,507.00 |
| Brown | | | |
| Brown | Brown County | SAVNS | \$16,995.37 |
| Brown | Court Appointed Special Advocates in the Heart of Texas | OVAG | \$42,000.00 |
| Brown | The Ark Domestic Violence Shelter | OVAG | \$42,000.00 |
| Brown | The Ark Domestic Violence Shelter | SAPCS-State | \$85,000.00 |
| Burlleson | | | |
| Burlleson | Burlleson County | SAVNS | \$5,431.48 |
| Burnet | | | |
| Burnet | Burnet County | SAVNS | \$16,995.37 |
| Burnet | Highland Lakes Family Crisis Center, Inc. | OVAG | \$42,000.00 |
| Burnet | Highland Lakes Family Crisis Center, Inc. | SAPCS-Federal | \$85,000.00 |
| Burnet | Highland Lakes Family Crisis Center, Inc. | SAPCS-State | \$86,736.00 |
| Caldwell | | | |
| Caldwell | Caldwell County | SAVNS | \$16,995.37 |
| Caldwell | Caldwell County Sheriff's Office^^ | OVAG | \$37,800.00 |
| Calhoun | | | |
| Calhoun | Calhoun County | SAVNS | \$6,389.38 |
| Calhoun | Child Welfare Alliance of Calhoun County, Inc. dba: The Harbor Children's Alliance and Victim Center | SAPCS-STATE | \$85,400.00 |
| Cameron | | | |
| Cameron | Cameron County | SAVNS | \$24,478.11 |
| Cameron | CASA of Cameron and Willacy Counties, Inc. | OVAG | \$42,000.00 |
| Cameron | Friendship of Women, Inc. | OVAG | \$42,000.00 |
| Cameron | Friendship of Women, Inc. | SAPCS-Federal | \$85,000.00 |
| Cameron | Friendship of Women, Inc. | SAPCS-State | \$87,484.00 |
| Cameron | The Family Crisis Center, Inc. | OVAG | \$42,000.00 |
| Cameron | The Family Crisis Center, Inc. | SAPCS-State | \$93,352.00 |

| COUNTY | AGENCY NAME | GRANT TITLE | AWARD AMOUNT |
|---------------|----------------------------------------------------------|---------------|--------------|
| Camp | | | |
| Camp | Camp County | SAVNS | \$7,347.28 |
| Carson | | | |
| Carson | Carson County | SAVNS | \$6,389.38 |
| Cass | | | |
| Cass | Cass County | SAVNS | \$16,995.37 |
| Cass | Cass County District Attorney's Office | VCLG | \$42,000.00 |
| Chambers | | | |
| Chambers | Chambers County | SAVNS | \$6,389.38 |
| Cherokee | | | |
| Cherokee | Cherokee County | SAVNS | \$16,995.37 |
| Cherokee | Crisis Center of Anderson & Cherokee Counties | OVAG | \$41,979.00 |
| Cherokee | Crisis Center of Anderson & Cherokee Counties | SAPCS-State | \$86,438.00 |
| Childress | | | |
| Childress | Childress County | SAVNS | \$5,431.48 |
| Clay | | | |
| Clay | Clay County | SAVNS | \$5,431.48 |
| Cochran | | | |
| Cochran | Cochran County | SAVNS | \$6,389.38 |
| Collin | | | |
| Collin | Children's Advocacy Center of Collin County, Inc. | OVAG | \$42,000.00 |
| Collin | City of Wylie Police Department | VCLG | \$40,058.00 |
| Collin | Collin County | SAVNS | \$28,546.78 |
| Collin | Court Appointed Special Advocates of Collin County, Inc. | OVAG | \$42,000.00 |
| Collin | Hope's Door | OVAG | \$42,000.00 |
| Collin | Rape Crisis Center of Collin County, Inc. | OVAG | \$42,000.00 |
| Collin | Rape Crisis Center of Collin County, Inc. | SAPCS-Federal | \$85,000.00 |
| Collin | Rape Crisis Center of Collin County, Inc. | SAPCS-State | \$101,657.00 |
| Collingsworth | | | |
| Collingsworth | 100th Judicial District Attorney's Office | VCLG | \$41,090.00 |
| Colorado | | | |
| Colorado | Colorado County | SAVNS | \$5,431.48 |
| Comal | | | |
| Comal | CASA of Central Texas, Inc. | OVAG | \$42,000.00 |
| Comal | Comal County | SAVNS | \$16,995.37 |
| Comal | Comal County Family Violence Shelter, Inc. | OVAG | \$42,000.00 |
| Comal | Comal County Family Violence Shelter, Inc. | SAPCS-State | \$87,238.00 |
| Cooke | | | |
| Cooke | Abigail's Arms Cooke County Family Crisis Center | OVAG | \$42,000.00 |
| Cooke | Abigail's Arms Cooke County Family Crisis Center | SAPCS-Federal | \$85,000.00 |
| Cooke | Abigail's Arms Cooke County Family Crisis Center | SAPCS-State | \$85,682.00 |
| Cooke | Cooke County Attorney's Office | VCLG | \$42,000.00 |
| Cooke | Court Appointed Special Advocates of North Texas, Inc. | OVAG | \$42,000.00 |
| Coryell | | | |
| Coryell | 52nd Judicial District Attorney's Office | VCLG | \$42,000.00 |
| Coryell | Coryell County Attorney's Office | VCLG | \$42,000.00 |
| Crane | | | |
| Crane | Crane County | SAVNS | \$6,389.38 |
| Dallam | | | |
| Dallam | Dallam County | SAVNS | \$6,389.38 |

| COUNTY | AGENCY NAME | GRANT TITLE | AWARD AMOUNT |
|------------|----------------------------------------------------------|-----------------------------------------|--------------|
| Dallas | | | |
| Dallas | Brighter Tomorrows, Inc. | OVAG | \$42,000.00 |
| Dallas | Brighter Tomorrows, Inc. | SAPCS-State | \$102,479.00 |
| Dallas | Catholic Charities of Dallas, Inc. | CVCLS | \$46,026.00 |
| Dallas | Catholic Charities of Dallas, Inc. | OVAG | \$42,000.00 |
| Dallas | City of Irving | VCLG | \$42,000.00 |
| Dallas | Dallas Area Rape Crisis Center | OVAG | \$42,000.00 |
| Dallas | Dallas Area Rape Crisis Center | SAPCS-Federal | \$85,000.00 |
| Dallas | Dallas Area Rape Crisis Center | SAPCS-State | \$110,128.00 |
| Dallas | Dallas CASA | OVAG | \$42,000.00 |
| Dallas | Dallas Children's Advocacy Center | OVAG | \$42,000.00 |
| Dallas | Dallas County | SAVNS | \$117,050.07 |
| Dallas | Dallas County District Attorney's Office | VCLG | \$42,000.00 |
| Dallas | Dallas County Hospital District | OVAG | \$41,044.00 |
| Dallas | Mosaic Family Services, Inc. | OVAG | \$42,000.00 |
| Dallas | The Counseling Place | OVAG | \$42,000.00 |
| Dallas | The Family Place | OVAG | \$42,000.00 |
| Dallas | Trauma Support Services of North Texas | OVAG | \$41,999.00 |
| Dallas | The Family Place | Domestic Violence High Risk Teams | \$52,500.00 |
| Dawson | | | |
| Dawson | Dawson County | SAVNS | \$5,431.48 |
| Deaf Smith | | | |
| Deaf Smith | Deaf Smith County | SAVNS | \$6,389.38 |
| Deaf Smith | Deaf Smith County District Attorney's Office | VCLG | \$41,995.00 |
| Deaf Smith | Great Plains CASA for Kids | OVAG | \$41,967.00 |
| Denton | | | |
| Denton | Children's Advocacy Center for Denton County, Inc. | OVAG | \$42,000.00 |
| Denton | Court Appointed Special Advocates of Denton County, Inc. | OVAG | \$42,000.00 |
| Denton | Denton County | SAVNS | \$28,546.78 |
| Denton | Denton County Friends Of The Family, Inc. | Domestic Violence High Risk Teams | \$52,000.00 |
| Denton | Denton County Friends Of The Family, Inc. | SAPCS-State | \$105,419.00 |
| Denton | University of North Texas | OVAG | \$25,172.00 |
| Dimmit | | | |
| Dimmit | Wintergarden Women's Shelter, Inc. | SAPCS-State | \$86,530.00 |
| Eastland | | | |
| Eastland | Eastland County | SAVNS | \$6,389.38 |
| Eastland | Eastland County Crisis Center, Inc. | SAPCS-State | \$85,328.00 |
| Ector | | | |
| Ector | Crisis Center of West Texas | OVAG | \$42,000.00 |
| Ector | Crisis Center of West Texas | SAPCS-State | \$88,941.00 |
| Ector | Ector County | SAVNS | \$28,546.78 |
| Ector | Ector County Attorney's Office | VCLG | \$42,000.00 |
| Ector | Ector County District Attorney's Office | VCLG | \$42,000.00 |
| Ector | Harmony Home Children's Advocacy Center, Inc. | OVAG | \$42,000.00 |
| Edwards | | | |
| Edwards | Edwards County | SAVNS | \$5,431.48 |

| COUNTY | AGENCY NAME | GRANT TITLE | AWARD AMOUNT |
|-----------|-------------------------------------------------------------------------------|---------------|--------------|
| El Paso | | | |
| El Paso | CASA of El Paso, Inc. | OVAG | \$42,000.00 |
| El Paso | Center Against Sexual and Family Violence, Inc. | OVAG | \$42,000.00 |
| El Paso | Center Against Sexual and Family Violence, Inc. | SAPCS-Federal | \$85,000.00 |
| El Paso | Center Against Sexual and Family Violence, Inc. | SAPCS-State | \$217,049.00 |
| El Paso | Diocesan Migrant & Refugee Services, Inc. | CVCLS | \$29,066.00 |
| El Paso | Diocesan Migrant and Refugee Services, Inc. | OVAG | \$42,000.00 |
| El Paso | El Paso County | SAVNS | \$28,546.78 |
| El Paso | El Paso County Community Supervision & Corrections Department | SAVNS | \$13,274.39 |
| El Paso | El Paso County Sheriff's Office* | VCLG | \$98,000.00 |
| El Paso | El Paso Guidance Center, Inc.* | OVAG | \$360,988.00 |
| Erath | | | |
| Erath | CASA for the Cross Timbers Area, Inc. CASA (Court Appointed Special Advocate) | OVAG | \$42,000.00 |
| Erath | Cross Timbers Family Services | OVAG | \$42,000.00 |
| Erath | Cross Timbers Family Services | SAPCS-Federal | \$85,000.00 |
| Erath | Cross Timbers Family Services | SAPCS-State | \$86,155.00 |
| Erath | Erath County | SAVNS | \$16,995.37 |
| Falls | | | |
| Falls | Falls County | SAVNS | \$6,389.38 |
| Fannin | | | |
| Fannin | Fannin County | SAVNS | \$16,995.37 |
| Fannin | Fannin County Children's Center, Inc. | OVAG | \$38,014.00 |
| Fannin | Fannin County Family Crisis Center, Inc. | SAPCS-State | \$85,611.00 |
| Fayette | | | |
| Fayette | Fayette County | SAVNS | \$6,389.38 |
| Fort Bend | | | |
| Fort Bend | Fort Bend County^^ | OVAG | \$34,677.00 |
| Fort Bend | Fort Bend County | SAVNS | \$32,615.44 |
| Fort Bend | Fort Bend County Women's Center, Inc. | SAPCS-State | \$97,742.00 |
| Fort Bend | Fort Bend County Child Advocates, Inc. | OVAG | \$42,000.00 |
| Franklin | | | |
| Franklin | Franklin County | SAVNS | \$6,389.38 |
| Freestone | | | |
| Freestone | Freestone County | SAVNS | \$5,431.48 |
| Freestone | Freestone County Attorney's Office | VCLG | \$35,350.00 |
| Gaines | | | |
| Gaines | Gaines County | SAVNS | \$7,347.28 |
| Galveston | | | |
| Galveston | Court Appointed Special Advocates (CASA) of Galveston County | OVAG | \$40,851.00 |
| Galveston | Galveston County | SAVNS | \$24,478.11 |
| Galveston | Resource and Crisis Center of Galveston County, Texas, Inc. | OVAG | \$42,000.00 |
| Galveston | Resource and Crisis Center of Galveston County, Texas, Inc. | SAPCS-State | \$98,847.00 |
| Garza | | | |
| Garza | Garza County | SAVNS | \$6,389.38 |
| Gillespie | | | |
| Gillespie | Gillespie County | SAVNS | \$6,389.38 |
| Goliad | | | |
| Goliad | Goliad County | SAVNS | \$6,389.38 |
| Gray | | | |
| Gray | CASA of the High Plains, Inc. | OVAG | \$37,714.00 |

| COUNTY | AGENCY NAME | GRANT TITLE | AWARD AMOUNT |
|------------------|------------------------------------------------------------|-----------------------------------------|--------------|
| Gray | Gray County | SAVNS | \$5,431.48 |
| Gray | Tralee Crisis Center for Women, Inc. | OVAG | \$28,818.00 |
| Gray | Tralee Crisis Center for Women, Inc. | SAPCS-State | \$85,819.00 |
| Grayson | | | |
| Grayson | Grayson County | SAVNS | \$28,546.78 |
| Grayson | Grayson County Childrens' Advocacy Center | OVAG | \$41,838.00 |
| Grayson | Grayson County District Attorney's Office | VCLG | \$42,000.00 |
| Grayson | Grayson County Women's Crisis Line, Inc. | OVAG | \$42,000.00 |
| Grayson | Grayson County Women's Crisis Line, Inc. | SAPCS-Federal | \$85,000.00 |
| Grayson | Grayson County Women's Crisis Line, Inc. | SAPCS-State | \$87,167.00 |
| Gregg | | | |
| Gregg | East Texas Child Advocates, Inc. | OVAG | \$42,000.00 |
| Gregg | Gregg County | SAVNS | \$28,546.78 |
| Gregg | The Martin House Children's Advocacy Center | OVAG | \$40,825.00 |
| Gregg | Women's Center of East Texas, Inc. | OVAG | \$42,000.00 |
| Gregg | Women's Center of East Texas, Inc. | SAPCS-Federal | \$85,000.00 |
| Gregg | Women's Center of East Texas, Inc. | SAPCS-State | \$90,706.00 |
| Grimes | | | |
| Grimes | Grimes County | SAVNS | \$5,431.48 |
| Guadalupe | | | |
| Guadalupe | City of Seguin Police Department | VCLG | \$38,943.00 |
| Guadalupe | Guadalupe County | SAVNS | \$16,995.37 |
| Guadalupe | Guadalupe County Attorney's Office | VCLG | \$42,000.00 |
| Guadalupe | Guadalupe Valley Family Violence Shelter, Inc. | OVAG | \$42,000.00 |
| Guadalupe | Guadalupe Valley Family Violence Shelter, Inc. | SAPCS-State | \$89,025.00 |
| Hale | | | |
| Hale | Crisis Center of the Plains | OVAG | \$42,000.00 |
| Hale | Crisis Center of the Plains | SAPCS-State | \$86,133.00 |
| Hale | Hale County | SAVNS | \$16,995.37 |
| Hansford | | | |
| Hansford | Hansford County | SAVNS | \$5,431.48 |
| Hardin | | | |
| Hardin | Hardin County | SAVNS | \$14,467.87 |
| Hardin | Hardin County Crime Victims Assistance Center | SAPCS-State | \$89,146.00 |
| Harris | | | |
| Harris | Aid to Victims of Domestic Abuse | CVCLS | \$82,497.00 |
| Harris | AVDA | OVAG | \$42,000.00 |
| Harris | Bay Area Turning Point, Inc. | OVAG | \$42,000.00 |
| Harris | Bay Area Turning Point, Inc. | SAPCS-Federal | \$85,000.00 |
| Harris | Bay Area Turning Point, Inc. | SAPCS-State | \$103,009.00 |
| Harris | Boat People SOS-Houston, Inc. | CVCLS | \$62,030.00 |
| Harris | Boat People SOS-Houston, Inc. | OVAG | \$42,000.00 |
| Harris | Catholic Charities of the Archdiocese of Galveston-Houston | CVCLS | \$60,000.00 |
| Harris | Catholic Charities of the Archdiocese of Galveston-Houston | OVAG | \$42,000.00 |
| Harris | Child Advocates, Incorporated | OVAG | \$42,000.00 |
| Harris | City of La Porte Police Department | VCLG | \$42,000.00 |
| Harris | FamilyTime Crisis and Counseling Center | OVAG | \$42,000.00 |
| Harris | FamilyTime Crisis and Counseling Center | SAPCS-State | \$89,867.00 |
| Harris | Harris County | SAVNS | \$117,050.07 |
| Harris | Harris County District Attorney's Office | Domestic Violence High Risk Teams | \$13,000.00 |

| COUNTY | AGENCY NAME | GRANT TITLE | AWARD AMOUNT |
|------------------|----------------------------------------------------------------------------|---------------|--------------|
| Harris | Houston Area Women's Center, Inc. | OVAG | \$42,000.00 |
| Harris | Houston Area Women's Center, Inc. | SAPCS-Federal | \$85,000.00 |
| Harris | Houston Area Women's Center, Inc. | SAPCS-State | \$236,188.00 |
| Harris | Katy Christian Ministries | OVAG | \$42,000.00 |
| Harris | Katy Christian Ministries | SAPCS-State | \$94,320.00 |
| Harris | Lone Star Legal Aid | CVCLS | \$462,184.00 |
| Harris | The Montrose Center | OVAG | \$42,000.00 |
| Harris | The Montrose Center | SAPCS-State | \$87,382.00 |
| Harris | Northwest Assistance Ministries | OVAG | \$42,000.00 |
| Harris | South Texas College of Law Houston, Inc. | OVAG | \$40,825.00 |
| Harris | The Bridge Over Troubled Waters, Inc. | OVAG | \$42,000.00 |
| Harris | The Bridge Over Troubled Waters, Inc. | SAPCS-Federal | \$85,000.00 |
| Harris | The Bridge Over Troubled Waters, Inc. | SAPCS-State | \$87,282.00 |
| Harris | The Children's Assessment Center Foundation | OVAG | \$42,000.00 |
| Harris | The Parris Foundation | OVAG | \$42,000.00 |
| Harris | The Tahirih Justice Center | OVAG | \$42,000.00 |
| Harris | University of Houston | CVCLS | \$30,000.00 |
| Harris | University of Houston Law Foundation | OVAG | \$42,000.00 |
| Harrison | | | |
| Harrison | Harrison County | SAVNS | \$16,995.37 |
| Hays | | | |
| Hays | City of San Marcos Police Department | VCLG | \$41,999.00 |
| Hays | Hays County | SAVNS | \$28,546.78 |
| Hays | Hays County Women's Center, Inc. | SAPCS-Federal | \$85,000.00 |
| Hays | Hays County Women's Center, Inc. | SAPCS-State | \$114,179.00 |
| Hemphill | | | |
| Hemphill | Hemphill County | SAVNS | \$5,431.48 |
| Henderson | | | |
| Henderson | Court Appointed Special Advocates of Trinity Valley, Inc. | OVAG | \$42,000.00 |
| Henderson | Henderson County | SAVNS | \$16,995.37 |
| Henderson | The Family Peace Project, Inc. | OVAG | \$42,000.00 |
| Henderson | The Family Peace Project, Inc. | SAPCS-State | \$85,000.00 |
| Henderson | The Henderson County HELP Center, Inc. | OVAG | \$42,000.00 |
| Hidalgo | | | |
| Hidalgo | Children's Advocacy Center of Hidalgo County | OVAG | \$42,000.00 |
| Hidalgo | City of Hidalgo Police Department | VCLG | \$42,000.00 |
| Hidalgo | City of McAllen Police Department | VCLG | \$42,000.00 |
| Hidalgo | City of Mission Police Department | OVAG | \$42,000.00 |
| Hidalgo | City of Palmview Police Department^^ | OVAG | \$42,000.00 |
| Hidalgo | City of Pharr Police Department | VCLG | \$42,000.00 |
| Hidalgo | Hidalgo County | SAVNS | \$28,546.78 |
| Hidalgo | Hidalgo County Criminal District Attorney's Office | VCLG | \$42,000.00 |
| Hidalgo | Rio Grande Valley-Families & Friends Of Murdered Children (RGV-FFOMC) Inc. | OVAG | \$41,772.00 |
| Hidalgo | Women Together (Foundation), Inc. | OVAG | \$42,000.00 |
| Hidalgo | Women Together (Foundation), Inc. | SAPCS-State | \$101,426.00 |
| Hill | | | |
| Hill | Hill County | SAVNS | \$16,995.37 |
| Hill | Hill County Attorney's Office | VCLG | \$42,000.00 |
| Hockley | | | |
| Hockley | Hockley County | SAVNS | \$6,389.38 |

| COUNTY | AGENCY NAME | GRANT TITLE | AWARD AMOUNT |
|------------|------------------------------------------------------------|---------------|--------------|
| Hood | | | |
| Hood | Hood County | SAVNS | \$16,995.37 |
| Hood | Hood County Sheriff's Office | VCLG | \$42,000.00 |
| Hood | Mission Granbury, Inc. | OVAG | \$41,803.00 |
| Hood | Mission Granbury, Inc. | SAPCS-State | \$85,965.00 |
| Hood | Paluxy River Children's Advocacy Center, Inc. | OVAG | \$42,000.00 |
| Hopkins | | | |
| Hopkins | Hopkins County | SAVNS | \$16,995.37 |
| Hopkins | Lake Country CASA | OVAG | \$28,000.00 |
| Houston | | | |
| Houston | Houston County | SAVNS | \$5,431.48 |
| Houston | Houston County Attorney's Office | VCLG | \$41,991.00 |
| Howard | | | |
| Howard | Howard County | SAVNS | \$17,019.97 |
| Hunt | | | |
| Hunt | Hunt County | SAVNS | \$16,995.37 |
| Hunt | Hunt County Rape Crisis Center, Inc. | OVAG | \$42,000.00 |
| Hunt | Hunt County Rape Crisis Center, Inc. | SAPCS-State | \$86,603.00 |
| Hunt | Women In Need, Inc. | OVAG | \$42,000.00 |
| Hutchinson | | | |
| Hutchinson | Hutchinson County | SAVNS | \$6,389.38 |
| Hutchinson | Hutchinson County Crisis Center, Inc. | SAPCS-State | \$85,644.00 |
| Jackson | | | |
| Jackson | Jackson County | SAVNS | \$5,431.48 |
| Jasper | | | |
| Jasper | Jasper County | SAVNS | \$16,995.37 |
| Jefferson | | | |
| Jefferson | Court Appointed Special Advocates of Southeast Texas, Inc. | OVAG | \$39,631.00 |
| Jefferson | Family Services of Southeast Texas, Inc. | OVAG | \$42,000.00 |
| Jefferson | Jefferson County | SAVNS | \$28,546.78 |
| Jefferson | Rape and Suicide Crisis of Southeast Texas, Inc. | SAPCS-State | \$90,129.00 |
| Jim Wells | | | |
| Jim Wells | 79th Judicial District Attorney's Office | VCLG | \$42,000.00 |
| Johnson | | | |
| Johnson | CASA of Johnson County, Inc. | OVAG | \$42,000.00 |
| Johnson | Johnson County | SAVNS | \$28,546.78 |
| Johnson | Johnson County Children's Advocacy Center | OVAG | \$42,000.00 |
| Johnson | Johnson County Family Crisis Center | OVAG | \$42,000.00 |
| Johnson | Johnson County Family Crisis Center | SAPCS-State | \$87,893.00 |
| Kaufman | | | |
| Kaufman | Kaufman County | SAVNS | \$14,467.87 |
| Kaufman | Kaufman County Criminal District Attorney's Office | VCLG | \$42,000.00 |
| Kerr | | | |
| Kerr | Hill Country CASA | OVAG | \$42,000.00 |
| Kerr | Hill Country Crisis Council, Inc. | SAPCS-Federal | \$85,000.00 |
| Kerr | Hill Country Crisis Council, Inc. | SAPCS-State | \$87,451.00 |
| Kerr | Kerr County | SAVNS | \$16,995.37 |
| Kleberg | | | |
| Kleberg | Kleberg County | SAVNS | \$16,995.37 |
| La Salle | | | |
| La Salle | La Salle County | SAVNS | \$6,389.38 |

| COUNTY | AGENCY NAME | GRANT TITLE | AWARD AMOUNT |
|-----------|----------------------------------------------------------------------|---------------|--------------|
| Lamar | | | |
| Lamar | Lamar County | SAVNS | \$16,995.37 |
| Lamar | Lamar County and District Attorney's Office | VCLG | \$42,000.00 |
| Lamb | | | |
| Lamb | Lamb County | SAVNS | \$5,431.48 |
| Lamb | Lamb County and District Attorney's Office | VCLG | \$32,385.00 |
| Lampasas | | | |
| Lampasas | Lampasas County | SAVNS | \$6,389.38 |
| Lee | | | |
| Lee | Lee County | SAVNS | \$5,431.48 |
| Leon | | | |
| Leon | Leon County | SAVNS | \$6,389.38 |
| Leon | Leon County District Attorney's Office | VCLG | \$41,800.00 |
| Liberty | | | |
| Liberty | Bridgehaven Children's Advocacy Center | OVAG | \$42,000.00 |
| Liberty | Liberty County | SAVNS | \$16,995.37 |
| Limestone | | | |
| Limestone | Limestone County | SAVNS | \$6,389.38 |
| Limestone | Limestone County | VCLG | \$38,628.00 |
| Lipscomb | | | |
| Lipscomb | Lipscomb County | SAVNS | \$6,389.38 |
| Llano | | | |
| Llano | Court Appointed Special Advocates (CASA) for the Highland Lakes Area | OVAG | \$42,000.00 |
| Lubbock | | | |
| Lubbock | CASA of the South Plains, Inc. | OVAG | \$42,000.00 |
| Lubbock | Legal Aid Society of Lubbock, Inc. | CVCLS | \$45,000.00 |
| Lubbock | Lubbock County | SAVNS | \$28,546.78 |
| Lubbock | Lubbock Rape Crisis Center | OVAG | \$42,000.00 |
| Lubbock | Lubbock Rape Crisis Center | SAPCS-Federal | \$85,000.00 |
| Lubbock | Lubbock Rape Crisis Center | SAPCS-State | \$90,045.00 |
| Lubbock | Lubbock Victim Assistance Services, Inc. | OVAG | \$41,995.00 |
| Lubbock | Women's Protective Services of Lubbock, Inc. | OVAG | \$42,000.00 |
| Lynn | | | |
| Lynn | Lynn County | SAVNS | \$6,389.38 |
| Marion | | | |
| Marion | Marion County | SAVNS | \$6,389.38 |
| Matagorda | | | |
| Matagorda | City of Bay City Police Department | VCLG | \$42,000.00 |
| Matagorda | Matagorda County Women's Crisis Center, Inc. | OVAG | \$42,000.00 |
| Matagorda | Matagorda County Women's Crisis Center, Inc. | SAPCS-State | \$86,369.00 |
| Maverick | | | |
| Maverick | Maverick County | SAVNS | \$16,995.37 |
| McCulloch | | | |
| McCulloch | Family Shelter of McCulloch County, Inc. | OVAG | \$42,000.00 |
| McCulloch | Family Shelter of McCulloch County, Inc. | SAPCS-State | \$85,257.00 |
| McCulloch | McCulloch County | SAVNS | \$6,389.38 |
| McLennan | | | |
| McLennan | Advocacy Center for Crime Victims and Children | OVAG | \$42,000.00 |
| McLennan | Advocacy Center for Crime Victims and Children | SAPCS-Federal | \$85,000.00 |
| McLennan | Advocacy Center for Crime Victims and Children | SAPCS-State | \$150,207.00 |

| COUNTY | AGENCY NAME | GRANT TITLE | AWARD AMOUNT |
|-----------------|---------------------------------------------------------------------------------------|-------------|--------------|
| McLennan | City of Bellmead Police Department | VCLG | \$41,958.00 |
| McLennan | Family Abuse Center | OVAG | \$42,000.00 |
| McLennan | McLennan County | SAVNS | \$24,478.11 |
| McLennan | McLennan County Criminal District Attorney's Office | VCLG | \$40,471.00 |
| Medina | | | |
| Medina | 38th Judicial District Attorney's Office | VCLG | \$42,000.00 |
| Medina | Bluebonnet Children's Center | OVAG | \$36,252.00 |
| Medina | Medina County | SAVNS | \$16,995.37 |
| Midland | | | |
| Midland | CASA of West Texas | OVAG | \$42,000.00 |
| Midland | Midland County | SAVNS | \$24,478.11 |
| Midland | Midland County District Attorney's Office | VCLG | \$42,000.00 |
| Midland | Midland County Sheriff's Office | VCLG | \$42,000.00 |
| Midland | Midland Rape Crisis Center | OVAG | \$42,000.00 |
| Midland | Midland Rape Crisis Center | SAPCS-State | \$102,675.00 |
| Midland | Safe Place of the Permian Basin | OVAG | \$42,000.00 |
| Milam | | | |
| Milam | Milam County | SAVNS | \$6,389.38 |
| Mitchell | | | |
| Mitchell County | Mitchell County | SAVNS | \$5,431.48 |
| Montgomery | | | |
| Montgomery | City of Patton Village Police Department | VCLG | \$41,245.00 |
| Montgomery | Montgomery County | SAVNS | \$28,546.78 |
| Montgomery | Montgomery County Women's Center | CVCLS | \$65,400.00 |
| Montgomery | Montgomery County Women's Center | SAPCS-State | \$165,012.00 |
| Moore | | | |
| Moore | Moore County | SAVNS | \$5,431.48 |
| Moore | Safe Place, Inc. | OVAG | \$37,800.00 |
| Moore | Safe Place, Inc. | SAPCS-State | \$85,697.00 |
| Morris | | | |
| Morris | City of Naples Police Department | OVAG | \$42,000.00 |
| Morris | Morris County | SAVNS | \$6,389.38 |
| Nacogdoches | | | |
| Nacogdoches | Court Appointed Special Advocates (CASA) of Deep East Texas | OVAG | \$42,000.00 |
| Nacogdoches | Nacogdoches County | SAVNS | \$16,995.37 |
| Nacogdoches | Nacogdoches County Attorney's Office | VCLG | \$42,000.00 |
| Navarro | | | |
| Navarro | Navarro County Children's Advocacy Center, Inc. | OVAG | \$42,000.00 |
| Newton | | | |
| Newton | Newton County | SAVNS | \$7,347.28 |
| Nolan | | | |
| Nolan | Children Advocacy Centers of West Texas, Inc. | OVAG | \$42,000.00 |
| Nolan | Nolan County | SAVNS | \$5,431.48 |
| Nueces | | | |
| Nueces | Children's Advocacy Center of the Coastal Bend | OVAG | \$41,933.00 |
| Nueces | Court Appointed Special Advocates of Nueces County, Inc. | OVAG | \$42,000.00 |
| Nueces | Family Counseling Service of Corpus Christi, Texas, Incorporated | OVAG | \$42,000.00 |
| Nueces | Nueces County | SAVNS | \$24,478.11 |
| Nueces | The Nueces County Mental Health and Mental Retardation Community Center Foundation | OVAG | \$42,000.00 |
| Nueces | Women's Shelter of South Texas | OVAG | \$42,000.00 |

| COUNTY | AGENCY NAME | GRANT TITLE | AWARD AMOUNT |
|--------------|-------------------------------------------------------|---------------|--------------|
| Nueces | Women's Shelter of South Texas | SAPCS-Federal | \$85,000.00 |
| Nueces | Women's Shelter of South Texas | SAPCS-State | \$110,173.00 |
| Ochiltree | | | |
| Ochiltree | Panhandle Crisis Center, Inc. | OVAG | \$42,000.00 |
| Ochiltree | Panhandle Crisis Center, Inc. | SAPCS-State | \$85,361.00 |
| Orange | | | |
| Orange | Orange County | SAVNS | \$14,467.87 |
| Palo Pinto | | | |
| Palo Pinto | Palo Pinto County | SAVNS | \$16,995.37 |
| Panola | | | |
| Panola | Panola County | SAVNS | \$4,844.38 |
| Parker | | | |
| Parker | Freedom House | OVAG | \$42,000.00 |
| Parker | Freedom House | SAPCS-State | \$87,376.00 |
| Parker | Parker County | SAVNS | \$16,995.37 |
| Parmer | | | |
| Parmer | 287th Judicial District Attorney's Office | VCLG | \$39,715.00 |
| Polk | | | |
| Polk | Polk County | SAVNS | \$16,995.37 |
| Polk | Polk County Criminal District Attorney's Office | VCLG | \$42,000.00 |
| Potter | | | |
| Potter | Amarillo Area Court Appointed Special Advocates, Inc. | OVAG | \$42,000.00 |
| Potter | Family Support Services of Amarillo | OVAG | \$42,000.00 |
| Potter | Family Support Services of Amarillo | SAPCS-State | \$111,365.00 |
| Potter | Potter County | SAVNS | \$28,546.78 |
| Potter | Potter County | VCLG | \$42,000.00 |
| Potter | The Bridge | OVAG | \$42,000.00 |
| Rains | | | |
| Rains | Rains County | SAVNS | \$5,431.48 |
| Randall | | | |
| Randall | Randall County | SAVNS | \$16,995.37 |
| Refugio | | | |
| Refugio | Refugio County | SAVNS | \$6,389.38 |
| Roberts | | | |
| Roberts | Roberts County Attorney's Office | VCLG | \$42,000.00 |
| Robertson | | | |
| Robertson | Robertson County | SAVNS | \$5,431.48 |
| Rockwall | | | |
| Rockwall | Rockwall County | SAVNS | \$16,995.37 |
| Rusk | | | |
| Rusk | Rusk County | SAVNS | \$19,522.87 |
| Rusk | Rusk County Children's Advocacy Center, Inc. | OVAG | \$42,000.00 |
| San Jacinto | | | |
| San Jacinto | San Jacinto County | SAVNS | \$7,347.28 |
| San Patricio | | | |
| San Patricio | San Patricio County | SAVNS | \$16,995.37 |
| San Saba | | | |
| San Saba | San Saba County Attorney's Office | VCLG | \$42,000.00 |
| Scurry | | | |
| Scurry | Gateway Family Services, Inc. | OVAG | \$42,000.00 |

| COUNTY | AGENCY NAME | GRANT TITLE | AWARD AMOUNT |
|------------------|--------------------------------------------------|---------------------------------------------|----------------|
| Scurry | Gateway Family Services, Inc. | SAPCS-State | \$85,817.00 |
| Scurry | Scurry County | SAVNS | \$6,389.38 |
| Smith | | | |
| Smith | Children's Advocacy Center of Smith County, Inc. | OVAG | \$42,000.00 |
| Smith | East Texas Crisis Center, Inc. | OVAG | \$42,000.00 |
| Smith | East Texas Crisis Center, Inc. | SAPCS-State | \$91,971.00 |
| Smith | For The Silent | OVAG | \$42,000.00 |
| Smith | Smith County | SAVNS | \$28,546.78 |
| Somervell | | | |
| Somervell | Somervell County | SAVNS | \$6,389.38 |
| Statewide | | | |
| Statewide | Arrow Child & Family Ministries of Texas | OVAG | \$175,000.00 |
| Statewide | Austin Community Foundation | OVAG | \$175,000.00 |
| Statewide | Children's Advocacy Centers of Texas, Inc. | OVAG | \$175,000.00 |
| Statewide | Children's Connections, Inc. | OVAG | \$175,000.00 |
| Statewide | Legal Aid of NorthWest Texas | OVAG | \$175,000.00 |
| Statewide | Texas Advocacy Project, Inc. | OVAG | \$175,000.00 |
| Statewide | Texas Association Against Sexual Assault, Inc. | OVAG | \$175,000.00 |
| Statewide | Texas Association Against Sexual Assault, Inc. | SAPCS-Federal | \$514,500.00 |
| Statewide | Texas Association Against Sexual Assault, Inc. | SAPCS-State | \$299,469.00 |
| Statewide | Texas Association Against Sexual Assault, Inc. | SAPCS-State | \$99,999.00 |
| Statewide | Texas Association Against Sexual Assault, Inc. | Sexual Assault Services Program Grant | \$1,125,000.00 |
| Statewide | Texas Council on Family Violence, Incorporated | Domestic Violence High Risk Teams | \$30,000.00 |
| Statewide | Texas Council on Family Violence, Incorporated | OVAG | \$175,000.00 |
| Statewide | Texas Department of Criminal Justice | OVAG | \$175,000.00 |
| Statewide | Texas Department of Public Safety | OVAG | \$174,618.00 |
| Statewide | Texas Military Department | OVAG | \$175,000.00 |
| Statewide | Texas RioGrande Legal Aid, Inc. | CVCLS | \$769,143.00 |
| Statewide | Texas RioGrande Legal Aid, Inc. | OVAG | \$175,000.00 |
| Statewide | Texas RioGrande Legal Aid, Inc. | SAPCS-State | \$85,000.00 |
| Statewide | The Supreme Court of Texas | CVCLS | \$52,500.00 |
| Statewide | Texas RioGrande Legal Aid, Inc. | SAPCS-State | \$85,000.00 |
| Statewide | The Supreme Court of Texas | CVCLS | \$52,500.00 |
| Swisher | | | |
| Swisher | Swisher County | SAVNS | \$5,431.48 |
| Tarrant | | | |
| Tarrant | Alliance For Children, Inc. | OVAG | \$42,000.00 |
| Tarrant | CASA of Tarrant County, Inc. | OVAG | \$42,000.00 |
| Tarrant | City of Fort Worth Police Department | VCLG | \$42,000.00 |
| Tarrant | Community Enrichment Center, Inc. | OVAG | \$42,000.00 |
| Tarrant | Legal Aid of NorthWest Texas | CVCLS | \$510,185.00 |
| Tarrant | SafeHaven of Tarrant County | OVAG | \$42,000.00 |
| Tarrant | SafeHaven of Tarrant County | Domestic Violence High Risk Teams | \$52,500.00 |

| COUNTY | AGENCY NAME | GRANT TITLE | AWARD AMOUNT |
|-----------|-----------------------------------------------------------|-----------------------------------------|--------------|
| Tarrant | Tarrant County | SAVNS | \$77,276.08 |
| Tarrant | Tarrant County Criminal District Attorney | VCLG | \$42,000.00 |
| Tarrant | The Women's Center of Tarrant County, Inc. | OVAG | \$42,000.00 |
| Tarrant | The Women's Center of Tarrant County, Inc. | SAPCS-State | \$227,853.00 |
| Taylor | | | |
| Taylor | Big Country Court Appointed Special Advocates, Inc. | OVAG | \$42,000.00 |
| Taylor | City of Abilene Police Department (Child Advocacy Center) | OVAG | \$42,000.00 |
| Taylor | Noah Project, Inc. | OVAG | \$42,000.00 |
| Taylor | Noah Project, Inc. | SAPCS-State | \$86,994.00 |
| Taylor | Regional Crime Victim Crisis Center | OVAG | \$42,000.00 |
| Taylor | Regional Crime Victim Crisis Center | SAPCS-Federal | \$85,000.00 |
| Taylor | Regional Crime Victim Crisis Center | SAPCS-State | \$86,430.00 |
| Taylor | Taylor County | SAVNS | \$28,546.78 |
| Terry | | | |
| Terry | Terry County | SAVNS | \$6,389.38 |
| Titus | | | |
| Titus | City of Mount Pleasant Police Department | VCLG | \$42,000.00 |
| Titus | Shelter Agencies for Families in East Texas, Inc. | OVAG | \$42,000.00 |
| Titus | Shelter Agencies for Families in East Texas, Inc. | SAPCS-State | \$88,068.00 |
| Titus | Titus County | SAVNS | \$6,389.38 |
| Tom Green | | | |
| Tom Green | Open Arms Rape Crisis Center & LGBT+ Services | OVAG | \$42,000.00 |
| Tom Green | Open Arms Rape Crisis Center & LGBT+ Services | SAPCS-State | \$87,614.00 |
| Tom Green | The Children's Advocacy Center of Tom Green County, Inc. | OVAG | \$42,000.00 |
| Tom Green | The Institute of Cognitive Development, Inc. | OVAG | \$42,000.00 |
| Tom Green | Tom Green County | SAVNS | \$28,546.78 |
| Tom Green | Tom Green County Attorney's Office | VCLG | \$42,000.00 |
| Tom Green | Tom Green County District Attorney's Office | VCLG | \$42,000.00 |
| Tom Green | Tom Green County Sheriff's Office | OVAG | \$42,000.00 |
| Travis | | | |
| Travis | American Gateways | CVCLS | \$30,435.00 |
| Travis | American Gateways | OVAG | \$42,000.00 |
| Travis | Austin Child Guidance Center | OVAG | \$42,000.00 |
| Travis | Center for Child Protection | OVAG | \$42,000.00 |
| Travis | Court Appointed Special Advocates of Travis County | OVAG | \$42,000.00 |
| Travis | Family Eldercare, Inc. | OVAG | \$42,000.00 |
| Travis | Literacy Coalition of Central Texas | OVAG | \$41,689.00 |
| Travis | SAHELI | OVAG | \$41,800.00 |
| Travis | SAHELI | SAPCS-State | \$85,890.00 |
| Travis | Texas Legal Services Center | CVCLS | \$98,315.00 |
| Travis | The Christi Center, Inc. | OVAG | \$42,000.00 |
| Travis | The SAFE Alliance | OVAG | \$42,000.00 |
| Travis | The SAFE Alliance | SAPCS-State | \$155,497.00 |
| Travis | Travis County | SAVNS | \$32,615.44 |
| Travis | Travis County Attorney's Office | Domestic Violence High Risk Teams | \$50,000.00 |
| Travis | Travis County Attorney's Office | OVAG | \$42,000.00 |
| Travis | Travis County District Attorney's Office | VCLG | \$42,000.00 |
| Travis | Volunteer Legal Services of Central Texas | CVCLS | \$28,047.00 |

| COUNTY | AGENCY NAME | GRANT TITLE | AWARD AMOUNT |
|------------|---------------------------------------------------------|---------------|--------------|
| Trinity | | | |
| Trinity | Trinity County | SAVNS | \$5,431.48 |
| Tyler | | | |
| Tyler | Tyler County | SAVNS | \$6,389.38 |
| Upton | | | |
| Upton | Upton County | SAVNS | \$5,431.48 |
| Van Zandt | | | |
| Van Zandt | Children's Advocacy Center of Van Zandt County, Inc. | OVAG | \$42,000.00 |
| Van Zandt | Van Zandt County | SAVNS | \$16,995.37 |
| Victoria | | | |
| Victoria | Golden Crescent Court Appointed Special Advocates, Inc. | OVAG | \$40,089.00 |
| Victoria | Hope of South Texas, Inc. | OVAG | \$42,000.00 |
| Victoria | Mid-Coast Family Services, Inc. | OVAG | \$42,000.00 |
| Victoria | Mid-Coast Family Services, Inc. | SAPCS-State | \$87,625.00 |
| Victoria | Victoria County | SAVNS | \$16,995.37 |
| Victoria | Victoria County Criminal District Attorney's Office | VCLG | \$42,000.00 |
| Victoria | Victoria County Sheriff's Office | VCLG | \$42,000.00 |
| Walker | | | |
| Walker | Court Appointed Special Advocates of Walker County | OVAG | \$30,370.00 |
| Walker | SAAFE House | OVAG | \$41,847.00 |
| Walker | SAAFE House | SAPCS-State | \$86,996.00 |
| Walker | Walker County | SAVNS | \$16,995.37 |
| Waller | | | |
| Waller | Family Ties Family Resource Services | OVAG | \$42,000.00 |
| Waller | Family Ties Family Resource Services | SAPCS-State | \$90,421.00 |
| Waller | Focusing Families | OVAG | \$42,000.00 |
| Waller | Focusing Families | SAPCS-Federal | \$85,000.00 |
| Waller | Focusing Families | SAPCS-State | \$86,069.00 |
| Waller | Waller County | SAVNS | \$16,995.37 |
| Washington | | | |
| Washington | 21st Judicial District Attorney's Office | OVAG | \$42,000.00 |
| Washington | CASA for Kids of South Central Texas | OVAG | \$41,979.00 |
| Washington | Washington County | SAVNS | \$16,995.37 |
| Webb | | | |
| Webb | Casa de Misericordia | OVAG | \$41,425.00 |
| Webb | Children's Advocacy Center of Laredo-Webb County | OVAG | \$41,636.00 |
| Webb | Serving Children and Adults in Need, Inc. | OVAG | \$42,000.00 |
| Webb | Serving Children and Adults in Need, Inc. | SAPCS-Federal | \$85,000.00 |
| Webb | Serving Children and Adults in Need, Inc. | SAPCS-State | \$107,073.00 |
| Webb | Webb County | SAVNS | \$28,546.78 |
| Webb | Webb County District Attorney's Office | OVAG | \$42,000.00 |
| Wharton | | | |
| Wharton | Wharton County | SAVNS | \$16,995.37 |
| Wharton | Wharton County District Attorney's Office^ | OVAG | \$5,838.00 |
| Wharton | Wharton County District Attorney's Office^ | VCLG | \$33,222.00 |
| Wichita | | | |
| Wichita | Child Advocates CASA of Red River | OVAG | \$42,000.00 |
| Wichita | First Step of Wichita Falls, Inc. | OVAG | \$42,000.00 |
| Wichita | First Step of Wichita Falls, Inc. | SAPCS-State | \$88,660.00 |
| Wichita | Wichita County | SAVNS | \$32,615.44 |

| COUNTY | AGENCY NAME | GRANT TITLE | AWARD AMOUNT |
|------------|-------------------------------------------------------------|---------------|--------------|
| Williamson | | | |
| Williamson | CASA of Williamson County Texas | OVAG | \$36,960.00 |
| Williamson | Williamson County | SAVNS | \$28,546.78 |
| Williamson | Williamson County Crisis Center | OVAG | \$41,962.00 |
| Williamson | Williamson County Crisis Center | SAPCS-Federal | \$85,000.00 |
| Williamson | Williamson County Crisis Center | SAPCS-State | \$109,062.00 |
| Wilson | | | |
| Wilson | Children's Alliance of South Texas, A Child Advocacy Center | OVAG | \$42,000.00 |
| Wilson | Wilson County | SAVNS | \$16,995.37 |
| Wise | | | |
| Wise | Wise County | SAVNS | \$11,964.97 |
| Wise | Wise County Domestic Violence Task Force | SAPCS-State | \$86,401.00 |
| Wood | | | |
| Wood | Northeast Texas Child Advocacy Center, Inc. | OVAG | \$42,000.00 |
| Wood | Wood County | SAVNS | \$16,995.37 |
| Zapata | | | |
| Zapata | Zapata County | SAVNS | \$5,431.48 |

* Received additional funding in August 2019 to be used for providing services to primary, secondary, and tertiary victims of the mass shooting which occurred in El Paso, Texas on August 3, 2019.

^ Partially funded with OVAG funds and VCLG funds for VCLG purpose area

^^ VCLG purpose area grants awarded with OVAG funding

