

CRIME VICTIM SERVICES 2023 ANNUAL REPORT
ADVOCACY TO ACTION



TABLE OF CONTENTS

CRIME VICTIM SERVICES 2023 ANNUAL REPORT *Advocacy to Action*

Letter from Texas Attorney General Ken Paxton	5
Retrospective of the CVC History & Fund	6
CVC Revenue Resources	10
CVC Financial Summary	11
CVC Fund Appropriations	12
CVC Program Overview	13
CVC Activity Summary	15
CVC Applications by Type of Crime	16
CVC Applications by Age and Gender	17
CVC Covered Crime-Related Costs	18
CVC Payments by Benefit	21
CVC Payments by Type of Crime	22
CVC Payments by Age and Gender	23
CVC Annual Payout Summary	24
CVC Activity Summary by County	25
Grants Overview	31
Grant Funding & Crime Victims' Compensation by County (Map of Regions)	32
Other Victim Assistance Grants	39
Victim Coordinator and Liaison Grants	40
Sexual Assault Prevention and Crisis Services Grant	41
Texas Statewide Automated Victim Notification System	42
Domestic Violence High Risk Teams Grant	43
Crime Victim Civil Legal Services Grants	44
Sexual Assault Services Program Grant	45
Victim Assistance Grants Funded by County	46



December 9, 2023

The Honorable Greg Abbott, Governor

The Honorable Dan Patrick, Lieutenant Governor

The Honorable Dade Phelan, Speaker of the House

At the end of another legislative session, we are proud to present the Crime Victim Services Annual Report. This report is an overview of the victim support services offered throughout the previous year. The report also shows how invaluable the contributions of stakeholders are to implementing the programs that impact the lives of those affected by crime.

This legislative session was characterized by various stakeholder's commitment to improve crime victim services. Communities, advocacy groups, and individuals directly impacted by crime came together to advocate for change. These stakeholders expressed their concerns, and proposed solutions, and were heard. These stakeholders played a pivotal role in identifying areas where improvements could be made.

In response to this advocacy, our legislature acted by introducing a series of bills aimed to improve victim services. These legislative initiatives showed the elected representatives' dedication to creating a safer and more supportive environment for crime victims. This is emblematic of the longstanding shared commitment to improving the quality of services available to Texas victims.

Many of these proposed changes were enacted and are now law. As we move forward with implementation of these changes, we are leading the way in improving crime victim services for the citizens of Texas. The enacted legislation builds on the strong foundation for important changes to the CVC Program. The ongoing work to put them into action shows the shared commitment to improving victim services. In the past fiscal year alone, we received 41,919 applications and disbursed \$58,701,305.38 to aid crime victims. This report examines the progress made so far, underscoring our dedication to a safer future for all.

Sincerely,

A handwritten signature in black ink that reads "Ken Paxton".

Ken Paxton
Attorney General of Texas

Retrospective of the Crime Victims' Compensation PROGRAM & FUND HISTORY

1979 66th Texas Legislature created the Crime Victims' Compensation Program.

SB 21: Effective January 1, 1980, the Texas Crime Victims' Compensation Act established the Compensation to Victims of Crime Fund (CVC Fund) and the Crime Victims' Compensation (CVC) Program to compensate victims of violent crime for their crime-related losses. Revenues for the CVC Fund came from court costs assessed on felonies and certain misdemeanors.

1980 There were insufficient funds available to compensate all CVC applications.

1981 Collected revenues were insufficient to pay CVC applications. A waiting list for payments was established on December 31, 1980. The maximum amount payable per application was \$50,000.

1982 Funding for the program was limited. Approved CVC applications on the waiting list were paid as money became available.

1983 68th Legislature:
Reduced maximum amount per application. The waiting list for CVC application payments was abolished.

1984 CVC began the 1984 fiscal year with a \$2 million deficit.

1985 69th Legislature:
SB 76: Prohibited compensation for offenders, accomplices, or persons incarcerated at the time of the crime; extended compensation to a victim residing in the same household as the offender except for loss of earnings and support; expanded the definition of victim to include residents of other states if the crime occurred in Texas; provided coverage for victims of federal crimes; and added the definition for personal injury. Victims of Crime Act (VOCA) was signed into federal law on October 12, 1984. Several changes were made to state law to receive federal funding.

HB 560: Extended time for filing a CVC application if victim was "reasonably" prevented from filing because of a physical incapacity resulting from the crime.

SB 76: Extended collection of Class C misdemeanors to include traffic violations, other than violations relating to parking or pedestrians.

The Appropriation Act authorized medical cost containment for medical bills to make sure that all bills were necessary and crime-related. The program began reviewing medical bills under this provision.

1986 The CVC Fund received the first VOCA grant totaling \$1.47 million.

1987 70th Legislature:

HB 878: Removed the need for financial stress as a requirement to receive compensation; extended mental health compensation to family members who resided in the same household with a child or a deceased victim; raised maximum compensation for childcare; and defined immediate family members.

1988 The CVC Fund balance continues to decline.

1989 71st Legislature:

SB 1133: Placed restrictions on the use of money from the CVC Fund.

1990 After only ten years of the program's existence, the number of CVC applications received had increased from 1,060 in 1980 to 10,273 in 1990.

1991 SB 616: Effective September 1, 1991, administrative authority of the CVC program transferred to the Office of the Attorney General (OAG).

1993 73rd Legislature:

The financial soundness of the fund was jeopardized when requests for victim compensation exceeded the amount of funds received from court costs and fees.

HB 2178: Effective August 30, 1993, increased the dollar amount of court costs deposited into the CVC fund; allowed for parolees to pay monthly fee; allowed money received from gifts, grants, and donations to be deposited into the CVC Fund; and placed restrictions on the use of money from the CVC Fund.

1994 Court fees deposited into the CVC Fund increased more than 90 percent from 1993. After March 15, 1994, compensation was restored to full payment.

1995 74th Legislature:

SB 1049: Ordered payment of health care services according to medical fee guidelines. This resulted in a reduction of the amount paid to service providers for health care services. It also provided that payments accepted by the provider are considered payment in full.

SB 1049: Increased the maximum award for a CVC application for catastrophic injuries from \$25,000 to \$50,000; added crime scene cleanup reimbursement; added dependent care when the need for care resulted from the crime; added vehicular offenses such as DWI and Criminally Negligent Homicide as compensable crimes; expanded claimant definition to include all immediate family members of a child or a deceased victim; added definition for household member; expanded definition for victim; included mental harm in definition of physical injury; allowed for denial of application when claimant or victim involved in illegal activity; and added reimbursements for property seized as evidence.

1997 75th Legislature:

In 1997, the fund became a constitutionally dedicated account that can be used only for the purpose of providing victim-related compensation or assistance. Also, in 1997 the legislature amended the Texas Code of Criminal Procedure to authorize the appropriation of monies from the Compensation to Victims of Crime Fund for grants and contracts supporting victim-related services or assistance. That same legislative session the first appropriation from the fund was made for the purpose of providing grants and contracts supporting victim-related services or assistance. The OAG received an appropriation of \$1 million from the fund for providing a grant to the statewide organization for the Court Appointed Special Advocates (CASA) Program.

SB 987: Allowed the Legislature to appropriate money from the CVC Fund to state agencies delivering or funding victim-related services; authorized the OAG to use money appropriated from the CVC Fund for grants or contracts supporting victim-related services.

HB 3062: Increased maximum award on a CVC application from \$25,000 to \$50,000 and the maximum on catastrophic cases from \$50,000 to \$100,000; added lost wages and travel for participation in the criminal justice process or for medical care; added firefighters and peace officers as eligible victims; removed life insurance and vacation/sick leave benefits as collateral sources;

added international terrorism as a compensable crime; allowed eligibility for Texas residents victimized in another country without a compensation program; amended definition of immediate family member; provided for loss of support in cases not involving a deceased victim; and changed filing times and reporting limits for CVC applications.

1999 76th Legislature:

HB 3255: Added \$3,800 relocation/rental reimbursement for victims of domestic violence.

2001 77th Legislature:

In 2001, the Legislature added an appropriation from the fund to the OAG for the purpose of providing grants to a broad range of victim-related service organizations. Victim services such as domestic violence shelters, rape crisis centers, hotlines, victim advocacy, and education were made available as a result of these grants.

HB 131: Provided reimbursements to law enforcement agencies for forensic sexual assault exams.

HB 519: Added relocation/rental reimbursement for victims of sexual assault occurring in their residence and changed the term “domestic violence” to “family violence,” assigning the same meaning of family as found in Texas Family Code Section 71.004.

SB 850: Added Disabled Peace Officer compensation, providing an additional \$200,000.

SB 1202: Increased maximum amount payable on a CVC application for catastrophic injuries from \$100,000 to \$125,000.

2002 Beginning with the 2002-03 biennium, legislative appropriations from the fund began to exceed revenues.

2003 78th Legislature:

HB 1895: Added compensation for bereavement leave.

SB 1015: Added reimbursement for travel to an execution.

2007 80th Legislature:

SB 1580: Requires the Texas Department of Criminal Justice to contract with a private vendor to provide pay telephone services to inmates. The Compensation to Victims of Crime Fund receives the first \$10 million in revenue and 50 percent of revenue beyond \$10 million.

Retrospective of the Crime Victims' Compensation **PROGRAM & FUND HISTORY** *(continued)*

HB 1751: A \$5 fee was placed on patrons of sexually oriented businesses, of which, up to \$25 million in revenue per biennium would be transferred into the Sexual Assault Program Fund to be used for awarding grants to sexual assault programs and rape crisis centers across the state.

2008 The Texas Department of Criminal Justice officially entered into a contract to provide telephone services stemming from the passage of SB 1580 in 2007.

2009 81st Legislature:

SB 1377: Authorizes the Attorney General to transfer up to 50 percent of any remaining money in excess of \$5 million into the Crime Victims' Compensation Fund to be used for compensation payments.

HB 2626: Provided for adult victims of sexual assault who have not filed a police report to obtain a forensic medical exam. CVC reimburses the Department of Public Safety for the cost of the exam.

SB 808 and **HB 2916:** Provide for reimbursement of pecuniary loss arising from homicides occurring before January 1, 1980, if the identity of the victim was established by a law enforcement agency on or after January 1, 2009.

2011 The CVC Fund was confronted with the possibility of serious shortfall by 2013 due to declining revenues from court fees, which constitute approximately 86 percent of the fund's state revenue. Facing a \$23 billion budget deficit for the 2012-2013 biennium, the state utilized CVC Fund dollars to increase direct appropriations from the fund to specific crime victim services organization and state agencies.

2013 83rd Legislature:

SB 8: Added victims of trafficking of persons to the list of eligible participants in the Address Confidentiality Program and made trafficking victims eligible for reimbursement for relocation expenses.

HB 3241: After attorney fees and court costs, the first \$10 million awarded to the state in civil racketeering suits related to trafficking of persons is made to the credit of the CVC Fund.

2015 84th Legislature:

HB 10: Victims of trafficking are no longer denied compensation for participating in the criminally injurious conduct giving rise to their application or being involved in illegal behavior at the time of their injuries. Both changes to the law were already part of CVC's internal policies and administrative rules.

HB 1446: Authorizes CVC to reimburse victims of sexual assault for certain costs associated with the initial visit to a hospital following a sexual assault (e.g. emergency medical care, prescription drugs prescribed during the initial visit, transportation to the hospital) even if those victims choose to not report the crime or are otherwise ineligible for CVC. This bill also provides rent and relocation assistance for victims of stalking.

2016 CVC makes administrative rule changes as authorized by the CVC Act to increase the amount of financial assistance a victim of violent crime may receive. This is the first increase for some limits since the 1990s.

The increased limits took effect for violent crimes committed on or after July 15, 2016.

2017 85th Legislature:

SB 843: Provides greater protections for victims by prohibiting the disclosure and use of certain information regarding the Crime Victims' Compensation Act.

HB 1866: Temporarily halts the annual transfer of excess funds from the Compensation to Victims of Crime Auxiliary Fund to the Compensation to Victims of Crime Fund for the 2018-2019 biennium. The transfer will resume beginning September 1, 2019.

SB 4: A local entity or campus police department which prohibits or materially limits the enforcement of immigration laws is subject to a civil penalty. Civil penalties collected are deposited into the Crime Victim's Compensation Fund.

HB 29: Amended the definition of "pecuniary loss" in Art. 56.32(a), Code of Criminal Procedure, to include specialized care for child victims. This change allows reimbursement for certain costs related to specialized treatment facilities for child victims that would not otherwise qualify as childcare under the CVCA.

2018 CVC launched a new portal within the agency's official website that enables crime victims, claimants and their advocates to submit applications, upload crime-related bills and follow each step of the claim and bill review process with near real-time updates.

2019 86th Legislature:

HB 616: Changed the way costs for the forensic portion of sexual assault exams are reimbursed. Prior to 9/1/19, these costs were paid by law enforcement and reimbursed to law enforcement by CVC. After 8/31/19, costs are reimbursed directly to the medical facilities by CVC.

HB 2079: Allows for the relocation of children who are victims of a murder attempt in their residence for crimes dated after 8/31/19.

2020 CVC launched new capabilities within its existing online portal that allows medical providers to submit applications and review payment status of reimbursement requests for the forensic costs of sexual assault exams conducted after 8/31/19 to meet requirements of HB 616.

2021 87th Legislature

HB 1172: Law Enforcement shall request sexual assault exam if assault reported within 120 hours

HB 2462 and **HB 2706**, passed during the 87th Legislature, made changes regarding sexual assault exams and the reimbursement process. These changes impact medical professionals and law enforcement agencies. These changes were effective September 1, 2021.

HB 2462: Law Enforcement shall request sexual assault exam for minor no matter when assault is reported.

HB 2706: Sexual Assault Forensic Exam – Safe ready programs are eligible for sexual assault exam reimbursement.

SB 957: OAG may not deny or reduce award based on interactions with law enforcement at crime scene or hospital unless the OAG finds that the claimant or victim interactions at the crime scene or hospital failed or refused to substantially cooperate with the law enforcement agency

HB 2301: ACP participant name changes.

2022 The OAG replaced Texas Administrative Code Chapter 61, Subchapter K, which was repealed, with new Chapter 64 that addresses the administration of the Address Confidentiality Program.

2023 SB 49: Allows more people to make a claim for family violence, expands the definition of abuse, removes requirements for family relationships, and increases the amount of financial assistance available for relocation and housing expenses.

SB 1401: Increasing a victim's ability to obtain sexual assault exams and Crime Victims Compensation while removing sexual assault exam reimbursement process hurdles.

HB 90: Awards line-of-duty death benefits to Texas military members who are a victim of border crime.

HB 1161: Adding child abduction as covered under ACP.

Crime Victims' Compensation

REVENUE SOURCES

The Crime Victims' Compensation (CVC) Program is supported through a legislative appropriation from the Compensation to Victims of Crime Fund (the Fund). The passage of the Crime Victims' Compensation Act in 1979 reflected the Legislature's intent for the Fund -- to assist innocent victims of violent crime and to encourage greater public cooperation in the investigation and prosecution of criminals. The Fund represents public policy at its best: revenue for the Fund is collected from offenders through criminal court costs, fees, and fines, while victims of violence are assisted with expenses related to the crime.

In **FY2023**, the Fund received revenue from the following sources:

State Court Costs **\$42,758,665.04**

CVC received 24.6704 percent of all consolidated courts costs submitted to the comptroller by local governmental entities for felony and misdemeanor convictions. The calculated amount of court costs received is by type of conviction (*Texas Local Government Code* §133.102(e)(8)):

- **Felony Conviction = \$45.64**
- **Class A or Class B Misdemeanor Conviction = \$36.27**
- **Class C Misdemeanor Conviction = \$15.30**

Federal VOCA Grant **\$5,186,841.51**

The federal Victims of Crime Act (VOCA) allows the collection of fines, fees, and forfeitures for federal convictions. Passed in 1984, VOCA has awarded grants to the Texas CVC since 1986. These grants are based on a formula that gives each state an amount equal to 75 percent of the state funds paid to victims by the CVC program two years prior. (*34 U.S. Code §20101 et. seq.*)

Restitution **\$715,867.58**

Offenders may be ordered to reimburse the fund for compensation payments made on behalf of those they have victimized. CVC staff provides local prosecutors with information on the amount of money that has been paid so that reimbursement to the Fund can be included in restitution orders. (*Texas Code of Criminal Procedure art. 42.037(a) and (g)*)

Parolee Supervision Fee **\$4,028,245.40**

Offenders on parole for crimes that occurred after September 1, 1993, pay \$8 per month to the Fund. The state's parole officers are to be commended for their efforts to collect these fees from parolees. (*Texas Government Code Section §508.182(a)(2) and (e)*)

Offender Inmate Telephone Revenue **\$16,475,240.82**

The Texas Department of Criminal Justice (TDCJ) Offender Telephone System allows eligible offenders to make paid telephone calls to family and friends. Offenders with major disciplinary problems, gang affiliations, or on death row will not have access to the telephone system. By statute, TDCJ shall transfer 50 percent of all commissions paid by the vendor to the fund, with the first \$10 million collected each year to be credited to the fund. (*Texas Government Code Section §495.027(c)*)

Donations **\$123,729.20**

Jurors are provided information about the Fund and are offered the option to donate their daily reimbursement to the Fund. (*Texas Government Code Section §61.003(a)(1)*)

Subrogation **\$209,153.63**

By statute, the Attorney General must ask that the victim or claimant reimburse the Fund for the amount paid on behalf of the victim, up to the amount of the civil award when a crime victim is awarded money in a civil suit. (*Texas Code of Criminal Procedure art. 56B.202*)

American Rescue Plan Act **\$54,756,000.00**

In keeping with the legislature's longstanding support of Fund 0469, this 2-year appropriation awarded through Senate Bill 8 (88th Legislature, 3rd called Special Session) replenishes revenues lost during the pandemic and helps offset threats to the long-term viability of Fund 0469. These funds are a large contributor to the fund earning greater interest on the account balance.

Crime Victims' Compensation

FINANCIAL SUMMARY

FISCAL ACTIVITY SUMMARY

FOR THE FISCAL YEAR ENDING AUGUST 31, 2023

Receipts	
Federal COVID and ARPA Grants	\$25,078,554.18
Court Fees Deposited	\$42,758,665.04
Restitution	\$719,549.72
Grants/Donations	\$123,823.20
Fees for Admin. Services	\$20,489,383.09
Restitution Installment Fee	\$1,762.39
Subrogation	\$209,153.63
Interest on State Deposits and Treasury Investments	\$2,591,783.91
Other Receipts	\$0.00
Total Receipts	\$91,972,675.16
Disbursements	
Benefits Paid to Victims of Crime	\$58,568,177.11
Administrative Costs:	
Salaries, Wages and Payroll Related Costs	\$6,186,286.64
Professional Fees/Services and Maintenance	\$834,646.96
Travel	\$4,887.69
Materials, Supplies, Printing and Reproduction	\$547,791.03
Communications and Utilities	\$129,049.04
Rentals and Leases	\$438,722.00
Other Expenses	\$425,824.10
Capital Outlay	\$0.00
Total Administrative Costs	\$8,567,207.46
Total OAG Disbursements	\$67,135,384.57

Receipt amounts vary from Revenue Sources on Page 10 due to timing issues.

Crime Victims' Compensation

FUND APPROPRIATIONS

	2014-2015 Biennium (1)	2016-2017 Biennium (1)	2018-2019 Biennium	2020-2021 Biennium	2022-2023 Biennium
Attorney General:					
Crime Victims' Compensation	165,690,442	160,546,809	131,262,110	163,253,258	170,578,209
Appropriated Federal Match	(65,164,865)	(53,983,851)	(49,141,370)	(62,593,572)	(45,951,851)
Crime Victims' Compensation:	\$100,525,577	\$106,562,958	\$82,120,740	\$100,659,686	\$124,626,358
Victim Assistance: ⁽²⁾					
Victim Coordinator/Liaison Grants	2,788,300	3,275,707	4,879,906	4,862,002	236,302
Statewide Victim Notification System	3,710,839	4,320,898	6,230,686	6,046,228	4,500,882
Sexual Assault and Crisis Prevention	7,832,404	2,094,838	2,065,594	2,411,574	-
Other Victim Assistance Grants	12,055,935	14,159,798	21,699,090	21,597,720	18,526,526
Children's Advocacy Centers	8,910,032	-	-	-	-
Court Appointed Special Advocates	9,468,090	-	-	-	-
Legal Services Grants	2,784,732	3,261,831	5,000,000	5,000,000	5,000,000
Sexual Assault Services Grant (TAASA)	417,710	489,274	750,000	750,000	-
Victim Assistance Total:	\$47,968,042	\$27,602,346	\$40,625,276	\$40,667,524	\$28,263,710
Attorney General Total:	\$148,493,619	\$134,165,304	\$122,746,016	\$141,327,210	\$152,890,068
Other Agencies:					
ERS - Peace Officer Death Benefit	3,392,648	6,392,648	8,098,818	8,392,648	8,392,648
HHSC - Family Violence Services	-	-	-	-	-
HHSC - Child Advocacy Programs ⁽³⁾	-	20,459,686	20,459,686	20,459,688	20,459,688
Other Agencies Total:	\$3,392,648	\$26,852,334	\$28,558,504	\$28,852,336	\$28,852,336
FUND 469 APPROPRIATION TOTAL ⁽⁴⁾:	\$151,886,267	\$161,017,638	\$151,304,520	\$170,179,546	\$181,742,404

⁽¹⁾ The 2014/15 and 2016/17 Biennial amounts include an estimate for legislatively mandated salary increases.

⁽²⁾ The 2014/15 thru 2022/23 Biennial amounts for the Victim Assistance programs reflect only the appropriations from the Compensation to Victims of Crime Fund (Fund 469). The Legislature provided additional appropriations for each of the programs listed from general revenue funds and the Sexual Assault Program Fund (Fund 5010).

⁽³⁾ The funding for Children's Advocacy Centers and Court Appointed Special Advocates was transferred by the legislature from the OAG to HHSC in 2016/17.

⁽⁴⁾ Total legislative appropriations from the Compensation to Victims of Crime Fund (Fund 0469).

ERS = Employees Retirement System

HHSC = Department of Health and Human Services

Crime Victims' Compensation PROGRAM OVERVIEW

The Crime Victims' Compensation (CVC) Program is administered by the Office of the Attorney General (OAG) and provides victims of violent crime financial assistance for certain crime-related expenses. CVC staff work with victims and claimants to coordinate available resources to minimize the “out of pocket” expenses incurred as the result of the crime.

Program Eligibility

- The crime must occur in Texas to a U.S. resident; or the victim is a Texas resident and the crime occurred in a country that does not offer crime victims' compensation.
- The crime must be reported to an appropriate law enforcement agency. This requirement does not apply if the victim is only seeking Emergency Medical Care Compensation.
- The victim or claimant must cooperate with the law enforcement investigation. This requirement does not apply if the victim is only seeking Emergency Medical Care Compensation.
- The victim or claimant must apply within three (3) years from the date of the crime unless good cause is shown e.g., age of the victim, mental or physical capacity of the victim, etc.
- A victim or claimant is:
 - Someone who was injured or died because of the crime or while aiding a crime victim
 - A first responder who was injured or died while responding to the crime
 - A person who assumes legal responsibilities or pays crime-related bills
 - Someone authorized to act on behalf of a victim such as a parent or guardian
 - A dependent of a deceased victim
 - An immediate family or household member who require mental health care because of the crime
- A victim or claimant must not have:
 - Participated in the crime
 - Committed illegal activity at the time of the crime. This requirement does not apply to a person who seeks compensation if the illegal activity the person engaged in was the result of human trafficking.
 - Shared responsibility for the crime due to behavior
 - Given false information to the program
 - Been incarcerated at the time of the crime

Covered Crimes

Crimes or attempted crimes that caused physical or mental injury or death are covered such as:

- Assault
- Family Violence
- Kidnapping
- Child Abuse
- Hit and Run
- Robbery
- Child Sexual Assault
- Homicide
- Sexual Assault
- DWI
- Human Trafficking
- Stalking
- Elder Abuse

Identity theft and property crimes are not covered.

Compensation Limits and Collateral Sources

Total compensation is limited to \$50,000. Crime victims who suffer total and permanent disability because of a crime may qualify for additional compensation of up to \$75,000 to be used for specific and limited expenses, such as prosthetics, rehabilitation, or accessibility renovations. Compensation may be limited or unavailable based on laws in effect at the time of the crime.

CVC is the last source of payment by law. All other collateral sources must pay before any payment by the program. A collateral source is any other readily available resource that can be used to cover crime-related costs. Examples of collateral sources are:

- Medical Insurance
- Dental Insurance
- Medicare/Medicaid
- Vehicle Insurance
- Homeowners/Renters Insurance
- Workers' Compensation
- Settlements

Additional information about each cost, including specific limits, can be found in the Covered Crime-related Costs section on the CVC webpage.

Crime Victims' Compensation

PROGRAM OVERVIEW

(continued)

Applying for Compensation

The CVC Portal, within the agency's official website, enables victims and claimants to apply online for Crime Victims' Compensation and Emergency Medical Care Compensation for sexual assault exams. The portal allows crime victims, claimants, and their advocates to submit applications, upload crime-related bills and follow each step of the claim and bill review process with near real-time updates.

English and Spanish applications can also be downloaded from the OAG website, www.texasattorneygeneral.gov, or obtained directly from CVC.

Additionally, every law enforcement agency and prosecutor's office in Texas is required by statute to provide victims of crime with information about CVC. Applications are also available at hospitals and nonprofit agencies that work with crime victims.

Application Assistance

CVC Program staff is available to assist victims and their families in accessing information about the program and the application process.

To contact the CVC Program,

Call: (800) 983-9933

Or write: Office of the Attorney General
Crime Victim Services Division
Crime Victims' Compensation Program
P. O. Box 12198
Austin, Texas 78711-2198

Crime Victims' Compensation
ACTIVITY SUMMARY

41,919 **total applications received** from victims of crime and health care providers in Fiscal Year 2023

25,414
applications were filed by victims of crime

16,505
applications were filed by health care providers for sexual assault exam reimbursements

14,331 victim applications were reviewed for eligibility

11,623
applications were approved

2,708
applications were denied

81.10%
percent of all reviewed applications were approved

23,207 **total applications awarded** benefits to victims of crime and health care providers

7,301
victim applications were awarded benefits

\$6,275
was the average amount awarded per victim application

15,906
sexual assault exam reimbursements were made

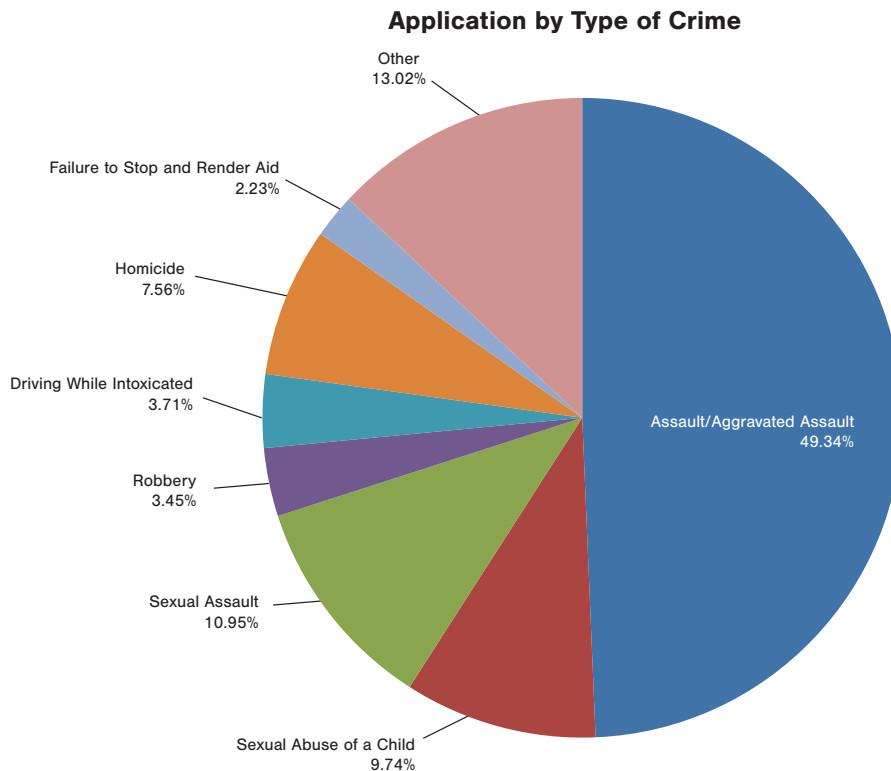
\$785
was the average amount awarded per sexual assault exam reimbursement

The total number of applications approved, reviewed or denied may not equal the number of applications received. For example, claims received in the latter part of August 2023 may not be reviewed or approved until September 2023 (the first month of fiscal year 2024) and would therefore be included in next year's report. The same explanation applies to award payments, which in some cases may extend over several years

APPLICATIONS BY TYPE OF CRIME

Type of Crime	Applications	Percent
Assault/Aggravated Assault	12,539	49.34%
Sexual Assault	2,784	10.95%
Sexual Abuse of a Child	2,476	9.74%
Homicide	1,921	7.56%
Driving While Intoxicated	942	3.71%
Robbery	878	3.45%
Failure to Stop and Render Aid	567	2.23%
Other		
Unknown/Other Crime	1,333	5.25%
Terroristic Threat	377	1.48%
Physical Abuse of a Child	289	1.14%
Vehicular Assault	202	0.79%
Vehicular Manslaughter	195	0.77%
Stalking	179	0.70%
Burglary	172	0.68%
Harassment	144	0.57%
Physical Abuse of Elderly	109	0.43%
Child Pornography	104	0.41%
Kidnapping	73	0.29%
Human Trafficking	70	0.28%
Arson	35	0.14%
Criminally Negligent Homicide	25	0.09%
TOTAL	25,414	100.00%

Excludes sexual assault exam reimbursement applications sent by health care providers.

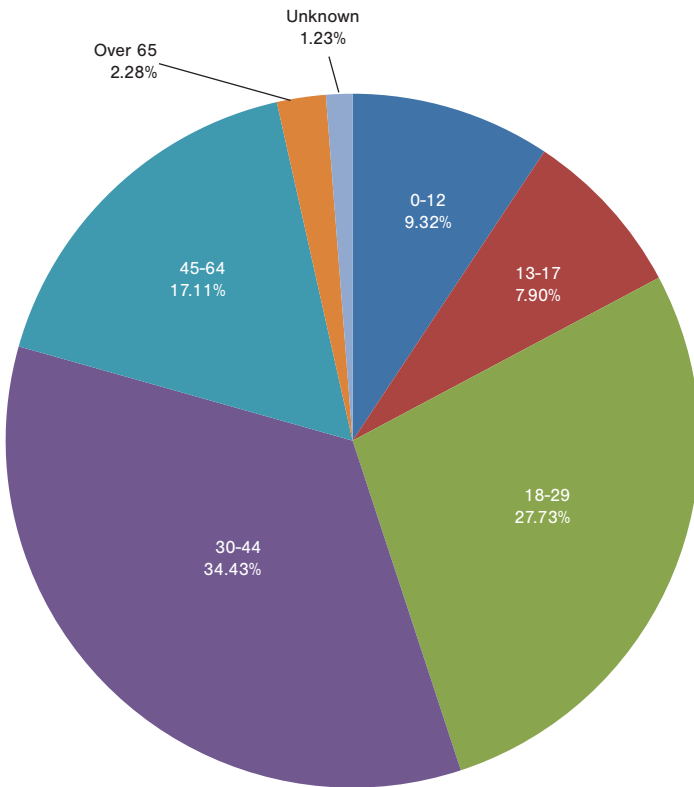


Crime Victims' Compensation APPLICATIONS BY AGE & GENDER

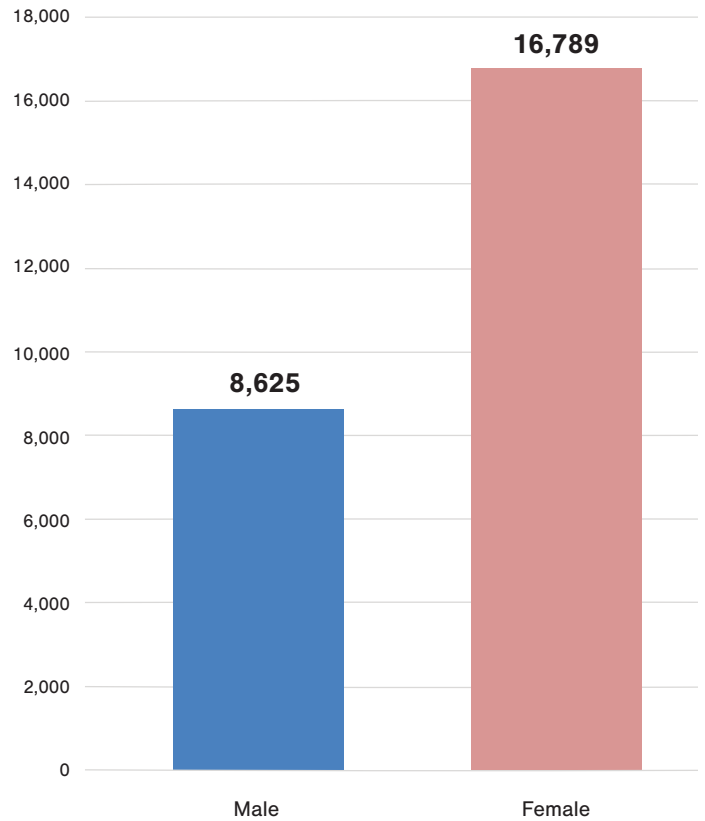
Age	Total	Male	Female	Percent
0-12	2,369	649	1,720	9.32%
13-17	2,007	618	1,389	7.90%
18-29	7,048	2,358	4,690	27.73%
30-44	8,751	2,882	5,869	34.43%
45-64	4,349	1,758	2,591	17.11%
OVER 65	579	274	305	2.28%
UNKNOWN	311	86	225	1.23%
TOTAL	25,414	8,625	16,789	100.00%

Excludes sexual assault exam reimbursement applications sent by health care providers.

Application by Age



Number of Applications Received by Gender



COVERED CRIME-RELATED COSTS

Attorney Fees

Explanation	Limits
Attorney fees related to the CVC application process and contingent on compensation paid to the victim/claimant.	The lesser of \$300 or 25 percent of approved compensation. Upon appeal, an attorney may be entitled to 25 percent of compensation directly relating to the attorney's assistance.

Child and Dependent Care

Explanation	Limits
Costs for the care of a child or a dependent for care that is new and a result of the crime.	For crimes occurring between May 8, 2005, and July 14, 2016, child care benefits for dependent(s) of a surviving victim may be limited to a maximum of 13 continuous weeks. The compensation is calculated at the actual cost of care not to exceed \$100 per week per dependent or minor child. Under special circumstances reimbursement or payment of child care expenses may be extended. Compensation is limited to \$300 per week per child or dependent for crimes after July 14, 2016. Compensation is limited to 52 weeks for surviving victim's dependents for certain crimes. Child care benefits for the dependents of a deceased victim may be paid on an on-going basis up to the age of 14.

Crime Scene Clean-Up

Explanation	Limits
Costs for professional cleaning services and supplies used for crime scene clean-up.	For crimes occurring between September 1, 1995, and July 14, 2016, reimbursement is limited to \$750. For crimes occurring after July 14, 2016, compensation is limited to \$2,250.

Emergency Compensation

Explanation	Limits
May be requested if a victim or claimant would suffer undue harm or hardship if compensation is not expedited.	Limited to \$1,500 and is deducted from any future compensation.

Extraordinary Pecuniary Losses

Explanation	Limits
Paid to a victim who has suffered an injury that is catastrophic and results in total or permanent disability because of a crime.	An additional payment of \$75,000 (for crimes occurring after August 31, 2001). Compensation may only be used to pay for lost wages and items that directly assist a victim. Direct assistance includes: modifications of home or automobile, prosthetics, medical equipment or supplies, job training and vocational rehabilitation, home health care, long term medical care or training in the use of special appliances.

Funeral

Explanation	Limits
Costs for funeral and burial services, flowers, caskets, urns, and grave markers	For crimes occurring after July 14, 2016, the maximum reimbursement is \$6,500; additional compensation for transportation of deceased over 50 miles may be available.

Loss of Support

Explanation	Limits
Covers income or financial support provided by either the victim or offender at the time of crime that is no longer available because of the crime.	For crimes occurring after July 14, 2016, reimbursement is limited to \$700 per week maximum and is calculated using the victim or offender's salary and may be paid on an ongoing basis until benefits are exhausted. Loss of support is also available to dependents of surviving victims for 90 days with the same maximum benefit \$700 per week for dates of crime on or after July 15, 2016.

Loss of Earnings

Explanation	Limits
Paid to victims who miss work for: <ul style="list-style-type: none">• A crime-related disability period• Attending medical or mental health care appointments• Participation in criminal justice proceedings	For crimes occurring between February 1, 1998, and July 14, 2016, reimbursement is limited to a \$500 per week maximum and is calculated using the applicable salary. Bereavement Leave loss of earnings is limited to 10 days, totaling \$1,000 of maximum compensation. For crimes occurring after July 14, 2016, reimbursement is limited to \$700 per week maximum and is calculated using the applicable salary. Bereavement leave loss of earnings is limited to 10 days, totaling \$1,400 of maximum compensation.
Paid to claimants who miss work for: <ul style="list-style-type: none">• Bereavement leave taken in connection to the victim's death• Attending mental health care appointments or victim's medical appointments• Participation in criminal justice proceedings	

Medical Costs

Explanation	Limits
Costs for crime-related injuries may include: <ul style="list-style-type: none">• Hospitalization• Doctor's services• Ambulance services• Prescriptions• Dental work• Nursing home services• Medical appliances such as wheelchairs and prosthetics	Medical costs are paid at the medical fee guidelines set by the Texas Department of Insurance, Division of Workers' Compensation. Total compensation is limited to \$50,000.

Mental Health Care

Explanation	Limits
Mental health services provided by a: <ul style="list-style-type: none">• Psychiatrist or other MD• Clinical Psychologist• Clinical Nurse Specialist - CNS• Licensed Clinical Social Worker - LCSW• Licensed Professional Counselor - LPC• Licensed Marriage and Family Therapist - LMFT	For dates of crime prior to August 31, 2014, reimbursement is limited to \$3,000 maximum for outpatient treatment with a licensed provider. For crimes occurring after August 31, 2014, reimbursement is limited to 60 sessions with a licensed provider. Inpatient treatment for victims requires pre-authorization and may be available at the medical fee guideline rate per day. Claimants are not eligible for inpatient treatment.

COVERED CRIME-RELATED COSTS

(continued)

Relocation

Explanation	Limits
Relocation costs for victims of family violence; sexual assault that occurred in the victim's residence; stalking; human trafficking; or children who are victims of a murder attempt in their residence.	Limited to a one-time payment of up to \$3,800 (\$2,000 relocation expenses and 3 months of rent, not to exceed \$1,800 for rental assistance).

Replacement of Seized Property

Explanation	Limits
Costs associated with replacement of a victim's property seized as evidence or rendered unusable because of the investigation.	For crimes occurring between September 1, 1995, and July 14, 2016, the maximum reimbursement compensation is \$750. For crimes occurring after July 14, 2016, the maximum reimbursement compensation is \$1,000.

Travel

Explanation	Limits
Costs such as: <ul style="list-style-type: none"> • Travel over 20 miles one-way to medical and mental health care appointments, criminal justice proceedings, or a victim's funeral • Food/lodging for travel over 60 miles (one-way) 	Reimbursement rates are set by the Texas Comptroller's office.

Crime Victims' Compensation

PAYMENTS BY BENEFIT

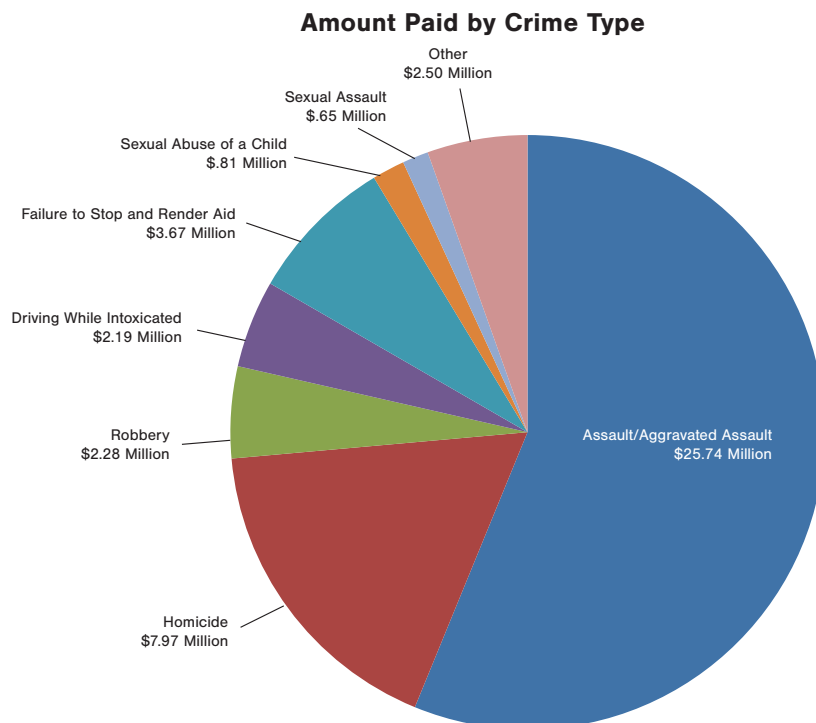
Crime Victims' Compensation Payments	FY 2023 Amount	% of Total
Payments For Victims Of Crime:		
Medical:		
Acute Care Hospital	\$22,744,117.42	39.01%
Physician Fees	\$2,959,611.76	5.08%
Mental Health Counseling	\$944,058.35	1.62%
Dental	\$660,418.68	1.13%
EMS Services	\$492,504.27	0.84%
Rehabilitation / Physical Therapy	\$378,347.82	0.65%
Health Care Supplies	\$309,490.83	0.53%
Accommodation Services	\$167,319.46	0.29%
Psychiatric Hospital	\$80,973.94	0.14%
Prescriptions	\$66,241.63	0.11%
Nursing Care	\$5,773.25	0.00% *
Medical Report	\$630.25	0.00% *
Total Medical Payments:	\$28,809,487.66	49.40%
Non-Medical:		
Funeral Expense	\$7,750,906.71	13.29%
Loss Of Wages	\$4,873,500.42	8.36%
Relocation	\$2,680,066.38	4.60%
Loss Of Support	\$780,814.14	1.34%
Travel	\$458,398.86	0.79%
Child Care	\$343,302.01	0.59%
Evidence Replacement Costs	\$47,941.80	0.08%
Disabled Peace Officer	\$39,571.68	0.07%
Crime Scene Cleanup	\$32,672.98	0.06%
Total Non-Medical Payments:	\$17,007,174.98	29.18%
Total Payments For Victims Of Crime:	\$45,816,662.64	78.58%
Payments To Health Care Providers:		
Sexual Assault Exam Reimbursements:	\$12,488,518.70	21.42%
Total Payments To Health Care Providers:	\$12,488,518.70	21.42%
Crime Victims' Compensation Totals	\$58,305,181.34	100.00%

Amounts vary from performance measure due to cancelled warrants and refunds.
 * Less than .01 % of total payments

PAYMENTS BY TYPE OF CRIME

TYPE OF CRIME	NUMBER	AMOUNT	PERCENT
Assault/Aggravated Assault	3,447	\$25,743,764.13	56.19%
Homicide	1,381	\$7,970,294.48	17.40%
Failure To Stop And Render Aid	404	\$3,673,525.72	8.02%
Robbery	277	\$2,283,772.44	4.98%
Driving While Intoxicated	264	\$2,185,835.92	4.77%
Sexual Abuse Of A Child	500	\$810,897.09	1.77%
Sexual Assault	510	\$649,444.86	1.42%
Other			
Vehicular Manslaughter	156	\$948,667.73	2.07%
Vehicular Assault	111	\$828,110.30	1.81%
Burglary	22	\$163,200.96	0.36%
Terroristic Threat	48	\$126,277.92	0.28%
Physical Abuse of a Child	48	\$123,378.35	0.27%
Stalking	36	\$88,438.61	0.19%
Criminally Negligent Homicide	19	\$69,228.53	0.15%
Physical Abuse of Elderly	15	\$35,358.20	0.08%
Harassment	18	\$32,452.11	0.07%
Kidnapping	17	\$30,557.08	0.07%
Human Trafficking	12	\$21,269.09	0.05%
Other Miscellaneous Crime	7	\$20,903.56	0.05%
Child Pornography	8	\$8,058.56	0.00%
Arson	1	\$3,227.00	0.00%
TOTAL	7,301	\$45,816,662.64	100.00%

Excludes sexual assault exam reimbursement applications sent by health care providers.
 Amounts vary from financial summary on page 11 due to timing of cancelled warrants and refunds.



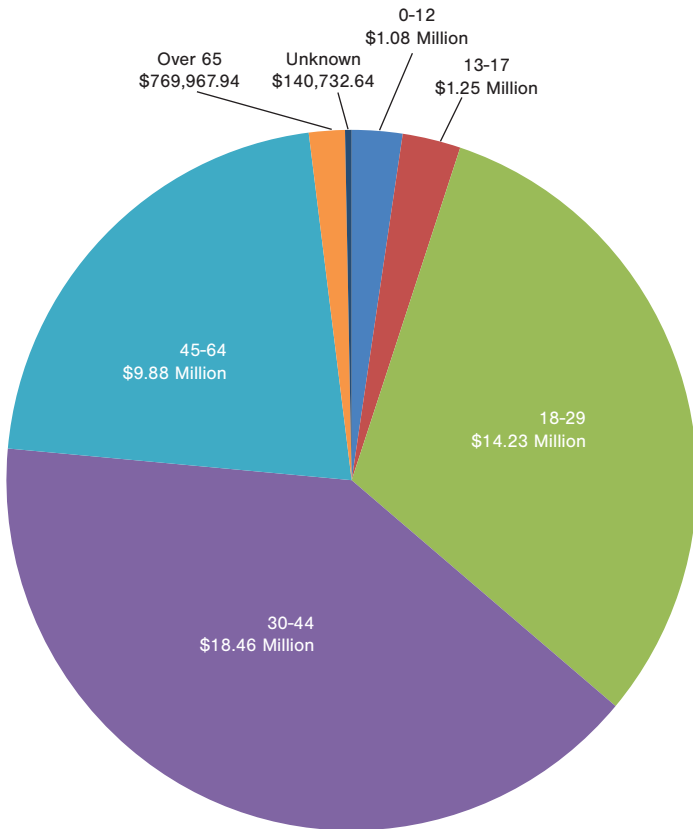
Crime Victims' Compensation

PAYMENTS BY AGE & GENDER

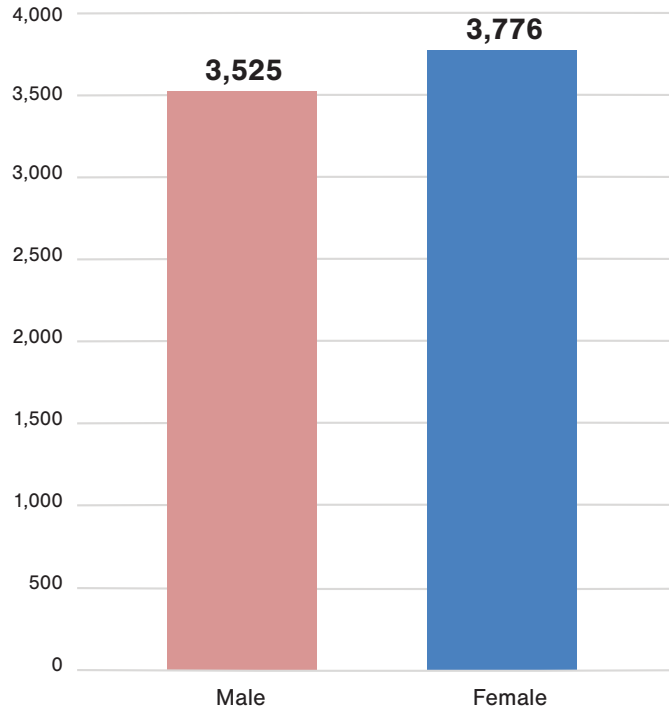
AGE RANGE	Total	Male	Female	Amount	Percent
0-12	499	149	350	\$1,083,924.94	2.37%
13-17	427	179	248	\$1,248,568.46	2.73%
18-29	2,078	1,091	987	\$14,231,809.71	31.06%
30-44	2,640	1,225	1,415	\$18,458,818.08	40.29%
45-64	1,462	768	694	\$9,882,840.87	21.57%
Over 65	180	103	77	\$769,967.94	1.68%
Unknown	15	10	5	\$140,732.64	0.30%
Total	7,301	3,525	3,776	\$45,816,662.64	100.00%

Excludes sexual assault exam reimbursement applications sent by health care providers.
 Amounts vary from Financial Summary on page 11 due to timing of cancelled warrants and refunds.

Payments by Age



Payments by Gender



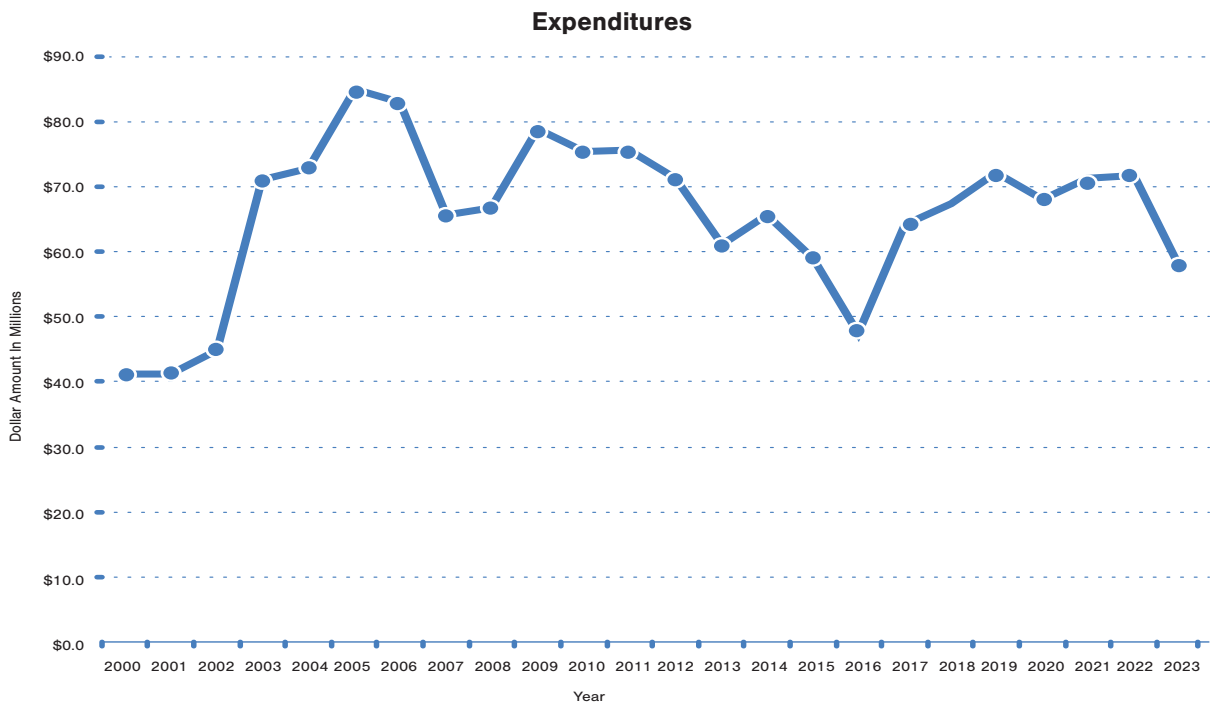
Crime Victims' Compensation

ANNUAL PAYOUT SUMMARY

Fiscal Year	Total Paid
1980	\$0.4
1981	\$1.0
1982	\$0.9
1983	\$1.2
1984	\$3.2
1985	\$7.1
1986	\$8.9
1987	\$17.4
1988	\$17.4
1989	\$20.4
1990	\$22.2
1991	\$23.7
1992	\$25.4
1993	\$29.2
1994	\$25.0
1995	\$24.5
1996	\$28.0
1997	\$28.3
1998	\$32.7
1999	\$37.5
2000	\$41.2
2001	\$41.2

Fiscal Year	Total Paid
2002	\$44.9
2003	\$71.0
2004	\$72.8
2005	\$85.0
2006	\$83.1
2007	\$65.6
2008	\$66.7
2009	\$78.8
2010	\$75.5
2011	\$75.7
2012	\$71.4
2013	\$61.2
2014	\$65.7
2015	\$59.0
2016	\$47.4
2017	\$64.2
2018	\$67.4
2019	\$72.1
2020	\$68.1
2021	\$71.4
2022	\$71.8
2023	\$58.7

Dollar Amount in Millions



Crime Victims' Compensation ACTIVITY SUMMARY BY COUNTY

The tables on the following pages show Crime Victims' Compensation activity by county. The total number of applications approved and denied may not equal the number of applications received because some applications received in prior years were approved or denied this year. Similarly, some applications received near the end of the year will be determined in Fiscal Year 2024.

RECEIVED - the number of applications received from victims for crimes occurring in the county

APPROVED - the number of applications from victims ruled to be eligible for an award

DENIED - the number of applications from victims denied for cause (for example, crime cannot be substantiated, losses not covered by statute, lack of cooperation with law enforcement)

VICTIM PAYMENTS - the amount of Crime Victims' Compensation paid to applicants who were victimized in Texas counties

SAE RECEIVED - the number of sexual assault exam reimbursement requests received from health care providers

SAE PAYMENTS - the amount reimbursed to health care providers for sexual assault exam expenses

CONTRIBUTED - the amount of court costs and fees collected and paid by the county into the Compensation to Victims of Crime Fund (totals provided by the Texas Comptroller of Public Accounts)

TOTAL PAID - the total amount of the Crime Victim's Compensation paid to or on behalf of victims, claimants for victim compensation applications and health care providers for sexual assault exam applications in FY 2023.

County	Received	Approved	Denied	Victim Amount	SAE Received	SAE Payments	Contributed	Total Payments
ANDERSON	26	20	-	\$18,130.47	26	\$13,958.00	\$76,604.83	\$32,088.47
ANDREWS	6	-	-	\$2,748.74	3	\$1,279.00	\$50,473.46	\$4,027.74
ANGELINA	54	32	10	\$74,169.28	79	\$60,044.00	\$153,154.55	\$134,213.28
ARANSAS	30	11	2	\$28,291.28	6	\$3,015.40	\$49,985.92	\$31,306.68
ARCHER	2	-	-	\$1,055.52	4	\$2,681.00	\$26,617.82	\$3,736.52
ARMSTRONG	1	-	-	\$0.00	1	\$503.00	\$0.00	\$503.00
ATASCOSA	23	4	3	\$24,263.81	51	\$28,335.30	\$110,735.85	\$52,599.11
AUSTIN	9	4	1	\$3,413.09	3	\$1,712.00	\$146,285.09	\$5,125.09
BAILEY	4	3	-	\$4,848.29	12	\$6,163.00	\$10,902.99	\$11,011.29
BANDERA	12	8	2	\$69,573.44	17	\$11,771.75	\$24,292.91	\$81,345.19
BASTROP	55	32	9	\$124,831.35	36	\$25,385.00	\$172,951.57	\$150,216.35
BAYLOR	1	2	-	\$356.44	1	\$1,000.00	\$6,386.16	\$1,356.44
BEE	27	10	2	\$47,408.79	8	\$7,223.00	\$29,031.56	\$54,631.79
BELL	603	321	89	\$664,550.94	442	\$348,561.24	\$618,407.39	\$1,013,112.18
BEXAR	2,128	926	211	\$4,151,050.73	2,056	\$1,655,582.36	\$2,240,985.54	\$5,806,633.09
BLANCO	8	6	-	\$13,902.72	9	\$7,351.00	\$30,517.50	\$21,253.72
BORDEN	1	-	-	\$0.00	-	\$0.00	\$2,599.33	\$0.00
BOSQUE	2	-	-	\$0.00	9	\$6,420.12	\$62,264.02	\$6,420.12
BOWIE	28	12	5	\$110,648.16	33	\$16,404.33	\$126,752.83	\$127,052.49
BRAZORIA	242	134	26	\$260,652.57	98	\$81,103.50	\$654,871.71	\$341,756.07
BRAZOS	108	41	6	\$212,451.87	166	\$137,908.60	\$473,725.70	\$350,360.47
BREWSTER	3	-	-	\$929.60	4	\$1,561.00	\$30,585.33	\$2,490.60
BRISCOE	-	-	-	\$0.00	-	\$0.00	\$7,831.22	\$0.00
BROOKS	14	2	3	\$0.00	4	\$3,666.00	\$96,087.86	\$3,666.00
BROWN	32	10	1	\$20,182.60	12	\$7,261.86	\$80,264.36	\$27,444.46
BURLESON	15	4	-	\$6,500.00	14	\$12,139.00	\$46,789.59	\$18,639.00
BURNET	51	26	1	\$33,569.81	37	\$33,011.51	\$115,173.96	\$66,581.32
CALDWELL	52	30	6	\$55,968.23	18	\$13,285.40	\$88,322.43	\$69,253.63
CALHOUN	7	3	1	\$5,197.46	11	\$11,159.00	\$44,898.97	\$16,356.46
CALLAHAN	4	-	1	\$2,592.00	2	\$1,459.96	\$84,456.73	\$4,051.96
CAMERON	178	87	29	\$610,834.61	319	\$203,274.80	\$836,689.54	\$814,109.41
CAMP	2	1	-	\$6,227.04	16	\$6,109.00	\$19,327.56	\$12,336.04
CARSON	7	-	1	\$0.00	9	\$3,674.00	\$32,912.34	\$3,674.00
CASS	11	5	1	\$57,080.04	20	\$10,579.20	\$40,258.03	\$67,659.24
CASTRO	1	1	-	\$0.00	3	\$1,501.00	\$16,235.09	\$1,501.00
CHAMBERS	22	6	3	\$36,310.31	43	\$34,025.00	\$81,007.43	\$70,335.31
CHEROKEE	19	10	4	\$5,850.44	20	\$9,443.00	\$157,133.21	\$15,293.44
CHILDRESS	14	2	1	\$6,758.51	14	\$4,151.00	\$34,365.29	\$10,909.51
CLAY	4	-	-	\$2,310.00	1	\$822.00	\$38,152.81	\$3,132.00
COCHRAN	2	-	-	\$0.00	2	\$700.00	\$1,959.67	\$700.00
COKE	-	-	-	\$0.00	1	\$350.00	\$11,470.39	\$350.00
COLEMAN	1	1	1	\$0.00	4	\$1,533.00	\$18,984.64	\$1,533.00
COLLIN	608	406	40	\$508,220.53	202	\$140,914.60	\$1,311,167.28	\$649,135.13
COLLINGSWORTH	3	4	-	\$1,030.87	-	\$0.00	\$4,458.22	\$1,030.87
COLORADO	15	4	1	\$13,028.02	4	\$3,594.00	\$63,758.67	\$16,622.02
COMAL	62	20	5	\$55,264.58	62	\$47,081.35	\$301,697.21	\$102,345.93
COMANCHE	11	3	1	\$7,406.31	4	\$3,350.00	\$21,734.93	\$10,756.31
CONCHO	-	-	-	\$0.00	-	\$0.00	\$20,573.02	\$0.00
COOKE	29	12	1	\$26,557.58	25	\$11,006.00	\$106,959.37	\$37,563.58
CORYELL	63	34	5	\$31,295.41	77	\$57,195.40	\$102,895.05	\$88,490.81
COTTLE	1	1	-	\$0.00	-	\$0.00	\$2,492.11	\$0.00
CRANE	3	1	-	\$0.00	-	\$0.00	\$29,380.21	\$0.00

County	Received	Approved	Denied	Victim Amount	SAE Received	SAE Payments	Contributed	Total Payments
CROCKETT	2	-	-	\$0.00	3	\$2,438.00	\$26,969.80	\$2,438.00
CROSBY	1	-	-	\$0.00	2	\$1,000.00	\$8,212.73	\$1,000.00
CULBERSON	-	1	-	\$422.09	-	\$0.00	\$25,005.85	\$422.09
DALLAM	7	5	1	\$2,199.24	11	\$4,721.00	\$32,321.12	\$6,920.24
DALLAS	2,884	1,152	333	\$6,753,013.02	873	\$653,583.10	\$3,739,080.58	\$7,406,596.12
DAWSON	2	4	-	\$19,629.85	3	\$1,511.00	\$31,051.16	\$21,140.85
DEAF SMITH	16	11	4	\$54,770.61	10	\$3,146.00	\$24,764.27	\$57,916.61
DELTA	5	8	1	\$5,100.68	7	\$3,234.00	\$6,509.87	\$8,334.68
DENTON	463	210	45	\$482,873.18	330	\$264,951.12	\$1,255,171.66	\$747,824.30
DEWITT	6	3	-	\$0.00	10	\$6,731.00	\$53,757.58	\$6,731.00
DICKENS	-	-	-	\$2,603.06	4	\$1,484.00	\$203.84	\$4,087.06
DIMMIT	7	2	1	\$14,116.25	2	\$3,891.75	\$96,327.54	\$18,008.00
DONLEY	3	3	-	\$383.04	2	\$628.00	\$34,106.10	\$1,011.04
DUVAL	8	3	1	\$1,299.69	-	\$0.00	\$35,352.48	\$1,299.69
EASTLAND	7	2	-	\$313.65	9	\$6,843.96	\$65,286.71	\$7,157.61
ECTOR	65	30	5	\$98,112.77	77	\$69,448.02	\$281,299.27	\$167,560.79
EDWARDS	4	3	-	\$0.00	1	\$750.00	\$1,670.49	\$750.00
ELLIS	101	35	6	\$56,780.87	69	\$60,267.00	\$664,015.38	\$117,047.87
EL PASO	1,121	598	124	\$1,287,336.82	245	\$224,423.04	\$1,048,107.66	\$1,511,759.86
ERATH	30	5	4	\$19,707.01	20	\$18,471.00	\$32,449.39	\$38,178.01
FALLS	18	1	-	\$2,201.03	8	\$7,098.80	\$32,065.69	\$9,299.83
FANNIN	20	3	-	\$18,962.27	25	\$10,203.00	\$47,062.65	\$29,165.27
FAYETTE	5	6	1	\$13,673.15	9	\$7,360.00	\$107,876.88	\$21,033.15
FISHER	2	2	-	\$0.00	-	\$0.00	\$9,124.26	\$0.00
FLOYD	1	1	-	\$0.00	4	\$2,000.00	\$7,784.25	\$2,000.00
FOARD	-	-	-	\$0.00	3	\$1,653.00	\$1,217.99	\$1,653.00
FORT BEND	296	129	33	\$503,008.98	228	\$181,012.55	\$789,324.34	\$684,021.53
FRANKLIN	5	7	1	\$34,095.97	4	\$820.00	\$14,881.92	\$34,915.97
FREESTONE	7	4	1	\$9,372.56	8	\$8,346.00	\$44,380.68	\$17,718.56
FRIO	8	-	-	\$0.00	20	\$13,919.00	\$39,058.74	\$13,919.00
GAINES	8	1	-	\$1,332.00	2	\$1,189.00	\$39,777.37	\$2,521.00
GALVESTON	280	120	31	\$503,454.28	111	\$85,934.35	\$657,816.67	\$589,388.63
GARZA	-	-	-	\$0.00	2	\$1,067.33	\$40,326.54	\$1,067.33
GILLESPIE	11	8	-	\$26,720.23	26	\$16,624.24	\$38,303.50	\$43,344.47
GLASSCOCK	-	-	1	\$0.00	-	\$0.00	\$40,406.31	\$0.00
GOLIAD	2	-	-	\$0.00	3	\$2,566.00	\$10,229.57	\$2,566.00
GONZALES	15	4	3	\$7,636.74	18	\$13,169.00	\$70,076.93	\$20,805.74
GRAY	22	11	2	\$91,090.08	49	\$16,400.00	\$46,474.79	\$107,490.08
GRAYSON	64	28	10	\$72,691.08	142	\$67,684.00	\$275,355.26	\$140,375.08
GREGG	90	40	9	\$79,880.14	18	\$9,256.00	\$275,172.41	\$89,136.14
GRIMES	15	7	3	\$57,434.56	23	\$20,061.05	\$43,438.33	\$77,495.61
GUADALUPE	113	53	10	\$48,760.78	67	\$50,075.75	\$272,065.14	\$98,836.53
HALE	15	11	1	\$13,008.18	31	\$14,103.00	\$52,990.10	\$27,111.18
HALL	4	5	-	\$6,550.00	2	\$608.00	\$17,350.93	\$7,158.00
HAMILTON	5	-	-	\$0.00	6	\$6,438.60	\$29,566.07	\$6,438.60
HANSFORD	-	-	-	\$278.38	-	\$0.00	\$4,237.77	\$278.38
HARDEMAN	3	-	1	\$44,544.64	-	\$0.00	\$46,225.57	\$44,544.64
HARDIN	28	25	4	\$104,813.80	33	\$28,773.00	\$132,502.11	\$133,586.80
HARRIS	4,347	1,892	448	\$11,193,607.65	2,417	\$1,920,979.77	\$4,765,062.56	\$13,114,587.42
HARRISON	29	17	4	\$189,741.30	5	\$3,031.00	\$94,664.49	\$192,772.30
HARTLEY	-	-	-	\$0.00	3	\$650.00	\$30,914.80	\$650.00

County	Received	Approved	Denied	Victim Amount	SAE Received	SAE Payments	Contributed	Total Payments
HASKELL	5	4	-	\$8,409.90	-	\$0.00	\$7,920.29	\$8,409.90
HAYS	140	91	14	\$127,682.93	72	\$56,471.00	\$251,365.66	\$184,153.93
HEMPHILL	-	1	-	\$0.00	2	\$608.00	\$6,823.32	\$608.00
HENDERSON	55	12	3	\$76,534.32	61	\$66,494.00	\$188,217.69	\$143,028.32
HIDALGO	767	479	105	\$890,556.30	690	\$568,848.88	\$1,274,557.19	\$1,459,405.18
HILL	24	6	2	\$57,972.84	15	\$12,276.00	\$118,842.66	\$70,248.84
HOCKLEY	5	3	1	\$32,989.14	16	\$7,409.71	\$29,756.28	\$40,398.85
HOOD	32	6	2	\$58,947.09	40	\$37,016.24	\$76,085.03	\$95,963.33
HOPKINS	24	15	-	\$23,602.23	14	\$6,475.00	\$134,493.21	\$30,077.23
HOUSTON	56	14	8	\$92,401.44	24	\$17,868.60	\$46,510.09	\$110,270.04
HOWARD	23	12	7	\$106,393.52	21	\$8,126.00	\$49,206.76	\$114,519.52
HUDSPETH	2	-	1	\$0.00	-	\$0.00	\$31,459.84	\$0.00
HUNT	68	23	10	\$153,769.29	117	\$44,397.00	\$129,821.45	\$198,166.29
HUTCHINSON	6	3	1	\$41,159.33	33	\$11,100.00	\$26,112.14	\$52,259.33
IRION	-	1	1	\$0.00	-	\$0.00	\$6,398.14	\$0.00
JACK	3	-	-	\$0.00	6	\$5,510.00	\$20,093.96	\$5,510.00
JACKSON	17	5	2	\$2,023.45	8	\$6,905.00	\$39,451.63	\$8,928.45
JASPER	22	15	2	\$13,332.75	48	\$36,171.00	\$57,554.24	\$49,503.75
JEFF DAVIS	1	-	-	\$0.00	-	\$0.00	\$6,157.96	\$0.00
JEFFERSON	259	132	45	\$680,103.39	197	\$156,499.28	\$314,914.23	\$836,602.67
JIM HOGG	1	-	-	\$136.20	5	\$3,433.00	\$10,935.72	\$3,569.20
JIM WELLS	58	32	5	\$35,158.80	10	\$9,636.00	\$58,396.15	\$44,794.80
JOHNSON	107	37	13	\$238,244.85	101	\$87,797.12	\$343,311.69	\$326,041.97
JONES	6	1	1	\$4,534.62	15	\$9,574.96	\$24,765.47	\$14,109.58
KARNES	6	2	-	\$200.00	10	\$8,223.00	\$37,150.98	\$8,423.00
KAUFMAN	110	50	7	\$134,383.82	77	\$54,493.20	\$198,975.95	\$188,877.02
KENDALL	13	4	2	\$63,413.24	6	\$4,516.00	\$94,074.99	\$67,929.24
KENEDY	2	-	-	\$0.00	-	\$0.00	\$33,315.76	\$0.00
KENT	-	-	-	\$0.00	-	\$0.00	\$1,657.72	\$0.00
KERR	29	12	3	\$8,846.37	23	\$19,204.00	\$89,057.14	\$28,050.37
KIMBLE	1	-	-	\$0.00	3	\$2,783.00	\$76,407.01	\$2,783.00
KING	-	-	-	\$0.00	-	\$0.00	\$4,024.85	\$0.00
KINNEY	1	-	-	\$0.00	-	\$0.00	\$17,380.62	\$0.00
KLEBERG	23	13	3	\$45,181.52	4	\$3,782.00	\$95,019.20	\$48,963.52
KNOX	-	-	-	\$0.00	-	\$0.00	\$7,941.12	\$0.00
LA SALLE	2	1	-	\$0.00	6	\$4,536.00	\$58,591.33	\$4,536.00
LAMAR	49	39	2	\$103,867.74	40	\$15,098.50	\$45,121.52	\$118,966.24
LAMB	-	1	-	\$0.00	10	\$4,653.00	\$15,681.95	\$4,653.00
LAMPASAS	11	4	1	\$19,235.14	26	\$22,854.66	\$59,779.00	\$42,089.80
LAVACA	11	1	-	\$5,089.97	25	\$17,623.00	\$23,094.43	\$22,712.97
LEE	18	10	2	\$6,009.42	16	\$12,400.00	\$79,355.60	\$18,409.42
LEON	7	6	1	\$12,278.00	11	\$8,995.00	\$37,498.41	\$21,273.00
LIBERTY	54	19	4	\$114,933.92	102	\$76,257.77	\$298,656.74	\$191,191.69
LIMESTONE	18	7	3	\$79,381.16	13	\$10,501.60	\$50,379.96	\$89,882.76
LIPSCOMB	-	2	-	\$37.71	-	\$0.00	\$1,581.53	\$37.71
LIVE OAK	14	3	-	\$10,550.44	5	\$4,899.00	\$67,242.96	\$15,449.44
LLANO	13	2	2	\$5,610.49	15	\$13,187.16	\$19,162.51	\$18,797.65
LOVING	-	-	-	\$0.00	-	\$0.00	\$9,250.65	\$0.00
LUBBOCK	178	119	13	\$491,670.32	479	\$216,489.37	\$503,207.60	\$708,159.69
LYNN	-	-	-	\$0.00	6	\$2,505.00	\$21,223.55	\$2,505.00
MADISON	6	2	1	\$6,800.00	10	\$8,474.00	\$36,081.40	\$15,274.00
MARION	7	1	-	\$13,494.47	3	\$1,587.00	\$17,371.55	\$15,081.47
MARTIN	4	1	-	\$0.00	2	\$748.00	\$19,179.38	\$748.00

County	Received	Approved	Denied	Victim Amount	SAE Received	SAE Payments	Contributed	Total Payments
MASON	-	-	-	\$27,551.48	-	\$0.00	\$13,605.45	\$27,551.48
MATAGORDA	62	41	9	\$45,603.34	57	\$41,592.00	\$46,667.95	\$87,195.34
MAVERICK	14	7	2	\$48,381.13	24	\$19,457.75	\$73,239.30	\$67,838.88
MCCULLOCH	2	1	-	\$0.00	-	\$0.00	\$23,510.39	\$0.00
MCLENNAN	198	119	26	\$520,775.01	157	\$148,571.60	\$370,447.75	\$669,346.61
MCMULLEN	-	-	-	\$0.00	-	\$0.00	\$35,558.99	\$0.00
MEDINA	32	14	3	\$21,303.91	27	\$22,135.50	\$113,674.42	\$43,439.41
MENARD	2	1	-	\$10.00	-	\$0.00	\$50,800.69	\$10.00
MIDLAND	147	74	7	\$118,315.69	130	\$59,766.01	\$359,605.46	\$178,081.70
MILAM	34	17	4	\$7,229.71	31	\$26,005.38	\$86,259.74	\$33,235.09
MILLS	2	1	-	\$0.00	-	\$0.00	\$9,034.31	\$0.00
MITCHELL	4	4	-	\$15,915.00	4	\$2,833.00	\$25,702.66	\$18,748.00
MONTAGUE	13	2	4	\$52,089.23	9	\$8,250.47	\$38,425.26	\$60,339.70
MONTGOMERY	328	164	32	\$446,513.37	479	\$373,233.10	\$852,200.69	\$819,746.47
MOORE	24	14	5	\$19,084.00	36	\$11,152.00	\$64,291.47	\$30,236.00
MORRIS	3	1	1	\$28,337.55	7	\$3,811.20	\$10,972.88	\$32,148.75
MOTLEY	-	-	-	\$6,500.00	-	\$0.00	\$645.43	\$6,500.00
NACOGDOCHES	26	11	4	\$97,199.56	44	\$32,769.00	\$106,101.06	\$129,968.56
NAVARRO	26	11	2	\$64,944.05	16	\$10,266.00	\$133,586.50	\$75,210.05
NEWTON	6	3	1	\$72,330.71	10	\$8,629.00	\$13,908.12	\$80,959.71
NOLAN	12	4	2	\$36,831.50	10	\$6,265.00	\$46,210.02	\$43,096.50
NUECES	561	291	53	\$852,079.63	64	\$51,363.78	\$693,893.04	\$903,443.41
OCHILTREE	3	3	-	\$0.00	18	\$5,617.00	\$14,183.84	\$5,617.00
OLDHAM	2	-	-	\$0.00	2	\$608.00	\$18,568.05	\$608.00
ORANGE	40	15	9	\$150,734.18	60	\$53,396.00	\$166,810.71	\$204,130.18
PALO PINTO	26	23	-	\$14,455.14	21	\$18,612.00	\$53,992.63	\$33,067.14
PANOLA	5	5	1	\$34,560.46	6	\$4,288.00	\$44,048.30	\$38,848.46
PARKER	63	21	5	\$61,050.57	68	\$57,762.01	\$248,659.35	\$118,812.58
PARMER	11	1	1	\$0.00	6	\$1,844.00	\$23,692.59	\$1,844.00
PECOS	6	2	-	\$7,010.80	6	\$3,638.00	\$27,581.78	\$10,648.80
POLK	56	30	1	\$20,686.06	56	\$33,230.00	\$128,794.52	\$53,916.06
POTTER	341	243	54	\$883,869.27	344	\$129,744.65	\$331,091.75	\$1,013,613.92
PRESIDIO	4	2	-	\$750.00	4	\$3,922.00	\$82,349.05	\$4,672.00
RAINS	15	-	-	\$0.00	9	\$4,493.00	\$34,342.95	\$4,493.00
RANDALL	202	147	27	\$290,016.43	171	\$64,677.00	\$83,235.41	\$354,693.43
REAGAN	-	2	-	\$24,923.57	-	\$0.00	\$14,261.25	\$24,923.57
REAL	1	1	-	\$2,410.00	2	\$1,326.00	\$4,284.08	\$3,736.00
RED RIVER	4	3	-	\$213.57	9	\$2,971.00	\$12,450.11	\$3,184.57
REEVES	11	4	-	\$66,196.11	5	\$4,566.01	\$8,073.26	\$70,762.12
REFUGIO	4	-	1	\$0.00	2	\$1,600.00	\$113,707.22	\$1,600.00
ROBERTS	-	-	-	\$0.00	-	\$0.00	\$10,846.74	\$0.00
ROBERTSON	20	4	-	\$20,738.88	9	\$6,109.00	\$121,648.08	\$26,847.88
ROCKWALL	55	22	7	\$65,798.08	50	\$38,305.00	\$171,074.16	\$104,103.08
RUNNELS	3	4	-	\$5,312.14	4	\$2,784.00	\$39,436.39	\$8,096.14
RUSK	28	16	2	\$20,706.33	26	\$17,432.00	\$85,783.31	\$38,138.33
SABINE	1	1	-	\$6,493.24	8	\$6,084.00	\$14,568.61	\$12,577.24
SAN AUGUSTINE	6	4	-	\$6,500.00	2	\$1,702.00	\$9,344.56	\$8,202.00
SAN JACINTO	21	16	-	\$41,312.60	38	\$25,595.00	\$20,093.04	\$66,907.60
SAN PATRICIO	59	20	4	\$18,389.45	17	\$15,400.39	\$207,201.23	\$33,789.84
SAN SABA	4	-	-	\$600.00	3	\$2,597.00	\$12,935.73	\$3,197.00
SCHLEICHER	-	-	-	\$0.00	-	\$0.00	\$8,970.70	\$0.00

County	Received	Approved	Denied	Victim Amount	SAE Received	SAE Payments	Contributed	Total Payments
SCURRY	3	-	-	\$59,419.01	11	\$6,444.00	\$26,638.63	\$65,863.01
SHACKELFORD	1	-	-	\$0.00	1	\$683.00	\$11,380.72	\$683.00
SHELBY	10	4	1	\$8,419.23	9	\$5,461.00	\$42,972.40	\$13,880.23
SHERMAN	6	5	-	\$2,106.15	2	\$643.00	\$10,639.84	\$2,749.15
SMITH	74	39	13	\$145,040.12	73	\$57,259.75	\$526,521.88	\$202,299.87
SOMERVELL	7	2	-	\$0.00	9	\$8,555.00	\$22,899.09	\$8,555.00
STARR	34	26	2	\$102,877.44	30	\$24,643.00	\$37,140.87	\$127,520.44
STEPHENS	3	1	-	\$6,500.00	1	\$900.00	\$8,259.73	\$7,400.00
STERLING	1	-	-	\$0.00	-	\$0.00	\$42,038.47	\$0.00
STONEWALL	-	-	-	\$0.00	-	\$0.00	\$1,062.69	\$0.00
SUTTON	-	-	-	\$0.00	-	\$0.00	\$61,309.39	\$0.00
SWISHER	2	1	-	\$0.00	8	\$2,833.00	\$11,485.63	\$2,833.00
TARRANT	2,010	902	195	\$2,886,547.00	1,352	\$1,206,738.67	\$2,587,367.31	\$4,093,285.67
TAYLOR	94	22	3	\$58,205.43	130	\$113,227.88	\$210,589.42	\$171,433.31
TERRELL	-	-	-	\$0.00	-	\$0.00	\$5,739.08	\$0.00
TERRY	3	2	-	\$29,673.39	10	\$4,589.00	\$43,029.45	\$34,262.39
THROCKMORTON	-	-	-	\$0.00	-	\$0.00	\$2,519.00	\$0.00
TITUS	6	3	1	\$15,189.04	14	\$6,849.00	\$76,177.48	\$22,038.04
TOM GREEN	71	33	6	\$210,854.66	21	\$14,822.00	\$285,254.96	\$225,676.66
TRAVIS	1,447	781	188	\$2,790,927.05	595	\$524,911.50	\$927,431.63	\$3,315,838.55
TRINITY	5	-	1	\$1,092.50	8	\$5,047.00	\$21,675.58	\$6,139.50
TYLER	14	3	-	\$9,630.33	17	\$15,111.00	\$22,536.60	\$24,741.33
UPSHUR	12	8	-	\$25,076.21	16	\$6,840.00	\$62,273.25	\$31,916.21
UPTON	4	1	2	\$0.00	7	\$3,720.00	\$8,547.16	\$3,720.00
UVALDE	31	23	1	\$141,772.37	9	\$7,598.75	\$37,223.90	\$149,371.12
VAL VERDE	15	4	-	\$35,874.75	23	\$22,032.50	\$49,481.08	\$57,907.25
VAN ZANDT	16	9	1	\$54,955.87	12	\$9,365.00	\$65,261.16	\$64,320.87
VICTORIA	70	37	4	\$166,247.84	59	\$48,267.20	\$91,394.10	\$214,515.04
WALKER	55	20	3	\$111,940.94	54	\$46,126.10	\$120,767.92	\$158,067.04
WALLER	44	16	9	\$173,480.00	30	\$20,242.51	\$150,481.93	\$193,722.51
WARD	4	1	1	\$7,696.25	6	\$4,844.00	\$40,828.68	\$12,540.25
WASHINGTON	18	10	2	\$63,910.80	20	\$17,520.05	\$93,954.85	\$81,430.85
WEBB	202	160	33	\$460,286.31	37	\$23,402.50	\$487,045.97	\$483,688.81
WHARTON	33	17	6	\$66,846.60	43	\$34,822.05	\$77,849.82	\$101,668.65
WHEELER	2	-	1	\$0.00	11	\$3,140.00	\$15,246.25	\$3,140.00
WICHITA	69	29	10	\$141,116.81	64	\$51,886.25	\$291,464.06	\$193,003.06
WILBARGER	15	6	-	\$13,407.26	4	\$1,924.59	\$28,168.67	\$15,331.85
WILLACY	11	4	-	\$30,151.28	9	\$5,650.00	\$25,629.04	\$35,801.28
WILLIAMSON	252	141	22	\$333,060.25	309	\$227,950.65	\$526,862.81	\$561,010.90
WILSON	14	7	-	\$112,926.54	35	\$21,713.50	\$54,607.89	\$134,640.04
WINKLER	3	1	-	\$0.00	2	\$2,000.00	\$49,481.51	\$2,000.00
WISE	41	20	1	\$97,787.91	40	\$36,937.24	\$272,108.10	\$134,725.15
WOOD	19	3	1	\$39,166.01	21	\$8,100.00	\$81,189.70	\$47,266.01
YOAKUM	1	-	-	\$0.00	2	\$1,000.00	\$17,844.80	\$1,000.00
YOUNG	14	4	2	\$3,870.72	9	\$6,329.00	\$43,099.85	\$10,199.72
ZAPATA	6	1	-	\$3,632.89	5	\$6,549.00	\$18,800.22	\$10,181.89
ZAVALA	9	-	-	\$9,139.49	16	\$13,216.00	\$51,045.69	\$22,355.49
NO COUNTY	952	17	2	\$106,986.62	-	\$0.00	\$0.00	\$106,986.62
OUT OF STATE	217	11	103	\$175,208.63	-	\$0.00	\$0.00	\$175,208.63
TOTALS	25,414	11,623	2,708	\$45,816,662.64	16,505	\$12,488,518.70	\$42,749,282.80	\$58,305,181.34

GRANTS OVERVIEW

In cooperation with the Texas Legislature, the Office of the Attorney General (OAG) provides vital support to crime victims throughout the state by awarding grants to hundreds of local and statewide victim assistance programs. Working in partnership with law enforcement agencies, prosecutors' offices, state agencies and local and statewide nonprofit organizations, the OAG continues to focus on minimizing the physical and emotional trauma experienced by children and adults who are victims of crime. Through these grant awards, the OAG demonstrates a commitment to cultivating an environment where the needs of crime victims are expediently identified and effectively met in communities of varying size.

The Texas Code of Criminal Procedure, Article 56B.460, authorizes the OAG to use monies appropriated from the Compensation to Victims of Crime Fund for grants supporting victim-related services or assistance. The OAG administers the following seven victim assistance grant programs as authorized by the Legislature:

- Other Victim Assistance Grants (OVAG)
- Victim Coordinator and Liaison Grants (VCLG)
- Sexual Assault Prevention and Crisis Services Program (SAPCS)
- Statewide Automated Victim Notification System (SAVNS)
- Domestic Violence High Risk Teams Grants Program (DVHRT)
- Crime Victim Civil Legal Services Grants (CVCLS)
- Sexual Assault Services Program Grant (SASPG)

In Fiscal Year (FY) 2023, the OAG awarded \$37,066,228.03 to organizations that provide essential victim services in the state of Texas. In addition, the OAG utilized a total of \$1,694,323.00 (4.41%) in administrative costs for the oversight and administration of funds appropriated in the Victims Assistance Strategy. These direct and indirect administrative costs include salaries, travel and operating expenses.

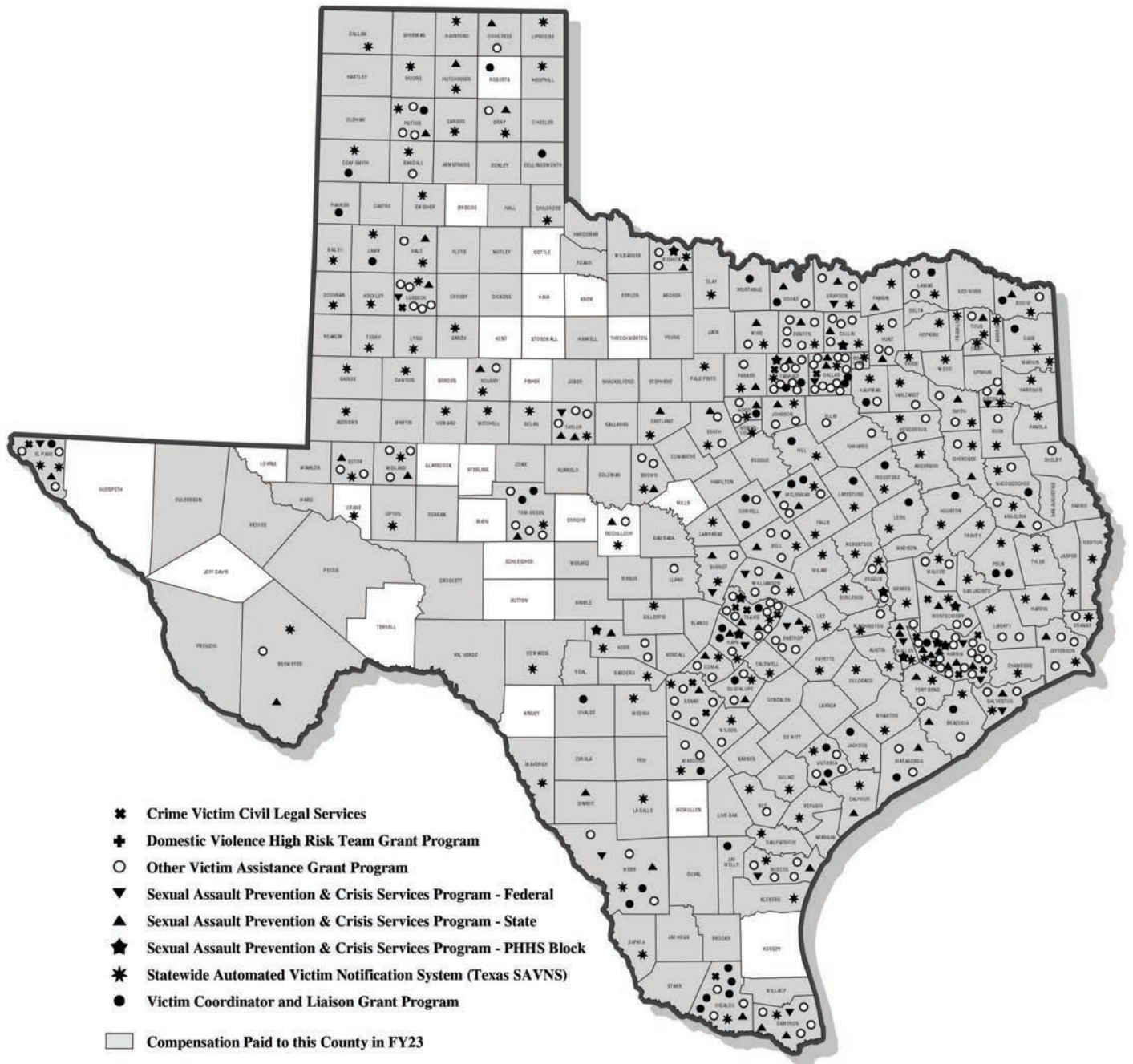
Audit & Oversight Activities

All programs are carefully monitored to ensure the effective use of dollars awarded to the local and statewide programs. The OAG performs one or more monitoring procedures for all grantees in order to achieve 100 percent audit and oversight compliance. These procedures include: reviewing and analyzing monthly invoices, financial status reports, annual or single audits, quarterly performance reports, and other equally stringent monitoring and oversight activities as prescribed in the contracts with those entities. Additionally, the OAG conducts desk reviews, on-site reviews, and provides technical assistance via telephone, email and live virtual platforms.

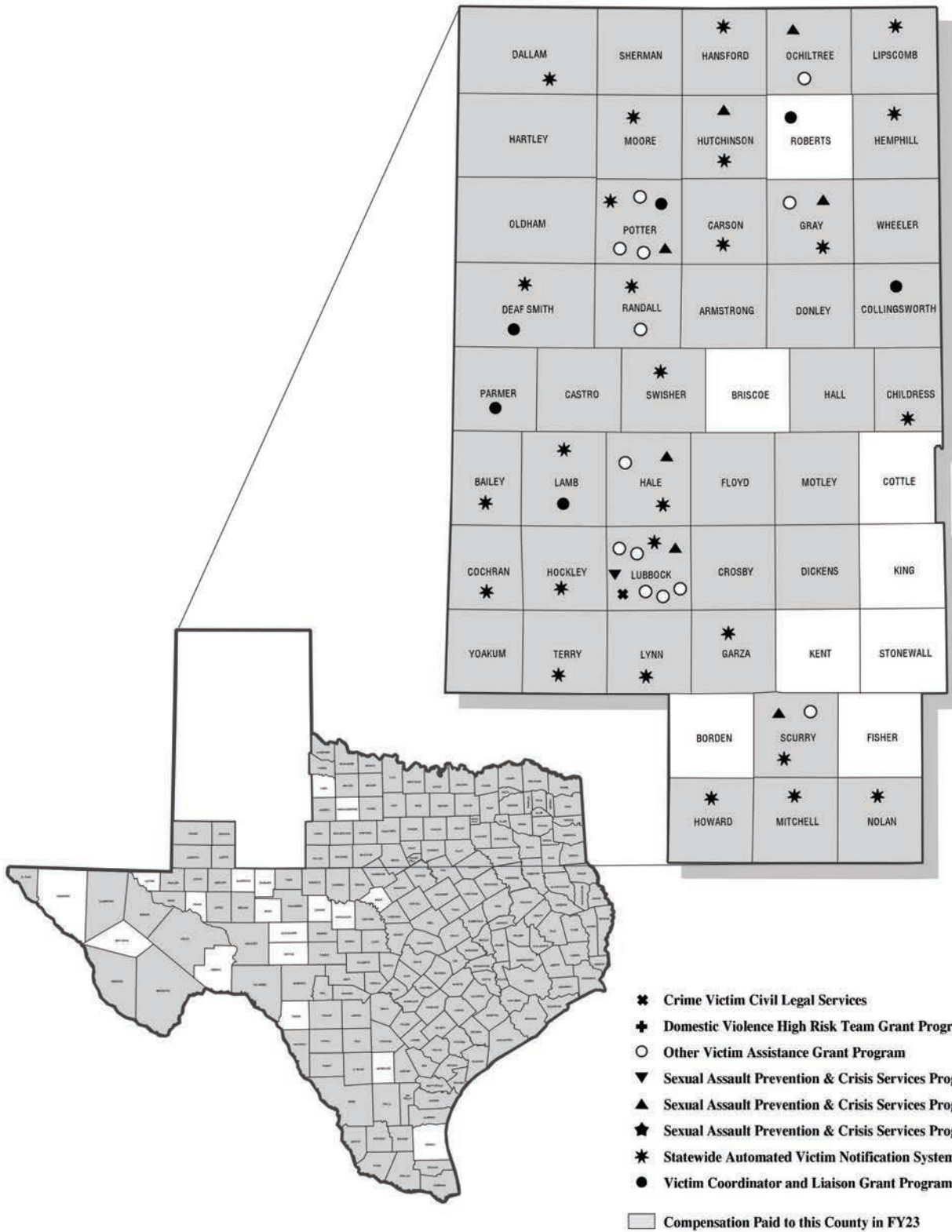
Program Name	Dollars Awarded	Number of Grants Awarded
OVAG	\$9,910,074.00	196
VCLG	\$2,287,826.00	52
SAPCS	\$17,678,664.00	106
SAVNS	\$2,733,011.35	150
DVHRT*	\$300,000.00	6
CVCLS*	\$2,500,000.00	17
SASPG	\$1,524,468.00	1
Total	\$36,782,405.35	528

* Includes awards made to sub-recipients through contracted agencies.

GRANTS & CONTRACTS FUNDING & COMPENSATION BY COUNTY

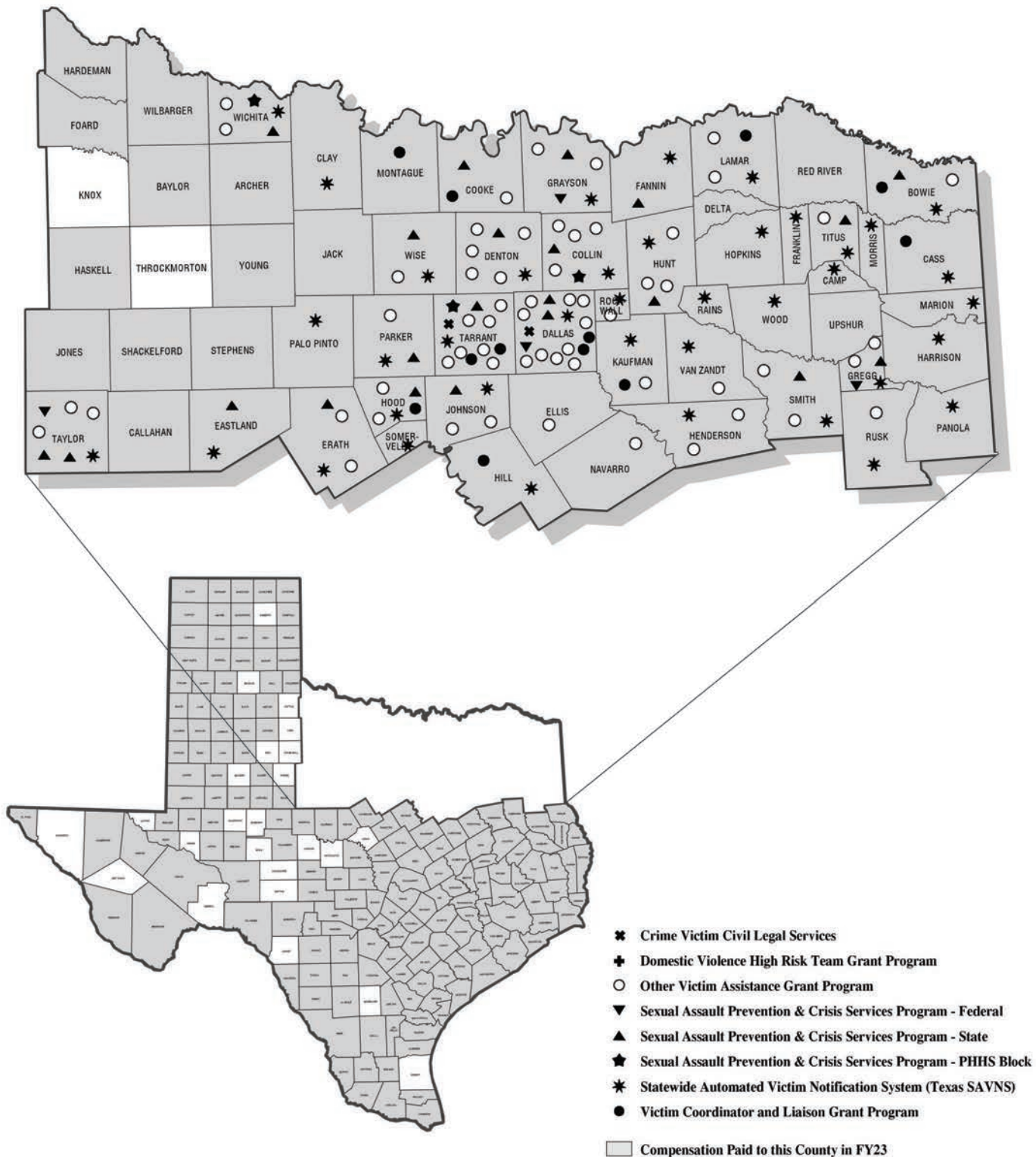


NORTH WEST TEXAS

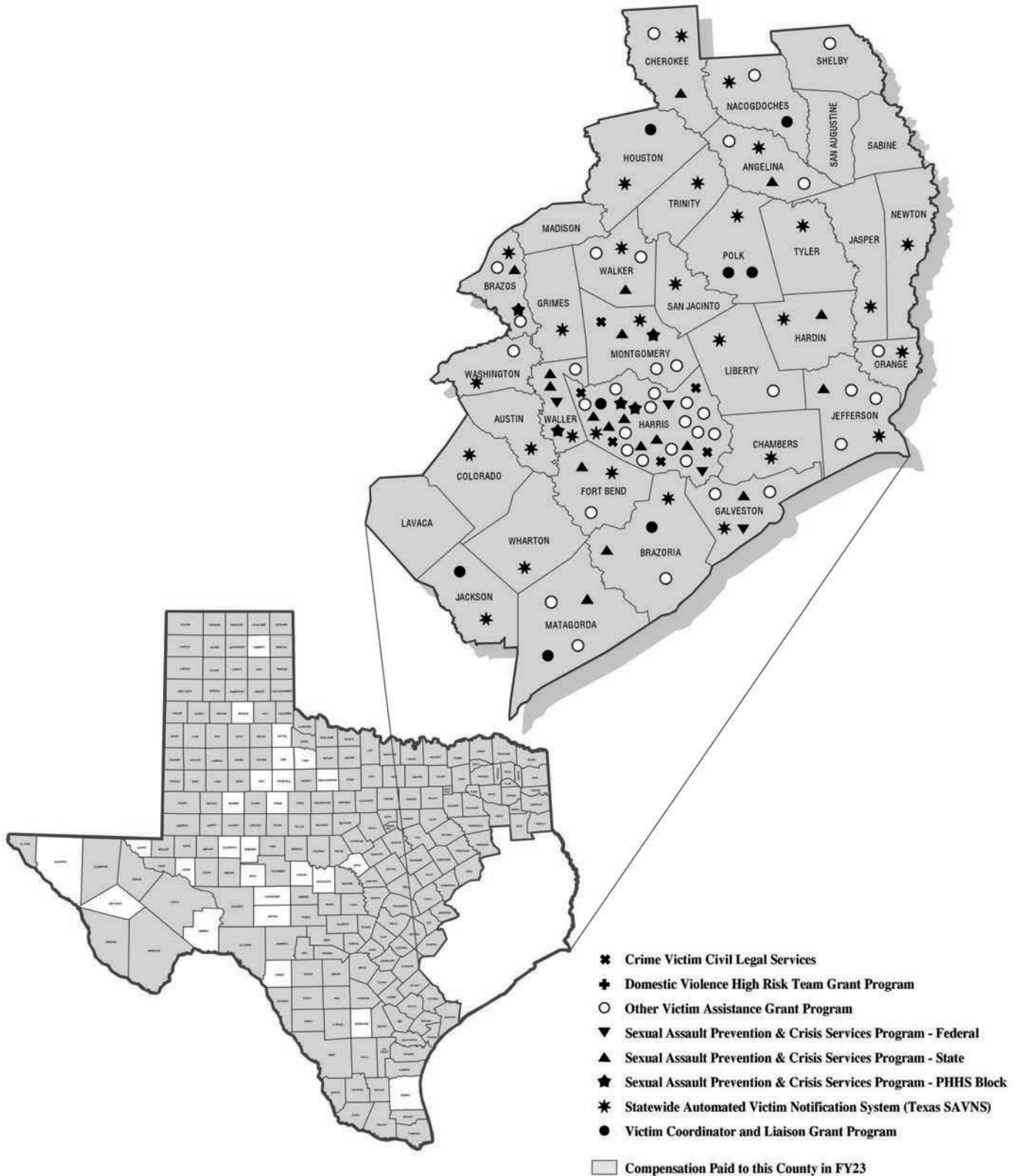


NORTH EAST TEXAS

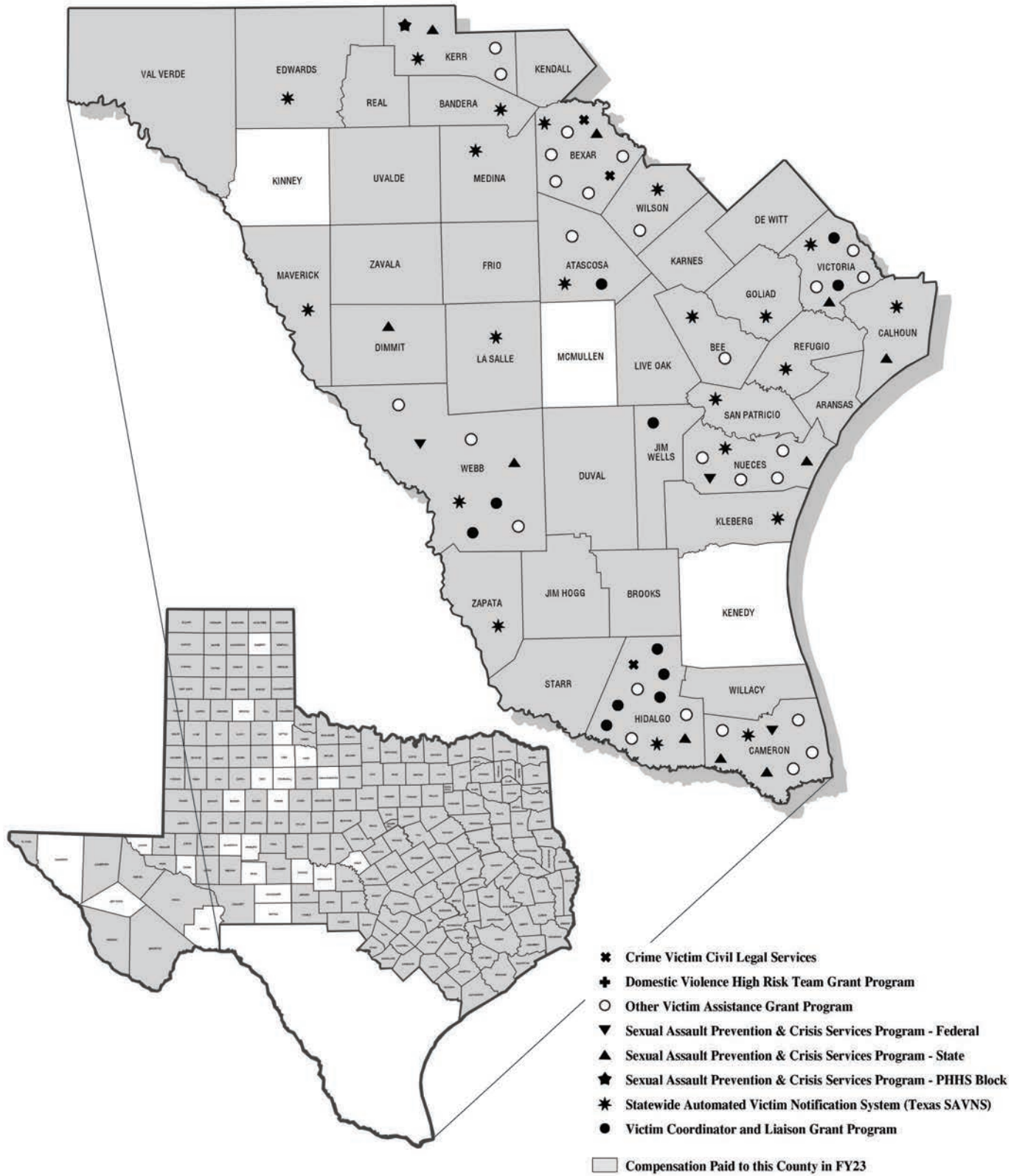
TEXAS

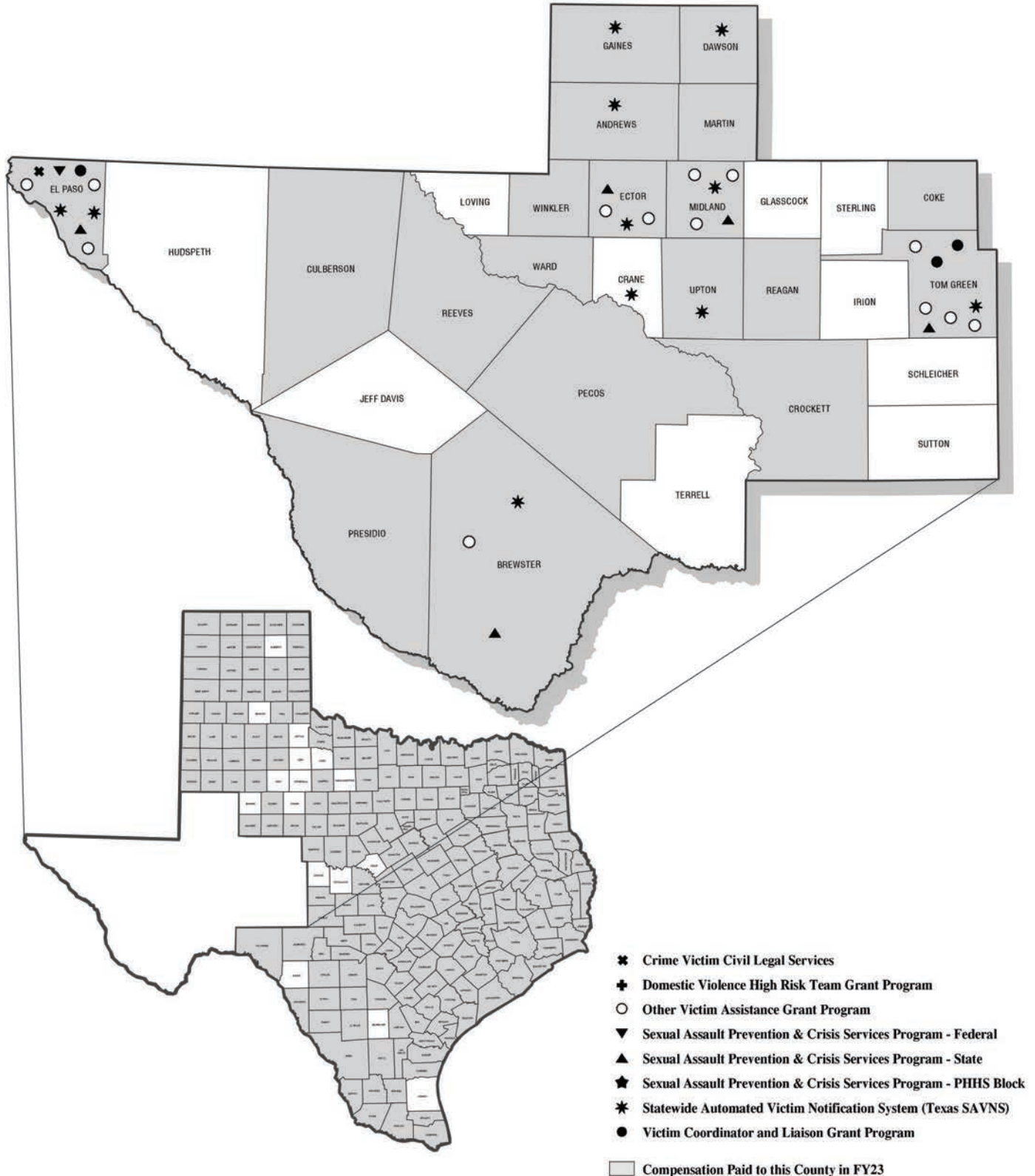


SOUTH EAST TEXAS

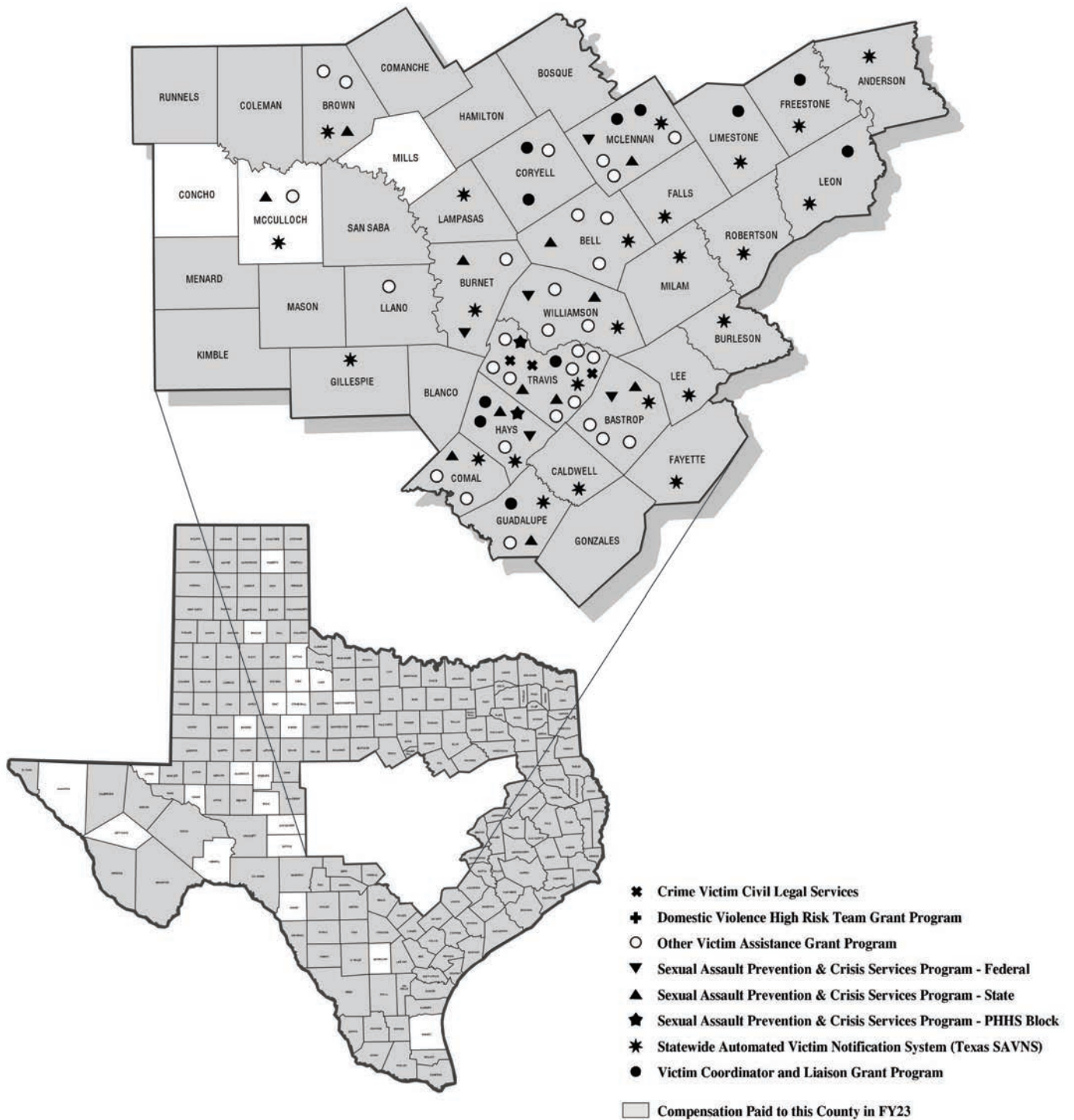


SOUTH TEXAS





CENTRAL TEXAS



Purpose

The Other Victim Assistance Grants (OVAG) program supports services that address the unmet needs of victims of crime.

Guidelines For Selection

The OVAG program rules and regulations are set forth in the Texas Administrative Code, Title 1, Part 3, Chapter 60. The OAG awards OVAG funds through a competitive application process. Eligible applicants must be a governmental entity or maintain legal status as a 501(c)(3) nonprofit organization. To be considered for funding, applicants must demonstrate within their grant applications an ability and willingness to effectively provide victim-related services which include:

- Providing direct victim services;
- Providing outreach or community education;
- Connecting crime victims to services to aid in their recovery;
- Training professionals and volunteers to improve their services to victims; or
- Providing other administrative functions related to victim services.

FY 2023 was the second year of a two-year grant application cycle. Applications were carefully evaluated and scored by a team of OAG evaluators. Scoring results were based on information and documentation provided by the applicants, including a description of project activities, project objectives and outcomes, and proposed project budgets.

Awards

For FY 2023, the OAG awarded 196 OVAG grants totaling \$9,910,074.00. These grants were awarded to a variety of nonprofit organizations and government entities committed to providing crime victim services throughout Texas.

Summary of Reports & Effectiveness

OVAG funded programs served 265,034 victims of crime during FY 2023. Of these victims, 104,203 received crisis intervention, 59,411 received individual counseling, 18,629 received legal assistance and 98,512 received follow-up services. Additionally, 49,793 victims received assistance with applying for Crime Victims' Compensation, and 201,197 victims received information about victim rights and available community resources.

Victim Coordinator & Liaison Grants

VCLG

Purpose

The Victim Coordinator and Liaison Grants (VCLG) program supports statutorily required Victim Assistance Coordinator and Crime Victim Liaison positions for local law enforcement agencies and prosecutors' offices, as described in the Texas Code of Criminal Procedure, Articles 56A.201, 56A.202, 56A.203, and 56A.204. The positions funded by these programs provide direct services to victims of crime, assisting them with crime victims' compensation applications and other statutory rights.

Guidelines For Selection

The VCLG program rules and regulations are set forth in the Texas Administrative Code, Title 1, Part 3, Chapter 60. The OAG awards VCLG funds through a competitive application process. FY 2023 was the second year of a two-year grant application cycle. Applications were carefully evaluated and scored by a team of OAG evaluators. Scoring results were based on information and documentation provided by the applicants, including a description of project activities, project objectives and outcomes, and proposed project budgets.

Awards

For FY 2023, the OAG awarded 52 VCLG grants totaling \$2,287,826.00. These grants were awarded to:

- 32 prosecutors' offices
- 12 police departments
- 8 sheriffs' offices

Summary of Reports & Effectiveness

VCLG funded programs served 47,407 victims of crime in FY 2023. Of these victims, 12,665 received assistance with applying for Crime Victims' Compensation and 6,903 received help with completion of victim impact statements. Additionally, 25,104 victims received advocacy services, and 32,852 victims received information about victim rights and community resources.

Purpose

The Sexual Assault Prevention and Crisis Services (SAPCS) grant program supports local and statewide programs that are addressing the problem of sexual assault through direct services, training, education and prevention with SAPCS-State and SAPCS-PHHS Block grants and primary prevention efforts with SAPCS-Federal grants.

Guidelines for Selection

The SAPCS program rules and regulations are set forth in the Texas Administrative Code, Title 1, Part 3, Chapter 62. The OAG awards SAPCS funds through a competitive application process. To be eligible to receive SAPCS funding, local programs must generally be 501(c)(3) nonprofit organizations or governmental entities that offer the required basic services for at least nine months prior to receiving an award. These basic services include the following:

- 24-hour crisis hotline;
- Crisis intervention;
- Public education;
- Advocacy and accompaniment to hospitals, law enforcement offices, prosecutors' offices and courts; and
- Activities related to the prevention of Sexual Violence.

Fiscal Year (FY) 2023 was the second year of a two-year grant application cycle for SAPCS-State and SAPCS-PHHS Block. FY 2023 was the fourth year of a four-year grant application cycle for SAPCS-Federal. Except for SAPCS-State, applications were carefully evaluated and scored by a team of OAG evaluators. Scoring results were based on information and documentation provided by the applicants, including a description of project activities, project objectives and outcomes and proposed project budgets. SAPCS-State grants were not scored as there was sufficient funding to fund all eligible applicants. OAG evaluators reviewed project activities, project objective and outcomes, and proposed budgets in SAPCS-State applications in order to ensure eligibility and compliance with the grant program.

Awards

SAPCS-State:

In FY 2023, the OAG awarded 75 grants totaling \$14,784,792.00 to sexual assault programs across the state for direct victim services and prevention of sexual violence.

SAPCS-PHHS Block:

In FY 2023, the OAG awarded grants to 12 entities totaling \$608,448.

- 11 grants were awarded to local sexual assault programs across the state for individual counseling and support/therapeutic groups in an effort to reduce counseling waitlists.
- 1 grant was awarded to a statewide coalition to provide training and technical assistance to local sexual assault programs as well as prevention of sexual violence.

SAPCS-Federal:

In FY 2023, the OAG awarded grants to 19 entities totaling \$2,285,424.

- 18 grants were awarded to local sexual assault programs across the state to conduct sexual assault primary prevention activities; and
- 1 grant was awarded to a statewide coalition to provide training and technical assistance to local sexual assault programs, as well as other local and statewide organizations and to support a statewide curriculum development project and evaluation component.

Summary of Reports & Effectiveness

During the time period of September 1, 2022-August 31, 2023, sexual assault programs reported providing services to 49,722 sexual assault survivors.

- 11% percent were male, 85% percent were female and for 4% percent the gender was unknown; and
- 72% percent were adults, 21% percent were children and for 7% percent the age was unknown.

These programs also reported presenting 6,488 education and training sessions to 136,601 community members, students and professionals.

Texas Statewide Automated Victim Notification System

SAVNS

Texas SAVNS covers 92 percent of the state's population and 97 percent of the reported violent crime in Texas.

Purpose

The Texas Constitution affords victims of crime the right to be notified, upon request, of an offender's release from incarceration and of upcoming court proceedings. This requested notification is facilitated by the Statewide Automated Victim Notification System (SAVNS). The Texas Legislature allocated resources to the OAG to facilitate the implementation and maintenance of the statewide system. The OAG certified the vendor to work directly with those Texas counties electing to participate in the Texas SAVNS program. In 2020, the Texas Department of Criminal Justice (TDCJ), elected to work with another vendor for their victim notification program and no longer participates in the Texas SAVNS program provided by the OAG.

Texas SAVNS

Texas SAVNS provides victims and concerned members of the community with up-to-date information about offenders' county and state jail custody and court status, 24 hours a day, seven days a week, 365 days a year. This information is provided through a single statewide toll-free telephone number: (877) TX4-VINE [(877) 894-8463] or through the VINE (Certified Vendor's system) website at www.vinelink.com.

Registered users are contacted by phone or email whenever there is a change in an offender's status. The users may also check on an offender's status at any time by phone, through the website or mobile app. Trained operators are available at all times to assist if needed. In FY 2023, Texas SAVNS tracked 640,627 releases from custody, made 103,059 confirmed notification calls, made 401,744 notifications via text, made 189,251 notifications via e-mail, and registered 256,995 new victims for notification.

The VINELink Site received 5,028,434 site searches, the VINEWatch Site received 41,259 site searches and the VINE MobilePatrol Public Safety App received 7,920,248 site searches, for a total of 12,959,941 information searches during FY 2023. These searches are not necessarily by registered users, but by interested parties. During FY 2023, 26,710 callers utilized the 877-TX4-VINE toll-free telephone number to obtain information.

Awards

In FY 2023, the OAG awarded 150 SAVNS grant contracts totaling \$2,733,011.35 to the 149 counties, plus the El Paso County Community Supervision and Corrections Department, participating in this voluntary program.

Contract Management

To assure the certified vendor and the counties are functioning within the requirements of the program, the OAG conducts regular assessments to verify compliance with standards and protocols. Oversight activities include technical assistance via phone, email and virtually.

Domestic Violence High Risk Teams Grant Program

DVHRT

Purpose

The purpose of the Domestic Violence High Risk Teams (DVHRT) grant program is to develop and support multidisciplinary teams that coordinate efforts to increase the safety of victims of family violence, as that term is defined by Section 71.004, Family Code, by monitoring and containing perpetrators while providing victim services. The team may be composed of law enforcement officers, prosecutors, community supervision and corrections departments, victim advocates, nonprofit organizations that provide services or shelter to victims of family violence, and medical personnel. The team members work together to share information and communicate to provide the best possible responses to victims at high risk.

Guidelines for Selection

The 84th Texas Legislature, through House Bill No. 3327, directs the OAG to award grants to domestic violence high risk teams in communities across the state. The attorney general is given the authority to request proposals for the award of grants under this section. The attorney general shall evaluate the proposals and award grants based on the need for domestic violence services in the community in which the team is located and the effectiveness or potential effectiveness of the team. The purpose of the grant is to:

- Identify and contract with sites in local communities that have the capacity to implement best practice models for high risk teams or expand existing Domestic Violence High Risk Teams;
- Evaluate funded site results;
- Identify best practice models that may be implemented in other communities;
- Provide technical assistance to communities interested in implementing domestic violence high risk teams; and
- Make recommendations to improve the implementation and/or the expansion of DVHRTs in Texas.

Awards

In Fiscal Year (FY) 2022, the OAG awarded one grant to the Texas Council on Family Violence, Incorporated (TCFV) for \$300,000. TCFV sub-awarded \$270,000 to one local District Attorney's office, one County, and four local non-profit organizations to develop and maintain Domestic Violence High Risk Teams in their communities. The balance of the award was utilized by the Texas Council on Family Violence, Incorporated to provide oversight and to support the local programs.

FY 2022 was the first year of a two-year grant application cycle. Applications were carefully evaluated by a team of OAG evaluators. Evaluation results were based on information and documentation provided by the applicants, including a description of project activities, project objectives and outcomes and proposed project budgets.

Summary of Reports & Effectiveness

In FY 2022, the funded Domestic Violence High Risk Teams:

- Had 173 cases of Domestic Violence reported to them and contacted 173 victims.
 - Of the 173 victims, 54 were repeat victims of the same offender.
 - 101 Victims were provided with Advocacy;
 - 52 Victims were provided with Housing; and
 - 57 Victims were provided with Legal Assistance
- Conducted 178 Risk Assessments

In FY 2022, the Texas Council on Family Violence, Incorporated:

- Provided 178 instances of Technical Assistance to Domestic Violence High Risk Teams

Crime Victim Civil Legal Services Grants

CVCLS

Purpose

The Crime Victim Civil Legal Services (CVCLS) grants program was authorized by the Texas Legislature to increase the availability of free or affordable civil legal services for victims of crime, such as protective orders, disability benefits and other legal assistance.

Guidelines for Selection

The Office of the Attorney General (OAG) entered into an interagency contract with the Supreme Court of Texas (Court) to support the CVCLS grants. The Court contracts with the Texas Access to Justice Foundation (TAJF) to award and manage these grant funds. The requirements for selecting recipient programs are set forth in the Order of the Court establishing TAJF as the CVCLS administrator. To be eligible to apply for these funds, a program must:

- Have a 501(c)(3) nonprofit organization status;
- Provide victim-related civil legal services to victims, immediate family members of victims or claimants;
- Provide services based on meeting certain income eligibility requirements;
- Maintain open records;
- Conduct open meetings; and
- Comply with other policies adopted by the Court and TAJF.

TAJF awards these funds to eligible local programs through a competitive grant application process. TAJF staff carefully evaluates applicants on their history with TAJF, including compliance and on-site evaluations, and submits program selection recommendations to the TAJF board of Directors. The board reviews these recommendations and considers such factors as ability to provide proposed services, underserved populations or areas of the state and the potential for duplication of services. New applicants provide oral presentations to the TAJF board of Directors on their organization and proposed services.

Awards

For FY 2023, the OAG awarded one contract to the Supreme Court of Texas for \$2,500,000. TAJF, which administers this program for the Court, sub-awarded \$2,447,500 to 16 local crime victim civil legal services programs in Texas. The balance of the award was utilized by TAJF to provide oversight and to support the local civil legal services programs.

Summary of Reports & Effectiveness

For FY 2023, local and statewide programs served 15,236 victims of crime in 164 counties. These funds have continued to cultivate a collaborative environment for the network of legal aid providers and the victim services agencies. Programs also address the problem of human trafficking and the extremely diverse services necessary to assist these victims.

Audit & Oversight Activities

To ensure accountability for these funds, the following audit and oversight activities were utilized:

- OAG staff reviewed financial and programmatic reports submitted on a quarterly basis by the Court. These reports encompass the financial expenditures and performance of all local programs funded through this contract;
- OAG staff reviewed and approved the original budget and revisions;
- TAJF staff conducted one or more of the following for each sub-awarded entity: program monitoring; review of quarterly fiscal and programmatic productivity reports; review of annual audit; and review of annual report of services and self-assessment.

Purpose

The purpose of the Sexual Assault Services Program Grant is to provide program development and legal training to local sexual assault programs, including standardizing the quality of services provided, preventing sexual assault, and improving services to survivors and other individuals affected by sexual violence. The grant also provides statewide training for local programs, professionals and other victim service groups.

Guidelines for Selection

The Texas Legislature directs the OAG to contract with a statewide organization that has expertise in understanding the dynamics of sexual assault, developing informational materials and providing training for sexual assault programs and community professional groups. The attorney general is given the authority to request proposals for the award of grants under this section. The attorney general shall evaluate the proposals and award grants based on the need for prevention services in the community. The purpose of the grant is to:

- Standardize the quality of services provided
- Preventing sexual assault; and
- Improving services to survivors and other individuals affected by sexual violence

Awards

In Fiscal Year (FY) 2023, the OAG awarded one grant to the Texas Association Against Sexual Assault, Inc. (TAASA) for \$1,524,468.00.

FY 2022 was the second year of a two-year grant application cycle. Applications were carefully evaluated by a team of OAG evaluators. Evaluation results were based on information and documentation provided by the applicants, including a description of project activities, project objectives and outcomes and proposed project budgets.

Summary of Reports & Effectiveness

For FY 2023, TAASA provided 19 training sessions to local sexual assault programs which included 341 participants. Other activities and education materials provided by TAASA include the following:

- Provided 702 Advocate Manuals;
- Provided 96,787 Downloaded Website Materials to sexual assault programs;
- Provided 2,700 Survivor Booklets to sexual assault programs;
- Conducted 40 Professional Training Sessions for 2,436 Individuals; and
- Provided 197 Instances of Technical Assistance to Sexual Assault Programs.

Audit & Oversight Activities

To ensure accountability for funds awarded to the grantee, the following audit and oversight activities were utilized:

- OAG staff reviewed and analyzed monthly invoices and financial status reports in addition to quarterly program performance reports;
- OAG staff approved the original budget and all budget amendments;
- OAG staff reviewed the annual or single audit.
- OAG staff conducted a monitoring review of the grant received by the Texas Association Against Sexual Assault, Inc.

VICTIM ASSISTANCE GRANTS FUNDED BY COUNTY

County	Agency Name	Grant Title	Award Amount
Anderson			
Anderson	Anderson County	SAVNS	\$16,064.77
Andrews			
Andrews	Andrews County	SAVNS	\$8,944.28
Angelina			
Angelina	Angelina Alliance for Children, Inc.	OVAG	\$43,481.00
Angelina	Angelina County	SAVNS	\$18,592.27
Angelina	Women's Shelter of East Texas, Inc.	OVAG	\$45,000.00
Angelina	Women's Shelter of East Texas, Inc.	SAPCS-State	\$148,165.00
Atascosa			
Atascosa	81st Judicial District Attorney's Office	VCLG	\$45,000.00
Atascosa	Atascosa County	SAVNS	\$16,064.77
Atascosa	CASA of South Texas	OVAG	\$42,700.00
Atascosa	Safer Path Family Violence Shelter, Inc.	OVAG	\$36,240.00
Austin			
Austin	Austin County	SAVNS	\$7,986.33
Bailey			
Bailey	Bailey County	SAVNS	\$7,986.33
Bandera			
Bandera	Bandera County	SAVNS	\$7,028.38
Bastrop			
Bastrop	Bastrop County	SAVNS	\$18,592.27
Bastrop	Bastrop County Women's Shelter, Inc.	OVAG	\$45,000.00
Bastrop	Bastrop County Women's Shelter, Inc.	SAPCS-Federal	\$105,800.00
Bastrop	Bastrop County Women's Shelter, Inc.	SAPCS-State	\$168,996.00
Bastrop	Court Appointed Special Advocates of Bastrop County	OVAG	\$45,000.00
Bastrop	The Children's Advocacy Center, Serving Bastrop, Lee and Fayette Counties	OVAG	\$44,982.00
Bee			
Bee	Bee County	SAVNS	\$18,592.27
Bee	CASA of Bee, Live Oak and McMullen Counties, Texas	OVAG	\$45,000.00
Bell			
Bell	Bell County	SAVNS	\$26,075.06
Bell	CASA of Bell and Coryell Counties	OVAG	\$44,850.00
Bell	Families In Crisis, Incorporated	OVAG	\$45,000.00
Bell	Families In Crisis, Incorporated	SAPCS-State	\$148,165.00
Bell	Lone Star Legal Aid	OVAG	\$44,500.00
Bexar			
Bexar	Alamo Area Rape Crisis Center	OVAG	\$44,953.00
Bexar	Alamo Area Rape Crisis Center	SAPCS-State	\$640,553.00
Bexar	Bexar County	SAVNS	\$92,319.53
Bexar	Child Advocates San Antonio	OVAG	\$45,000.00
Bexar	ChildSafe	OVAG	\$45,000.00
Bexar	Family Service Association of San Antonio, Inc.	OVAG	\$42,000.00
Bexar	Family Violence Prevention Services, Inc., DBA Battered Women's Shelter of Bexar County	CVCLS	\$69,510.00

County	Agency Name	Grant Title	Award Amount
Bexar	Family Violence Prevention Services, Inc., DBA Battered Women's Shelter of Bexar County	OVAG	\$42,000.00
Bexar	St. Mary's University School of Law, Center for Legal and Social Justice Immigration Clinic	CVCLS	\$59,662.00
Bowie			
Bowie	Bowie County	SAVNS	\$18,592.27
Bowie	Bowie County District Attorney's Office	VCLG	\$43,132.00
Bowie	Domestic Violence Prevention, Incorporated	OVAG	\$42,000.00
Bowie	Domestic Violence Prevention, Incorporated	SAPCS-State	\$148,165.00
Brazoria			
Brazoria	Brazoria County	SAVNS	\$30,143.66
Brazoria	Brazoria County Alliance for Children, Inc.	OVAG	\$44,785.00
Brazoria	Brazoria County District Attorney's Office	VCLG	\$45,000.00
Brazoria	Women's Center of Brazoria County, Inc.	SAPCS-State	\$148,165.00
Brazos			
Brazos	Brazos County	Domestic Violence High Risk Teams	\$55,000.00
Brazos	Brazos County	SAVNS	\$30,143.66
Brazos	Brazos County Rape Crisis Center, Inc.	SAPCS-PHHS Block	\$51,319.00
Brazos	Brazos County Rape Crisis Center, Inc.	SAPCS-State	\$148,165.00
Brazos	Scotty's House Brazos Valley Child Advocacy Center, Inc.	OVAG	\$45,000.00
Brazos	Voices for Children, Inc.	OVAG	\$45,000.00
Brewster			
Brewster	Brewster County	SAVNS	\$4,525.50
Brewster	Family Crisis Center of the Big Bend, Inc.	OVAG	\$45,000.00
Brewster	Family Crisis Center of The Big Bend, Inc.	SAPCS-State	\$148,165.00
Brown			
Brown	Brown County	SAVNS	\$18,592.27
Brown	Court Appointed Special Advocates in the Heart of Texas	OVAG	\$45,000.00
Brown	The ARK Domestic Violence Shelter	OVAG	\$42,000.00
Brown	The Ark Domestic Violence Shelter	SAPCS-State	\$148,165.00
Burleson			
Burleson	Burleson County	SAVNS	\$7,028.38
Burnet			
Burnet	Burnet County	SAVNS	\$18,592.27
Burnet	Highland Lakes Family Crisis Center, Inc.	OVAG	\$42,000.00
Burnet	Highland Lakes Family Crisis Center, Inc.	SAPCS-Federal	\$105,800.00
Burnet	Highland Lakes Family Crisis Center, Inc.	SAPCS-State	\$148,165.00
Caldwell			
Caldwell	Caldwell County	SAVNS	\$18,592.27
Calhoun			
Calhoun	Calhoun County	SAVNS	\$7,986.33
Calhoun	Child Welfare Alliance of Calhoun County, Inc. dba: The Harbor Children's Alliance and Victim Center	SAPCS-State	\$148,165.00
Cameron			
Cameron	Cameron County	SAVNS	\$26,978.00
Cameron	Cameron County Children Advocacy Centers, Inc.	OVAG	\$45,000.00
Cameron	CASA of Cameron and Willacy Counties, Inc.	OVAG	\$45,000.00
Cameron	Friendship of Women, Inc.	OVAG	\$42,000.00

County	Agency Name	Grant Title	Award Amount
Cameron	Friendship of Women, Inc.	SAPCS-Federal	\$105,800.00
Cameron	Friendship of Women, Inc.	SAPCS-State	\$148,165.00
Cameron	The Family Crisis Center, Inc.	OVAG	\$42,000.00
Cameron	The Family Crisis Center, Inc.	SAPCS-State	\$148,165.00
Camp			
Camp	Camp County	SAVNS	\$8,944.28
Carson			
Carson	Carson County	SAVNS	\$7,986.33
Cass			
Cass	Cass County	SAVNS	\$18,592.27
Cass	Cass County District Attorney's Office	VCLG	\$45,000.00
Chambers			
Chambers	Chambers County	SAVNS	\$7,986.24
Cherokee			
Cherokee	Cherokee County	SAVNS	\$18,592.27
Cherokee	Crisis Center of Anderson & Cherokee Counties	OVAG	\$42,000.00
Cherokee	Crisis Center of Anderson & Cherokee Counties	SAPCS-State	\$148,165.00
Childress			
Childress	Childress County	SAVNS	\$7,028.38
Clay			
Clay	Clay County	SAVNS	\$7,028.38
Cochran			
Cochran	Cochran County	SAVNS	\$7,986.33
Collin			
Collin	Children's Advocacy Center of Collin County, Inc.	OVAG	\$45,000.00
Collin	Collin County	SAVNS	\$30,143.66
Collin	Court Appointed Special Advocates of Collin County, Inc.	OVAG	\$44,998.00
Collin	Hope's Door	OVAG	\$42,000.00
Collin	Rape Crisis Center of Collin County, Inc.	OVAG	\$45,000.00
Collin	Rape Crisis Center of Collin County, Inc.	SAPCS-PHHS Block	\$52,335.00
Collin	Rape Crisis Center of Collin County, Inc.	SAPCS-State	\$317,282.00
Collingsworth			
Collingsworth	100th Judicial District Attorney's Office	VCLG	\$43,090.00
Colorado			
Colorado	Colorado County	SAVNS	\$7,028.38
Comal			
Comal	CASA of Central Texas, Inc.	OVAG	\$45,000.00
Comal	Comal County	SAVNS	\$18,592.32
Comal	Comal County Family Violence Shelter, Inc.	OVAG	\$42,000.00
Comal	Comal County Family Violence Shelter, Inc.	SAPCS-State	\$148,165.00
Cooke			
Cooke	Abigail's Arms Cooke County Family Crisis Center	OVAG	\$45,000.00
Cooke	Abigail's Arms Cooke County Family Crisis Center	SAPCS-State	\$148,165.00
Cooke	Cooke County District Attorney's Office	VCLG	\$45,000.00
Coryell			
Coryell	Coryell County Attorney's Office	VCLG	\$45,000.00
Coryell	Coryell County District Attorney's Office	VCLG	\$45,000.00

County	Agency Name	Grant Title	Award Amount
Coryell	Mission Righteous Roots	OVAG	\$44,998.00
Crane			
Crane	Crane County	SAVNS	\$7,986.33
Dallam			
Dallam	Dallam County	SAVNS	\$31,081.11
Dallas			
Dallas	Baylor Research Institute	OVAG	\$45,000.00
Dallas	Brighter Tomorrows, Inc.	SAPCS-State	\$326,727.00
Dallas	Catholic Charities of Dallas, Inc.	CVCLS	\$46,026.00
Dallas	Catholic Charities of Dallas, Inc.	OVAG	\$45,000.00
Dallas	City of Irving	VCLG	\$45,000.00
Dallas	Dallas Area Rape Crisis Center	SAPCS-Federal	\$105,800.00
Dallas	Dallas Area Rape Crisis Center	SAPCS-State	\$431,424.00
Dallas	Dallas CASA	OVAG	\$45,000.00
Dallas	Dallas Children's Advocacy Center	OVAG	\$45,000.00
Dallas	Dallas County	SAVNS	\$118,647.02
Dallas	Dallas County Criminal District Attorney's Office	VCLG	\$45,000.00
Dallas	Dallas County Hospital District	OVAG	\$44,980.00
Dallas	Jewish Family Service Of Dallas, Incorporated	OVAG	\$45,000.00
Dallas	Mosaic Family Services, Inc.	OVAG	\$45,000.00
Dallas	The Counseling Place	OVAG	\$45,000.00
Dallas	The Family Place	OVAG	\$45,000.00
Dallas	Trauma Support Services of North Texas	OVAG	\$45,000.00
Dawson			
Dawson	Dawson County	SAVNS	\$7,028.38
Deaf Smith			
Deaf Smith	Deaf Smith County	SAVNS	\$7,986.33
Deaf Smith	Deaf Smith County District Attorney's Office	VCLG	\$43,980.00
Denton			
Denton	Children's Advocacy Center for North Texas, Inc.	OVAG	\$44,744.00
Denton	Court Appointed Special Advocates of Denton County, Inc.	OVAG	\$45,000.00
Denton	Denton County	SAVNS	\$30,143.66
Denton	Denton County Friends of the Family, Inc.	OVAG	\$44,872.00
Denton	Denton County Friends of The Family, Inc.	SAPCS-State	\$167,046.00
Denton	Ranch Hands Rescue	OVAG	\$40,414.00
Denton	University of North Texas	OVAG	\$24,297.00
Dimmit			
Dimmit	Wintergarden Women's Shelter, Inc.	SAPCS-State	\$148,165.00
Eastland			
Eastland	Eastland County	SAVNS	\$7,986.33
Eastland	Eastland County Crisis Center, Inc.	SAPCS-State	\$148,165.00
Ector			
Ector	Crisis Center of West Texas	OVAG	\$42,000.00
Ector	Crisis Center of West Texas	SAPCS-State	\$148,165.00
Ector	Ector County	SAVNS	\$30,143.66
Ector	Harmony Home Children's Advocacy Center, Inc.	OVAG	\$45,000.00

County	Agency Name	Grant Title	Award Amount
Edwards			
Edwards	Edwards County	SAVNS	\$7,028.38
El Paso			
El Paso	CASA of El Paso, Inc.	OVAG	\$45,000.00
El Paso	Center Against Sexual and Family Violence, Inc.	OVAG	\$42,000.00
El Paso	Center Against Sexual And Family Violence, Inc.	SAPCS-Federal	\$105,800.00
El Paso	Center Against Sexual And Family Violence, Inc.	SAPCS-State	\$472,782.00
El Paso	Diocesan Migrant and Refugee Services	CVCLS	\$29,066.00
El Paso	El Paso County	SAVNS	\$30,143.66
El Paso	El Paso County Community Supervision & Corrections Department	SAVNS	\$14,870.90
El Paso	County of El Paso, Texas	VCLG	\$45,000.00
El Paso	El Paso Guidance Center, Inc.	OVAG	\$44,424.00
Ellis			
Ellis	Ellis County Children's Advocacy Center, Inc.	OVAG	\$44,826.00
Erath			
Erath	CASA For The Cross Timbers Area, Inc. CASA (Court Appointed Special Advocate)	OVAG	\$45,000.00
Erath	Cross Timbers Family Services	Domestic Violence High Risk Teams	\$50,000.00
Erath	Cross Timbers Family Services	OVAG	\$45,000.00
Erath	Cross Timbers Family Services	SAPCS-State	\$148,165.00
Erath	Erath County	SAVNS	\$18,592.27
Falls			
Falls	Falls County	SAVNS	\$7,986.33
Fannin			
Fannin	Fannin County	SAVNS	\$18,592.27
Fannin	Fannin County Family Crisis Center, Inc.	SAPCS-State	\$148,165.00
Fayette			
Fayette	Fayette County	SAVNS	\$7,986.33
Fort Bend			
Fort Bend	Fort Bend County	Domestic Violence High Risk Teams	\$55,000.00
Fort Bend	Fort Bend County	SAVNS	\$34,212.27
Fort Bend	Fort Bend County Women's Center, Inc.	SAPCS-State	\$154,844.00
Fort Bend	Ft. Bend County Child Advocates, Inc.	OVAG	\$42,000.00
Franklin			
Franklin	Franklin County	SAVNS	\$7,986.33
Freestone			
Freestone	Freestone County	SAVNS	\$7,028.38
Freestone	Freestone County Attorney's Office	VCLG	\$35,408.00
Gaines			
Gaines	Gaines County	SAVNS	\$8,944.28
Galveston			
Galveston	Court Appointed Special Advocates (CASA) of Galveston County	OVAG	\$41,733.00
Galveston	Galveston County	SAVNS	\$26,075.06
Galveston	Resource And Crisis Center of Galveston County, Texas, Inc.	OVAG	\$45,000.00
Galveston	Resource And Crisis Center of Galveston County, Texas, Inc.	SAPCS-Federal	\$105,800.00
Galveston	Resource And Crisis Center of Galveston County, Texas, Inc.	SAPCS-State	\$150,669.00

County	Agency Name	Grant Title	Award Amount
Garza			
Garza	Garza County	SAVNS	\$7,986.33
Gillespie			
Gillespie	Gillespie County	SAVNS	\$7,986.33
Goliad			
Goliad	Goliad County	SAVNS	\$7,986.33
Gray			
Gray	Gray County	SAVNS	\$7,028.38
Gray	Tralee Crisis Center for Women, Inc.	OVAG	\$28,818.00
Gray	Tralee Crisis Center For Women, Inc.	SAPCS-State	\$148,165.00
Grayson			
Grayson	Grayson County	SAVNS	\$30,143.66
Grayson	Grayson County Childrens' Advocacy Center	OVAG	\$45,000.00
Grayson	Grayson County Women's Crisis Line, Inc.	OVAG	\$42,000.00
Grayson	Grayson County Women's Crisis Line, Inc.	SAPCS-Federal	\$105,800.00
Grayson	Grayson County Women's Crisis Line, Inc.	SAPCS-State	\$148,165.00
Gregg			
Gregg	East Texas Child Advocates, Inc.	OVAG	\$44,896.00
Gregg	Gregg County	SAVNS	\$30,143.66
Gregg	The Martin House Children's Advocacy Center	OVAG	\$44,910.00
Gregg	Women's Center of East Texas, Inc.	SAPCS-State	\$148,165.00
Grimes			
Grimes	Grimes County	SAVNS	\$7,028.38
Guadalupe			
Guadalupe	City of Seguin Police Department	VCLG	\$45,000.00
Guadalupe	Guadalupe County	SAVNS	\$18,592.32
Guadalupe	Guadalupe County Children's Advocacy Center, Inc.	OVAG	\$44,999.00
Guadalupe	Guadalupe Valley Family Violence Shelter, Inc.	OVAG	\$45,000.00
Guadalupe	Guadalupe Valley Family Violence Shelter, Inc.	SAPCS-State	\$148,165.00
Hale			
Hale	Crisis Center of the Plains	OVAG	\$42,000.00
Hale	Crisis Center of The Plains	SAPCS-State	\$148,165.00
Hale	Hale County	SAVNS	\$18,592.27
Hansford			
Hansford	Hansford County	SAVNS	\$7,028.38
Hardin			
Hardin	Hardin County	SAVNS	\$16,064.77
Hardin	Hardin County Crime Victims Assistance Center	SAPCS-State	\$148,165.00
Harris			
Harris	Aid to Victims of Domestic Abuse	CVCLS	\$82,497.00
Harris	AVDA	OVAG	\$42,000.00
Harris	Bay Area Turning Point, Inc.	OVAG	\$45,000.00
Harris	Bay Area Turning Point, Inc.	SAPCS-State	\$323,227.00
Harris	Boat People SOS, Inc.	CVCLS	\$62,030.00
Harris	Catholic Charities of the Archdiocese of Galveston-Houston	OVAG	\$45,000.00
Harris	Catholic Charities of the Archdiocese of Galveston-Houston	CVCLS	\$60,000.00

County	Agency Name	Grant Title	Award Amount
Harris	Child Advocates, Incorporated	OVAG	\$45,000.00
Harris	City of Pasadena Police Department	VCLG	\$43,632.00
Harris	Daya, Inc. (Daya)	OVAG	\$45,000.00
Harris	Family Ties Family Resource Services	OVAG	\$45,000.00
Harris	Familytime Crisis And Counseling Center	SAPCS-State	\$179,205.00
Harris	Fresh Spirit Wellness for Women,Inc.	OVAG	\$45,000.00
Harris	Harris County	SAVNS	\$118,647.02
Harris	Houston Area Women's Center, Inc.	OVAG	\$45,000.00
Harris	Houston Area Women's Center, Inc.	SAPCS-Federal	\$105,800.00
Harris	Houston Area Women's Center, Inc.	SAPCS-State	\$734,804.00
Harris	Justice for Children	OVAG	\$42,000.00
Harris	Katy Christian Ministries	OVAG	\$45,000.00
Harris	Katy Christian Ministries	SAPCS-State	\$227,938.00
Harris	Lone Star Legal Aid	CVCLS	\$462,184.00
Harris	South Texas College of Law Houston, Inc.	OVAG	\$42,024.00
Harris	The Bridge Over Troubled Waters, Inc.	Domestic Violence High Risk Teams	\$55,000.00
Harris	The Bridge Over Troubled Waters, Inc.	OVAG	\$42,000.00
Harris	The Bridge Over Troubled Waters, Inc.	SAPCS-Federal	\$105,800.00
Harris	The Bridge Over Troubled Waters, Inc.	SAPCS-PHHS Block	\$41,266.00
Harris	The Bridge Over Troubled Waters, Inc.	SAPCS-State	\$151,100.00
Harris	The Montrose Center	OVAG	\$45,000.00
Harris	The Montrose Center	SAPCS-PHHS Block	\$52,338.00
Harris	The Montrose Center	SAPCS-State	\$152,007.00
Harris	The Parris Foundation	OVAG	\$45,000.00
Harris	University of Houston Law Foundation for Law Center Immigration Clinical Program	CVCLS	\$30,000.00
Harrison			
Harrison	Harrison County	SAVNS	\$18,592.27
Hays			
Hays	City of Kyle	VCLG	\$45,000.00
Hays	City of San Marcos	VCLG	\$45,000.00
Hays	Hays County	SAVNS	\$30,143.66
Hays	Hays County Women's Center, Inc.	OVAG	\$45,000.00
Hays	Hays County Women's Center, Inc.	SAPCS-Federal	\$105,800.00
Hays	Hays County Women's Center, Inc.	SAPCS-PHHS Block	\$50,008.00
Hays	Hays County Women's Center, Inc.	SAPCS-State	\$172,207.00
Hemphill			
Hemphill	Hemphill County	SAVNS	\$7,028.38
Henderson			
Henderson	Court Appointed Special Advocates of Trinity Valley, Inc.	OVAG	\$45,000.00
Henderson	Henderson County	SAVNS	\$18,592.27
Henderson	The Henderson County HELP Center, Inc.	OVAG	\$45,000.00
Hidalgo			
Hidalgo	City of Edinburg	VCLG	\$45,000.00
Hidalgo	City of McAllen	VCLG	\$42,000.00
Hidalgo	City of Mission Police Department	OVAG	\$44,954.00
Hidalgo	City of Palmview Police Department	VCLG	\$44,608.00
Hidalgo	City of Pharr Police Department	VCLG	\$42,000.00

County	Agency Name	Grant Title	Award Amount
Hidalgo	Hidalgo County	SAVNS	\$30,143.66
Hidalgo	Hidalgo County District Attorney's Office	VCLG	\$45,000.00
Hidalgo	Rio Grande Valley Empowerment Zone Corporation	OVAG	\$45,000.00
Hidalgo	Texas Rio Grande Legal Aid, Inc.	CVCLS	\$769,143.00
Hidalgo	Women Together (Foundation), Inc.	OVAG	\$42,000.00
Hidalgo	Women Together (Foundation), Inc.	SAPCS-State	\$314,634.00
Hill			
Hill	Hill County	SAVNS	\$18,592.27
Hill	Hill County Attorney's Office	VCLG	\$45,000.00
Hockley			
Hockley	Hockley County	SAVNS	\$10,541.11
Hood			
Hood	Hood County	SAVNS	\$18,592.27
Hood	Hood County Sheriff's Office	VCLG	\$42,000.00
Hood	Mission Granbury, Inc.	OVAG	\$41,803.00
Hood	Mission Granbury, Inc.	SAPCS-State	\$148,165.00
Hood	Paluxy River Children's Advocacy Center, Inc.	OVAG	\$45,000.00
Hopkins			
Hopkins	Hopkins County	SAVNS	\$24,435.23
Houston			
Houston	Houston County	SAVNS	\$7,028.38
Houston	Houston County Attorney's Office	VCLG	\$45,000.00
Howard			
Howard	Howard County	SAVNS	\$18,616.85
Hunt			
Hunt	CASA for Hunt County, Inc.	OVAG	\$45,000.00
Hunt	Hunt County	SAVNS	\$18,592.27
Hunt	Hunt County Rape Crisis Center, Inc.	OVAG	\$45,000.00
Hunt	Hunt County Rape Crisis Center, Inc.	SAPCS-State	\$148,165.00
Hunt	Women in Need, Inc.	OVAG	\$42,000.00
Hutchinson			
Hutchinson	Hutchinson County	SAVNS	\$7,986.33
Hutchinson	Hutchinson County Crisis Center, Inc.	SAPCS-State	\$148,165.00
Jackson			
Jackson	Jackson County	SAVNS	\$7,028.38
Jackson	Jackson County District Attorney's Office	VCLG	\$32,000.00
Jasper			
Jasper	Jasper County	SAVNS	\$18,592.27
Jefferson			
Jefferson	Court Appointed Special Advocates of Southeast Texas, Inc.	OVAG	\$42,179.00
Jefferson	Family Services of Southeast Texas, Inc.	OVAG	\$42,000.00
Jefferson	Jefferson County	SAVNS	\$30,143.66
Jefferson	Rape and Suicide Crisis of Southeast Texas, Inc.	OVAG	\$42,000.00
Jefferson	Rape And Suicide Crisis of Southeast Texas, Inc.	SAPCS-State	\$148,165.00
Jim Wells			
Jim Wells	79th Judicial District Attorney's Office	VCLG	\$45,000.00

County	Agency Name	Grant Title	Award Amount
Johnson			
Johnson	Johnson County	SAVNS	\$30,143.66
Johnson	Johnson County Children's Advocacy Center	OVAG	\$45,000.00
Johnson	Johnson County Family Crisis Center	OVAG	\$42,000.00
Johnson	Johnson County Family Crisis Center	SAPCS-State	\$148,165.00
Kaufman			
Kaufman	Children's Advocacy Center for Kaufman County	OVAG	\$44,620.00
Kaufman	Kaufman County	SAVNS	\$16,064.82
Kaufman	Kaufman County Criminal District Attorney's Office	VCLG	\$45,000.00
Kerr			
Kerr	Hill Country CASA	OVAG	\$45,000.00
Kerr	Hill Country Crisis Council, Inc.	OVAG	\$42,000.00
Kerr	Hill Country Crisis Council, Inc.	SAPCS-PHHS Block	\$51,545.00
Kerr	Hill Country Crisis Council, Inc.	SAPCS-State	\$148,165.00
Kerr	Kerr County	SAVNS	\$18,592.27
Kleberg			
Kleberg	Kleberg County	SAVNS	\$18,592.27
La Salle			
La Salle	La Salle County	SAVNS	\$7,986.33
Lamar			
Lamar	CASA for Kids, Inc.	OVAG	\$41,838.00
Lamar	Lamar County	SAVNS	\$18,592.27
Lamar	Lamar County and District Attorney's Office	VCLG	\$45,000.00
Lamar	The Children's Center, Inc.	OVAG	\$44,039.00
Lamb			
Lamb	Lamb County	SAVNS	\$7,028.38
Lamb	Lamb County and District Attorney's Office	VCLG	\$42,250.00
Lampasas			
Lampasas	Lampasas County	SAVNS	\$7,986.33
Lee			
Lee	Lee County	SAVNS	\$7,028.38
Leon			
Leon	Leon County	SAVNS	\$7,986.33
Leon	Leon County District Attorney's Office	VCLG	\$45,000.00
Liberty			
Liberty	BRIDGEHAVEN Children's Advocacy Center	OVAG	\$45,000.00
Liberty	Court Appointed Special Advocates (CASA) of Liberty/Chambers Counties, Inc.	OVAG	\$45,000.00
Liberty	Liberty County	SAVNS	\$18,592.27
Limestone			
Limestone	Limestone County	SAVNS	\$7,986.33
Limestone	Limestone County	VCLG	\$45,000.00
Lipscomb			
Lipscomb	Lipscomb County	SAVNS	\$7,986.33
Llano			
Llano	Court Appointed Special Advocates (CASA) For The Highland Lakes Area	OVAG	\$45,000.00
Lubbock			
Lubbock	CASA of the South Plains, Inc.	OVAG	\$44,999.00

County	Agency Name	Grant Title	Award Amount
Lubbock	Children's Advocacy Center of The South Plains, Texas, Inc.	OVAG	\$44,087.00
Lubbock	Legal Aid Society of Lubbock	CVCLS	\$45,000.00
Lubbock	Lubbock County	SAVNS	\$30,143.66
Lubbock	Lubbock Rape Crisis Center	OVAG	\$42,000.00
Lubbock	Lubbock Rape Crisis Center	SAPCS-Federal	\$105,800.00
Lubbock	Lubbock Rape Crisis Center	SAPCS-State	\$148,165.00
Lubbock	Lubbock Victim Assistance Services, Inc.	OVAG	\$42,000.00
Lubbock	Women's Protective Services of Lubbock, Inc.	OVAG	\$44,593.00
Lynn			
Lynn	Lynn County	SAVNS	\$7,986.33
Marion			
Marion	Marion County	SAVNS	\$8,381.11
Matagorda			
Matagorda	City of Bay City Police Department	VCLG	\$45,000.00
Matagorda	Matagorda County CASA, Inc.	OVAG	\$45,000.00
Matagorda	Matagorda County Women's Crisis Center, Inc.	OVAG	\$45,000.00
Matagorda	Matagorda County Women's Crisis Center, Inc.	SAPCS-State	\$148,165.00
Maverick			
Maverick	Maverick County	SAVNS	\$16,064.77
McCulloch			
McCulloch	Family Shelter of McCulloch County, Inc.	OVAG	\$45,000.00
Mcculloch	Family Shelter of McCulloch County, Inc.	SAPCS-State	\$148,165.00
McCulloch	McCulloch County	SAVNS	\$7,986.33
McLennan			
McLennan	Advocacy Center for Crime Victims and Children	OVAG	\$45,000.00
Mclennan	Advocacy Center For Crime Victims And Children	SAPCS-Federal	\$105,800.00
Mclennan	Advocacy Center For Crime Victims And Children	SAPCS-State	\$227,453.00
McLennan	Bellmead Police Department	VCLG	\$45,000.00
McLennan	CASA of McLennan County	OVAG	\$45,000.00
McLennan	Family Abuse Center	OVAG	\$45,000.00
McLennan	McLennan County	SAVNS	\$26,075.06
McLennan	McLennan County	VCLG	\$42,837.00
Medina			
Medina	Medina County	SAVNS	\$18,592.27
Midland			
Midland	CASA of West Texas	OVAG	\$45,000.00
Midland	Midland County	SAVNS	\$26,075.06
Midland	Midland Rape Crisis Center	OVAG	\$42,000.00
Midland	Midland Rape Crisis Center	SAPCS-State	\$154,168.00
Midland	Safe Place of the Permian Basin	OVAG	\$45,000.00
Milam			
Milam	Milam County	SAVNS	\$7,986.33
Mitchell			
Mitchell	Mitchell County	SAVNS	\$7,028.38
Montague			
Montague	97th Judicial District Attorney's Office	VCLG	\$44,819.00

County	Agency Name	Grant Title	Award Amount
Montgomery			
Montgomery	Montgomery County	SAVNS	\$30,143.66
Montgomery	Montgomery County Children's Advocacy Center, Inc.	OVAG	\$42,000.00
Montgomery	Montgomery County Women's Center	CVCLS	\$65,400.00
Montgomery	Montgomery County Women's Center	OVAG	\$42,000.00
Montgomery	Montgomery County Women's Center	SAPCS-PHHS Block	\$34,892.00
Montgomery	Montgomery County Women's Center	SAPCS-State	\$252,048.00
Moore			
Moore	Moore County	SAVNS	\$7,028.38
Morris			
Morris	Morris County	SAVNS	\$7,986.33
Nacogdoches			
Nacogdoches	Court Appointed Special Advocates (CASA) of Deep East Texas	OVAG	\$42,000.00
Nacogdoches	Nacogdoches County	SAVNS	\$18,592.27
Nacogdoches	Nacogdoches County Attorney's Office	VCLG	\$42,000.00
Navarro			
Navarro	Navarro County Children's Advocacy Center, Inc.	OVAG	\$45,000.00
Newton			
Newton	Newton County	SAVNS	\$8,944.28
Nolan			
Nolan	Nolan County	SAVNS	\$7,028.38
Nueces			
Nueces	Court Appointed Special Advocates of Nueces County, Inc.	OVAG	\$45,000.00
Nueces	Family Counseling Service of Corpus Christi, Texas, Incorporated	OVAG	\$45,000.00
Nueces	Nueces County	SAVNS	\$26,075.06
Nueces	The Nueces County Mental Health and Mental Retardation Community Center Foundation	OVAG	\$42,000.00
Nueces	Women's Shelter of South Texas	OVAG	\$45,000.00
Nueces	Women's Shelter of South Texas	SAPCS-Federal	\$105,800.00
Nueces	Women's Shelter of South Texas	SAPCS-State	\$171,257.00
Ochiltree			
Ochiltree	Panhandle Crisis Center, Inc.	OVAG	\$45,000.00
Ochiltree	Panhandle Crisis Center, Inc.	SAPCS-State	\$148,165.00
Orange			
Orange	Advocates for Children, Inc.	OVAG	\$45,000.00
Orange	Orange County	SAVNS	\$16,064.77
Palo Pinto			
Palo Pinto	Palo Pinto County	SAVNS	\$18,592.32
Panola			
Panola	Panola County	SAVNS	\$6,441.40
Parker			
Parker	Freedom House	OVAG	\$30,557.00
Parker	Freedom House	SAPCS-State	\$148,165.00
Parker	Parker County	SAVNS	\$18,592.32
Parmer			
Parmer	287th Judicial District Attorney's Office	VCLG	\$42,337.00
Polk			
Polk	Polk County	SAVNS	\$18,592.27

County	Agency Name	Grant Title	Award Amount
Polk	Polk County Criminal District Attorney's Office	VCLG	\$44,910.00
Polk	Polk County Sheriff's Office	VCLG	\$43,855.00
Potter			
Potter	Amarillo Area Court Appointed Special Advocates, Inc.	OVAG	\$44,886.00
Potter	Family Support Services of Amarillo	OVAG	\$42,000.00
Potter	Family Support Services of Amarillo	SAPCS-State	\$168,509.00
Potter	Potter County	SAVNS	\$30,143.66
Potter	Potter County	VCLG	\$45,000.00
Potter	The Bridge	OVAG	\$45,000.00
Rains			
Rains	Rains County	SAVNS	\$7,028.38
Randall			
Randall	Randall County	SAVNS	\$18,592.32
Randall	Randall County District Attorney's Office	OVAG	\$45,000.00
Refugio			
Refugio	Refugio County	SAVNS	\$7,986.33
Roberts			
Roberts	Roberts County Attorney's Office	VCLG	\$45,000.00
Robertson			
Robertson	Robertson County	SAVNS	\$7,028.38
Rockwall			
Rockwall	Lone Star CASA, Inc.	OVAG	\$44,998.00
Rockwall	Rockwall County	SAVNS	\$18,592.27
Rusk			
Rusk	Rusk County	SAVNS	\$21,119.76
Rusk	Rusk County Children's Advocacy Center, Inc.	OVAG	\$45,000.00
San Jacinto			
San Jacinto	San Jacinto County	SAVNS	\$8,944.28
San Patricio			
San Patricio	San Patricio County	SAVNS	\$18,592.27
Scurry			
Scurry	Gateway Family Services, Inc.	OVAG	\$45,000.00
Scurry	Gateway Family Services, Inc.	SAPCS-State	\$148,165.00
Scurry	Scurry County	SAVNS	\$7,986.33
Shelby			
Shelby	Shelby County Children's Advocacy Center, Inc.	OVAG	\$44,984.00
Smith			
Smith	CASA for Kids of East Texas, Inc.	OVAG	\$45,000.00
Smith	Children's Advocacy Center of Smith County, Inc.	OVAG	\$45,000.00
Smith	East Texas Crisis Center, Inc.	SAPCS-State	\$148,165.00
Smith	Smith County	SAVNS	\$30,143.66
Somervell			
Somervell	Somervell County	SAVNS	\$7,986.33
Statewide			
Statewide	Children's Advocacy Centers of Texas, Inc.	OVAG	\$170,000.00
Statewide	Children's Connections, Inc.	OVAG	\$170,000.00
Statewide	Families to Freedom, Inc.	OVAG	\$145,005.00

County	Agency Name	Grant Title	Award Amount
Statewide	Legal Aid of NorthWest Texas	OVAG	\$170,000.00
Statewide	Mothers Against Drunk Driving	OVAG	\$162,500.00
Statewide	Texas Advocacy Project, Inc.	OVAG	\$170,000.00
Statewide	Texas Association Against Sexual Assault, Inc.	SAPCS-Federal	\$486,824.00
Statewide	Texas Association Against Sexual Assault, Inc.	SAPCS-PHHS Block	\$85,061.00
Statewide	Texas Association Against Sexual Assault, Inc.	Sexual Assault Services Program Grant	\$1,524,468.00
Statewide	Texas Council on Family Violence, Incorporated	Domestic Violence High Risk Teams	\$30,000.00
Statewide	Texas Council on Family Violence, Incorporated	OVAG	\$170,000.00
Statewide	Texas Department of Criminal Justice	OVAG	\$170,000.00
Statewide	Texas Department of Public Safety	OVAG	\$169,982.00
Statewide	Texas Legal Services Center, Inc.	OVAG	\$170,000.00
Statewide	Texas RioGrande Legal Aid, Inc.	OVAG	\$170,000.00
Statewide	The Supreme Court of Texas	CVCLS	\$52,500.00
Swisher			
Swisher	Swisher County	SAVNS	\$7,028.38
Tarrant			
Tarrant	Alliance For Children, Inc.	OVAG	\$44,550.00
Tarrant	CASA of Tarrant County, Inc.	OVAG	\$45,000.00
Tarrant	Center for Transforming Lives	OVAG	\$45,000.00
Tarrant	City of Fort Worth Police Department	VCLG	\$45,000.00
Tarrant	Legal Aid of Northwest Texas	CVCLS	\$510,185.00
Tarrant	MHMR of Tarrant County	OVAG	\$43,061.00
Tarrant	Safe City Commission	OVAG	\$44,999.00
Tarrant	SafeHaven of Tarrant County	OVAG	\$42,000.00
Tarrant	Tarrant County	SAVNS	\$78,872.94
Tarrant	Tarrant County Criminal District Attorney's Office	VCLG	\$44,836.00
Tarrant	The Women's Center of Tarrant County, Inc.	OVAG	\$45,000.00
Tarrant	The Women's Center of Tarrant County, Inc.	SAPCS-PHHS Block	\$44,063.00
Tarrant	The Women's Center of Tarrant County, Inc.	SAPCS-State	\$673,933.00
Taylor			
Taylor	City Of Abilene Police Department (Child Advocacy Center)	OVAG	\$45,000.00
Taylor	Noah Project, Inc.	OVAG	\$42,000.00
Taylor	Noah Project, Inc.	SAPCS-State	\$148,165.00
Taylor	Regional Crime Victim Crisis Center	OVAG	\$45,000.00
Taylor	Regional Crime Victim Crisis Center	SAPCS-Federal	\$105,800.00
Taylor	Regional Crime Victim Crisis Center	SAPCS-State	\$148,165.00
Taylor	Taylor County	SAVNS	\$30,143.66
Terry			
Terry	Terry County	SAVNS	\$7,986.33
Titus			
Titus	CASA of Titus Camp and Morris Counties Inc.	OVAG	\$20,000.00
Titus	Shelter Agencies For Families In East Texas, Inc.	SAPCS-State	\$148,165.00
Titus	Titus County	SAVNS	\$7,986.24
Tom Green			
Tom Green	Children's Advocacy Center of Greater West Texas, Inc.	OVAG	\$45,000.00
Tom Green	Open Arms Rape Crisis Center & LGBT+ Services	OVAG	\$41,999.00

County	Agency Name	Grant Title	Award Amount
Tom Green	Open Arms Rape Crisis Center & LGBT+ Services	SAPCS-State	\$148,165.00
Tom Green	The Institute of Cognitive Development, Inc.	OVAG	\$44,940.00
Tom Green	Tom Green County	SAVNS	\$30,143.66
Tom Green	Tom Green County Attorney's Office	VCLG	\$43,132.00
Tom Green	Tom Green County District Attorney's Office	VCLG	\$45,000.00
Tom Green	Tom Green County Sheriff's Office	OVAG	\$45,000.00
Travis			
Travis	American Gateways	CVCLS	\$30,435.00
Travis	Austin Child Guidance Center	OVAG	\$45,000.00
Travis	Center for Child Protection	OVAG	\$42,000.00
Travis	Court Appointed Special Advocates of Travis County	OVAG	\$44,991.00
Travis	Literacy Coalition of Central Texas	OVAG	\$45,000.00
Travis	SAHELI	OVAG	\$42,000.00
Travis	SAHELI	SAPCS-State	\$148,165.00
Travis	Texas Legal Services Center	CVCLS	\$98,315.00
Travis	The Christi Center, Inc.	OVAG	\$41,972.00
Travis	The SAFE Alliance	OVAG	\$45,000.00
Travis	The SAFE Alliance	SAPCS-PHHS Block	\$52,017.00
Travis	The Safe Alliance	SAPCS-State	\$422,995.00
Travis	Travis County	SAVNS	\$34,212.30
Travis	Travis County Attorney's Office	OVAG	\$42,382.00
Travis	Travis County District Attorney's Office	VCLG	\$45,000.00
Travis	Travis County District Attorney's Office	Domestic Violence High Risk Teams	\$55,000.00
Travis	Volunteer Legal Services of Central Texas	CVCLS	\$28,047.00
Trinity			
Trinity	Trinity County	SAVNS	\$7,028.38
Tyler			
Tyler	Tyler County	SAVNS	\$7,986.33
Upton			
Upton	Upton County	SAVNS	\$7,028.38
Uvalde			
Uvalde	38th Judicial District Attorney's Office	VCLG	\$45,000.00
Van Zandt			
Van Zandt	Children's Advocacy Center of Van Zandt County, Inc.	OVAG	\$45,000.00
Van Zandt	Van Zandt County	SAVNS	\$18,592.27
Victoria			
Victoria	Golden Crescent Court Appointed Special Advocates, Inc.	OVAG	\$44,999.00
Victoria	Hope of South Texas, Inc.	OVAG	\$45,000.00
Victoria	Mid-Coast Family Services, Inc.	OVAG	\$45,000.00
Victoria	Mid-Coast Family Services, Inc.	SAPCS-State	\$148,165.00
Victoria	Victoria County	SAVNS	\$18,592.27
Victoria	Victoria County District Attorney's Office	VCLG	\$45,000.00
Victoria	Victoria County Sheriff's Office	VCLG	\$45,000.00
Walker			
Walker	Court Appointed Special Advocates of Walker County	OVAG	\$43,585.00
Walker	SAAFE House	OVAG	\$42,000.00

County	Agency Name	Grant Title	Award Amount
Walker	SAAFE House	SAPCS-State	\$148,165.00
Walker	Walker County	SAVNS	\$18,592.27
Waller			
Waller	Family Ties Family Resource Services	SAPCS-Federal	\$105,800.00
Waller	Family Ties Family Resource Services	SAPCS-State	\$185,817.00
Waller	Focusing Families	OVAG	\$45,000.00
Waller	Focusing Families	SAPCS-PHHS Block	\$52,338.00
Waller	Focusing Families	SAPCS-State	\$148,165.00
Waller	Waller County	SAVNS	\$18,592.27
Washington			
Washington	CASA for Kids of South Central Texas	OVAG	\$45,000.00
Washington	Washington County	SAVNS	\$18,592.27
Webb			
Webb	Casa de Misericordia	OVAG	\$43,873.00
Webb	Children's Advocacy Center of Laredo-Webb County	OVAG	\$43,050.00
Webb	Serving Children and Adults in Need, Inc.	OVAG	\$42,000.00
Webb	Serving Children And Adults In Need, Inc.	SAPCS-Federal	\$105,800.00
Webb	Serving Children And Adults In Need, Inc.	SAPCS-State	\$162,482.00
Webb	Webb County	SAVNS	\$30,143.66
Webb	Webb County District Attorney's Office	VCLG	\$45,000.00
Webb	Webb County Sheriff's Office	VCLG	\$45,000.00
Wharton			
Wharton	Wharton County	SAVNS	\$18,592.27
Wichita			
Wichita	Child Advocates CASA of Red River	OVAG	\$45,000.00
Wichita	First Step of Wichita Falls, Inc.	OVAG	\$41,997.00
Wichita	First Step of Wichita Falls, Inc.	SAPCS-PHHS Block	\$41,266.00
Wichita	First Step of Wichita Falls, Inc.	SAPCS-State	\$148,165.00
Wichita	Wichita County	SAVNS	\$34,212.27
Williamson			
Williamson	CASA of Williamson County Texas	OVAG	\$42,344.00
Williamson	Williamson County	SAVNS	\$30,143.66
Williamson	Williamson County Children's Advocacy Center, Inc.	OVAG	\$45,000.00
Williamson	Williamson County Crisis Center	OVAG	\$42,000.00
Williamson	Williamson County Crisis Center	SAPCS-Federal	\$105,800.00
Williamson	Williamson County Crisis Center	SAPCS-State	\$168,765.00
Wilson			
Wilson	Children's Alliance of South Texas, A Child Advocacy Center	OVAG	\$44,884.00
Wilson	Wilson County	SAVNS	\$18,592.27
Wise			
Wise	Wise County	SAVNS	\$13,561.86
Wise	Wise County Domestic Violence Task Force	OVAG	\$45,000.00
Wise	Wise County Domestic Violence Task Force	SAPCS-State	\$148,165.00
Wood			
Wood	Wood County	SAVNS	\$18,592.27
Zapata			
Zapata	Zapata County	SAVNS	\$7,028.38

