



CRIME VICTIM SERVICES **ANNUAL REPORT 2024**

COMPASSION IN ACTION



TABLE OF CONTENTS

Letter from Texas Attorney General Ken Paxton	5
Retrospective of the CVC History & Fund	6
CVC Revenue Resources	10
CVC Fiscal Activity Summary	11
CVC Fund Appropriations	12
CVC Program Overview	13
CVC Activity Summary	15
CVC Applications by Type of Crime	16
CVC Applications by Age and Gender	17
CVC Covered Crime-Related Costs	18
CVC Payments by Benefit	21
CVC Payments by Type of Crime	22
CVC Payments by Age and Gender	23
CVC Annual Payout Summary	24
CVC Activity Summary by County	25
Grants Overview	31
Grant Funding & Crime Victims' Compensation by County (Map of Regions)	32
Other Victim Assistance Grants	39
Victim Coordinator and Liaison Grants	40
Sexual Assault Prevention and Crisis Services Grant	41
Texas Statewide Automated Victim Notification System	43
Domestic Violence High Risk Teams Grant	44
Crime Victim Civil Legal Services Grants	45
Sexual Assault Services Program Grant	46
Victim Assistance Grants Funded by County	47



December 9, 2024

The Honorable Greg Abbott, Governor

The Honorable Dan Patrick, Lieutenant Governor

The Honorable Dade Phelan, Speaker of the House

As I reflect on the past year, I am reminded that the impact of crime extends far beyond the individual; deeply affecting families, neighborhoods and communities. Crime victim services are essential resources that help those affected by crime rebuild their lives, offering comprehensive and compassionate care that fosters healing and resilience. The Crime Victim Services Annual Report reviews the victim support services offered during the previous year, including information on individuals assisted through the Crime Victims' Compensation program as well as the grant funding given to organizations that help crime victims.

Through our collective efforts, the Crime Victim Services Division provided critical assistance to 10,319 individuals affected by violent crime, addressing their unique needs through crime victims' compensation payments.

Key accomplishments from this year include:

- Serving 41 percent more victims and their families than the previous year, highlighting the growing demand for our services.
- Distributing \$77.8 million in financial assistance to individuals and providers. Payments to individual crime victims and their families saw a 45 percent increase from last year, providing crucial aid to those in need.

Together, with renewed dedication, we will continue to be a source of support and empowerment for those on the path to rebuilding their lives.

Sincerely,

A handwritten signature in black ink that reads "Ken Paxton". The signature is fluid and cursive, with the first letters of "Ken" and "Paxton" being capitalized and prominent.

Ken Paxton
Attorney General of Texas

PROGRAM & FUND HISTORY

1979 66th Texas Legislature created the Crime Victims' Compensation Program.

SB 21: Effective January 1, 1980, the Texas Crime Victims' Compensation Act established the Compensation to Victims of Crime Fund (CVC Fund) and the Crime Victims' Compensation (CVC) Program to compensate victims of violent crime for their crime-related losses. Revenues for the CVC Fund came from court costs assessed on felonies and certain misdemeanors.

1980 There were insufficient funds available to compensate all CVC applications.

1981 Collected revenues were insufficient to pay CVC applications. A waiting list for payments was established on December 31, 1980. The maximum amount payable per application was \$50,000.

1982 Funding for the program was limited. Approved CVC applications on the waiting list were paid as money became available.

1983 68th Legislature:

Reduced maximum amount per application. The waiting list for CVC application payments was abolished.

1984 CVC began the 1984 fiscal year with a \$2 million deficit.

1985 69th Legislature:

SB 76: Prohibited compensation for offenders, accomplices, or persons incarcerated at the time of the crime; extended compensation to a victim residing in the same household as the offender except for loss of earnings and support; expanded the definition of victim to include residents of other states if the crime occurred in Texas; provided coverage for victims of federal crimes; and added the definition for personal injury. Victims of Crime Act (VOCA) was signed into federal law on October 12, 1984. Several changes were made to state law to receive federal funding.

HB 560: Extended time for filing a CVC application if victim was "reasonably" prevented from filing because of a physical incapacity resulting from the crime.

SB 76: Extended collection of Class C misdemeanors to include traffic violations, other than violations relating to parking or pedestrians.

The Appropriation Act authorized medical cost containment for medical bills to make sure that all bills were necessary and crime-related. The program began reviewing medical bills under this provision.

1986 The CVC Fund received the first VOCA grant totaling \$1.47 million.

1987 70th Legislature:

HB 878: Removed the need for financial stress as a requirement to receive compensation; extended mental health compensation to family members who resided in the same household with a child or a deceased victim; raised maximum compensation for childcare; and defined immediate family members.

1988 The CVC Fund balance continues to decline.

1989 71st Legislature:

SB 1133: Placed restrictions on the use of money from the CVC Fund.

1990 After only ten years of the program's existence, the number of CVC applications received had increased from 1,060 in 1980 to 10,273 in 1990.

1991 SB 616: Effective September 1, 1991, administrative authority of the CVC program transferred to the Office of the Attorney General (OAG).

1993 73rd Legislature:

The financial soundness of the fund was jeopardized when requests for victim compensation exceeded the amount of funds received from court costs and fees.

HB 2178: Effective August 30, 1993, increased the dollar amount of court costs deposited into the CVC Fund; allowed for parolees to pay monthly fee; allowed money received from gifts, grants and donations to be deposited into the CVC Fund; and placed restrictions on the use of money from the CVC Fund.

1994 Court fees deposited into the CVC Fund increased more than 90 percent from 1993. After March 15, 1994, compensation was restored to full payment.

1995 74th Legislature:

SB 1049: Ordered payment of health care services according to

medical fee guidelines. This resulted in a reduction of the amount paid to service providers for health care services. It also provided that payments accepted by the provider are considered payment in full.

SB 1049: Increased the maximum award for a CVC application for catastrophic injuries from \$25,000 to \$50,000; added crime scene cleanup reimbursement; added dependent care when the need for care resulted from the crime; added vehicular offenses such as DWI and Criminally Negligent Homicide as compensable crimes; expanded claimant definition to include all immediate family members of a child or a deceased victim; added definition for household member; expanded definition for victim; included mental harm in definition of physical injury; allowed for denial of application when claimant or victim involved in illegal activity; and added reimbursements for property seized as evidence.

1997 75th Legislature:

In 1997, the CVC Fund became a constitutionally dedicated account that can be used only for the purpose of providing victim-related compensation or assistance. Also, in 1997 the legislature amended the Texas Code of Criminal Procedure to authorize the appropriation of monies from the Compensation to Victims of Crime Fund for grants and contracts supporting victim-related services or assistance. That same legislative session the first appropriation from the CVC Fund was made for the purpose of providing grants and contracts supporting victim-related services or assistance. The OAG received an appropriation of \$1 million from the CVC Fund for providing a grant to the statewide organization for the Court Appointed Special Advocates (CASA) Program.

SB 987: Allowed the Legislature to appropriate money from the CVC Fund to state agencies delivering or funding victim-related services; authorized the OAG to use money appropriated from the CVC Fund for grants or contracts supporting victim-related services.

HB 3062: Increased maximum award on a CVC application from \$25,000 to \$50,000 and the maximum on catastrophic cases from \$50,000 to \$100,000; added lost wages and travel for participation in the criminal justice process or for medical care; added firefighters and peace officers as eligible victims; removed life insurance and vacation/sick leave benefits as collateral sources; added international terrorism as a compensable crime; allowed eligibility for Texas residents victimized in another country without a compensation program; amended definition of immediate family member; provided for loss of support in cases not involving a deceased victim; and changed filing times and reporting limits for CVC applications.

1999 76th Legislature:

HB 3255: Added \$3,800 relocation/rental reimbursement for victims of domestic violence.

2001 77th Legislature:

In 2001, the Legislature added an appropriation from the CVC Fund to the OAG for the purpose of providing grants to a broad range of victim-related service organizations. Victim services such as domestic violence shelters, rape crisis centers, hotlines, victim advocacy and education were made available as a result of these grants.

HB 131: Provided reimbursements to law enforcement agencies for forensic sexual assault exams.

HB 519: Added relocation/rental reimbursement for victims of sexual assault occurring in their residence and changed the term “domestic violence” to “family violence,” assigning the same meaning of family as found in Texas Family Code Section 71.004.

SB 850: Added Disabled Peace Officer compensation, providing an additional \$200,000.

SB 1202: Increased maximum amount payable on a CVC application for catastrophic injuries from \$100,000 to \$125,000.

2002 Beginning with the 2002-03 biennium, legislative appropriations from the CVC Fund began to exceed revenues.

2003 78th Legislature:

HB 1895: Added compensation for bereavement leave.

SB 1015: Added reimbursement for travel to an execution.

2007 80th Legislature:

SB 1580: Requires the Texas Department of Criminal Justice to contract with a private vendor to provide pay telephone services to inmates. The Compensation to Victims of Crime Fund receives the first \$10 million in revenue and 50 percent of revenue beyond \$10 million.

HB 1751: A \$5 fee was placed on patrons of sexually oriented businesses, of which, up to \$25 million in revenue per biennium would be transferred into the Sexual Assault Program Fund to be used for awarding grants to sexual assault programs and rape crisis centers across the state.

PROGRAM & FUND HISTORY *(continued)*

2008 The Texas Department of Criminal Justice officially entered into a contract to provide telephone services stemming from the passage of SB 1580 in 2007.

2009 81st Legislature:

SB 1377: Authorizes the Attorney General to transfer up to 50 percent of any remaining money in excess of \$5 million into the Crime Victims' Compensation Fund to be used for compensation payments.

HB 2626: Provided for adult victims of sexual assault who have not filed a police report to obtain a forensic medical exam. CVC reimburses the Department of Public Safety for the cost of the exam.

SB 808 and HB 2916: Provide for reimbursement of pecuniary loss arising from homicides occurring before January 1, 1980, if the identity of the victim was established by a law enforcement agency on or after January 1, 2009.

2011 The CVC Fund was confronted with the possibility of serious shortfall by 2013 due to declining revenues from court fees, which constitute approximately 86 percent of the fund's state revenue. Facing a \$23 billion budget deficit for the 2012-2013 biennium, the state utilized CVC Fund dollars to increase direct appropriations from the fund to specific crime victim services organization and state agencies.

2013 83rd Legislature:

SB 8: Added victims of trafficking of persons to the list of eligible participants in the Address Confidentiality Program (ACP) and made trafficking victims eligible for reimbursement for relocation expenses.

HB 3241: After attorney fees and court costs, the first \$10 million awarded to the state in civil racketeering suits related to trafficking of persons is made to the credit of the CVC Fund.

2015 84th Legislature:

HB 10: Victims of trafficking are no longer denied compensation for participating in the criminally injurious conduct giving rise to their application or being involved in illegal behavior at the time of their injuries. Both changes to the law were already part of CVC's internal policies and administrative rules.

HB 1446: Authorizes CVC to reimburse victims of sexual assault for certain costs associated with the initial visit to a hospital following a sexual assault (e.g. emergency medical care, prescription drugs

prescribed during the initial visit, transportation to the hospital) even if those victims choose to not report the crime or are otherwise ineligible for CVC. This bill also provides rent and relocation assistance for victims of stalking.

2016 CVC makes administrative rule changes as authorized by the CVC Act to increase the amount of financial assistance a victim of violent crime may receive. This is the first increase for some limits since the 1990s. The increased limits took effect for violent crimes committed on or after July 15, 2016.

2017 85th Legislature:

SB 843: Provides greater protections for victims by prohibiting the disclosure and use of certain information regarding the Crime Victims' Compensation Act.

HB 1866: Temporarily halts the annual transfer of excess funds from the Compensation to Victims of Crime Auxiliary Fund to the Compensation to Victims of Crime Fund for the 2018-2019 biennium. The transfer will resume beginning September 1, 2019.

SB 4: A local entity or campus police department which prohibits or materially limits the enforcement of immigration laws is subject to a civil penalty. Civil penalties collected are deposited into the Crime Victim's Compensation Fund.

HB 29: Amended the definition of "pecuniary loss" in Art. 56.32(a), Code of Criminal Procedure, to include specialized care for child victims. This change allows reimbursement for certain costs related to specialized treatment facilities for child victims that would not otherwise qualify as childcare under the Crime Victims' Compensation Act (CVCA).

2018 CVC launched a new portal within the agency's official website that enables crime victims, claimants and their advocates to submit applications, upload crime-related bills and follow each step of the claim and bill review process with near real-time updates.

2019 86th Legislature:

HB 616: Changed the way costs for the forensic portion of sexual assault exams are reimbursed. Prior to September 1, 2019, these costs were paid by law enforcement and reimbursed to law enforcement by CVC. After August 31, 2019, costs are reimbursed directly to the medical facilities by CVC.

HB 2079: Allows for the relocation of children who are victims of a murder attempt in their residence for crimes dated after August 31, 2019.

2020 CVC launched new capabilities within its existing online portal that allows medical providers to submit applications and review payment status of reimbursement requests for the forensic costs of sexual assault exams conducted after August 13, 2019 to meet requirements of HB 616.

2021 87th Legislature

HB 1172: Law Enforcement shall request sexual assault exam if assault reported within 120 hours

HB 2462 and HB 2706, passed during the 87th Legislature, made changes regarding sexual assault exams and the reimbursement process. These changes impact medical professionals and law enforcement agencies. These changes were effective September 1, 2021.

HB 2462: Law Enforcement shall request sexual assault exam for minor no matter when assault is reported.

HB 2706: Sexual Assault Forensic Exam (SAFE) ready programs are eligible for sexual assault exam reimbursement.

SB 957: OAG may not deny or reduce award based on interactions with law enforcement at crime scene or hospital unless the OAG finds that the claimant or victim interactions at the crime scene or hospital failed or refused to substantially cooperate with the law enforcement agency

HB 2301: ACP participant name changes.

2022 The OAG replaced Texas Administrative Code Chapter 61, Subchapter K, which was repealed, with new Chapter 64 that addresses the administration of the Address Confidentiality Program.

2023 SB 49: Allows more people to make a claim for family violence, expands the definition of abuse, removes requirements for family relationships, and increases the amount of financial assistance available for relocation and housing expenses.

SB 1401: Increasing a victim's ability to obtain sexual assault exams and Crime Victims Compensation while removing sexual assault exam reimbursement process hurdles.

HB 90: Awards line-of-duty death benefits to Texas military members who are a victim of border crime.

HB 1161: Adding child abduction as covered under ACP.

2024 CVC launched changes to the claim management system to implement 88th Legislative session changes to CVC rent and relocation benefits, bereavement lost wages benefits and emergency medical care compensation.

REVENUE SOURCES

The Crime Victims' Compensation (CVC) Program is supported through a legislative appropriation from the Compensation to Victims of Crime Fund (the Fund). The passage of the Crime Victims' Compensation Act in 1979 reflected the Legislature's intent for the Fund -- to assist innocent victims of violent crime and to encourage greater public cooperation in the investigation and prosecution of criminals. The Fund represents public policy at its best: revenue for the Fund is collected from offenders through criminal court costs, fees and fines, while victims of violence are assisted with expenses related to the crime.

In **FY2024**, the Fund received revenue from the following sources:

State Court Costs \$43,456,365.12

CVC received 24.6704 percent of all consolidated courts costs submitted to the comptroller by local governmental entities for felony and misdemeanor convictions. The calculated amount of court costs received is by type of conviction (Texas Local Government Code §133.102(e)(8)):

- **Felony Conviction = \$45.64**
- **Class A or Class B Misdemeanor Conviction = \$36.27**
- **Class C Misdemeanor Conviction = \$15.30**

Federal VOCA Grant \$32,364,694.10

The federal VOCA allows the collection of fines, fees, and forfeitures for federal convictions. Passed in 1984, VOCA has awarded grants to the Texas CVC since 1986. These grants are based on a formula that gives each state an amount equal to 75 percent of the state funds paid to victims by the CVC program two years prior. (34 U.S. Code §20101 et. seq.)

Restitution \$551,355.21

Offenders may be ordered to reimburse the Fund for compensation payments made on behalf of those they have victimized. CVC staff provides local prosecutors with information on the amount of money that has been paid so that reimbursement to the Fund can be included in restitution orders. (Texas Code of Criminal Procedure art. 42.037(a) and (g))

Parolee Supervision Fee \$3,789,064.49

Offenders on parole for crimes that occurred after September 1, 1993, pay \$8 per month to the Fund. The state's parole officers are to be commended for their efforts to collect these fees from parolees. (Texas Government Code Section §508.182(a)(2) and (e))

Offender Inmate Telephone Revenue \$19,433,090.82

The Texas Department of Criminal Justice (TDCJ) Offender Telephone System allows eligible offenders to make paid telephone calls to family and friends. Offenders with major disciplinary problems, gang affiliations or on death row will not have access to the telephone system. By statute, TDCJ shall transfer 50 percent of all commissions paid by the vendor to the Fund, with the first \$10 million collected each year to be credited to the Fund. (Texas Government Code Section §495.027(c))

Donations \$173,573.54

Jurors are provided information about the Fund and are offered the option to donate their daily reimbursement to the Fund. (Texas Government Code Section §61.003(a)(1))

Subrogation \$469,698.60

By statute, the Attorney General must ask that the victim or claimant reimburse the Fund for the amount paid on behalf of the victim, up to the amount of the civil award when a crime victim is awarded money in a civil suit. (Texas Code of Criminal Procedure art. 56B.202)

FISCAL ACTIVITY SUMMARY

FOR THE FISCAL YEAR ENDING AUGUST 31, 2024

Receipts

Federal VOCA & COVID Grants	\$33,245,979.38
Court Fees Deposited	\$43,456,365.12
Restitution	\$547,609.91
Grants/Donations	\$173,479.54
Fees for Admin. Services	\$23,181,436.63
Restitution Installment Fee	\$1,158.29
Subrogation	\$469,698.60
Interest on State Deposits and Treasury Investments	\$3,440,032.75
Other Receipts	\$318,858.45
Total Receipts	\$104,834,618.67

Disbursements

Benefits Paid to Victims of Crime	\$78,812,873.25
--	------------------------

Administrative Costs:

Salaries, Wages and Payroll Related Costs	\$7,510,485.60
Professional Fees/Services and Maintenance	\$852,291.02
Travel	\$9,373.48
Materials, Supplies, Printing and Reproduction	\$378,961.61
Communications and Utilities	\$121,031.34
Rentals and Leases	\$483,861.32
Other Expenses	\$632,718.89
Capital Outlay	\$16,981.53
Total Administrative Costs	\$10,005,704.79

TOTAL OAG DISBURSEMENTS	\$88,818,578.04
--------------------------------	------------------------

Receipt amounts vary from Revenue Sources on Page 10 due to timing issues.

FUND APPROPRIATIONS

	2016-2017 Biennium ⁽¹⁾	2018-2019 Biennium	2020-2021 Biennium	2022-2023 Biennium	2024-2025 Biennium
Attorney General:					
Crime Victims' Compensation	160,546,809	131,262,110	163,253,258	170,578,209	191,788,748
Appropriated Federal Match	(53,983,851)	(49,141,370)	(62,593,572)	(45,951,851)	(74,408,080)
Crime Victims' Compensation:	\$106,562,958	\$82,120,740	\$100,659,686	\$124,626,358	\$117,380,668
Victim Assistance: ⁽²⁾					
Victim Coordinator/Liaison Grants	3,275,707	4,879,906	4,862,002	236,302	-
Statewide Victim Notification System	4,320,898	6,230,686	6,046,228	4,500,882	-
Sexual Assault and Crisis Prevention	2,094,838	2,065,594	2,411,574	-	-
Other Victim Assistance Grants	14,159,798	21,699,090	21,597,720	18,526,526	-
Children's Advocacy Centers	-	-	-	-	-
Court Appointed Special Advocates	-	-	-	-	-
Legal Services Grants	3,261,831	5,000,000	5,000,000	5,000,000	-
Sexual Assault Services Grant (TAASA)	489,274	750,000	750,000	-	-
Victim Assistance Total:	\$27,602,346	\$40,625,276	\$40,667,524	\$28,263,710	-
Attorney General Total:	\$134,165,304	\$122,746,016	\$141,327,210	\$152,890,068	\$117,380,668
Other Agencies:					
ERS - Peace Officer Death Benefit	6,392,648	8,098,818	8,392,648	8,392,648	885,513
HHSC - Family Violence Services	-	-	-	-	-
HHSC - Child Advocacy Programs ⁽³⁾	20,459,686	20,459,686	20,459,688	20,459,688	-
Other Agencies Total:	\$26,852,334	\$28,558,504	\$28,852,336	\$28,852,336	\$885,513
FUND 469 APPROPRIATION TOTAL ⁽⁴⁾:	\$161,017,638	\$151,304,520	\$170,179,546	\$181,742,404	\$118,266,181

⁽¹⁾ The 2016/17 Biennial amounts include an estimate for legislatively mandated salary increases.

⁽²⁾ The 2016/17 thru 2024/25 Biennial amounts for the Victim Assistance programs reflect only the appropriations from the Compensation to Victims of Crime Fund (Fund 469). The Legislature provided additional appropriations for each of the programs listed from general revenue funds and the Sexual Assault Program Fund (Fund 5010).

⁽³⁾ The funding for Children's Advocacy Centers and Court Appointed Special Advocates was transferred by the Legislature from the OAG to HHSC in 2016/17.

⁽⁴⁾ Total legislative appropriations from the Compensation to Victims of Crime Fund (Fund 0469).

ERS = Employees Retirement System

HHSC = Department of Health and Human Services

PROGRAM OVERVIEW

The CVC Program is administered by the OAG and provides victims of violent crime financial assistance for certain crime-related expenses. CVC staff work with victims and claimants to coordinate available resources to minimize the “out of pocket” expenses incurred as the result of the crime.

Program Eligibility

- The crime must occur in Texas to a U.S. resident; or the victim is a Texas resident and the crime occurred in a country that does not offer crime victims’ compensation.
- The crime must be reported to an appropriate law enforcement agency. This requirement does not apply if the victim is only seeking Emergency Medical Care Compensation.
- The victim or claimant must cooperate with the law enforcement investigation. This requirement does not apply if the victim is only seeking Emergency Medical Care Compensation.
- The victim or claimant must apply within three (3) years from the date of the crime unless good cause is shown e.g., age of the victim, mental or physical capacity of the victim, etc.
- A victim or claimant is:
 - Someone who was injured or died because of the crime or while aiding a crime victim
 - A first responder who was injured or died while responding to the crime
 - A person who assumes legal responsibilities or pays crime-related bills
 - Someone authorized to act on behalf of a victim such as a parent or guardian
 - A dependent of a deceased victim
 - A family or household member who, because of the crime, requires mental health care, incurs expenses for traveling to and attending a deceased victim’s funeral, or suffers wage loss from bereavement leave taken in connection with the victim’s death.
- A victim or claimant must not have:
 - Participated in the crime
 - Committed illegal activity at the time of the crime. This requirement does not apply to a person who seeks compensation if the illegal activity the person engaged in was the result of human trafficking.
 - Shared responsibility for the crime due to behavior
 - Given false information to the program
 - Been incarcerated at the time of the crime

Covered Crimes

Crimes or attempted crimes that caused physical or mental injury or death are covered such as:

- Assault
- Family Violence
- Kidnapping
- Child Abuse
- Hit and Run
- Robbery
- Child Sexual Assault
- Homicide
- Sexual Assault
- DWI
- Human Trafficking
- Stalking
- Elder Abuse

Identity theft and property crimes are not covered.

Compensation Limits and Collateral Sources

Total compensation is limited to \$50,000. Crime victims who suffer total and permanent disability because of a crime may qualify for additional compensation of up to \$75,000 to be used for specific and limited expenses, such as prosthetics, rehabilitation, or accessibility renovations. Compensation may be limited or unavailable based on laws in effect at the time of the crime.

CVC is the last source of payment by law. All other collateral sources must pay before any payment by the program. A collateral source is any other readily available resource that can be used to cover crime-related costs. Examples of collateral sources are:

- Medical Insurance
- Dental Insurance
- Medicare/Medicaid
- Vehicle Insurance
- Homeowners/Renters Insurance
- Workers’ Compensation
- Settlements

Additional information about each cost, including specific limits, can be found in the Covered Crime-related Costs section on the CVC webpage.

PROGRAM OVERVIEW^(continued)

Applying for Compensation

The CVC Portal, within the agency's official website, enables victims and claimants to apply online for Crime Victims' Compensation and Emergency Medical Care Compensation for sexual assault exams. The portal allows crime victims, claimants, and their advocates to submit applications, upload crime-related bills and follow each step of the claim and bill review process with near real-time updates.

English and Spanish applications can also be downloaded from the OAG website, www.texasattorneygeneral.gov, or obtained directly from CVC.

Additionally, every law enforcement agency and prosecutor's office in Texas is required by statute to provide victims of crime with information about CVC. Applications are also available at hospitals and nonprofit agencies that work with crime victims.

Application Assistance

CVC Program staff is available to assist victims and their families in accessing information about the program and the application process.

To contact the CVC Program,

Call: (800) 983-9933

Or write: Office of the Attorney General

Crime Victim Services Division

Crime Victims' Compensation Program

P. O. Box 12198

Austin, Texas 78711-2198



ACTIVITY SUMMARY

39,216

total applications received
from victims of crime and
health care providers in Fiscal
Year 2024

24,018

applications were filed by victims of crime

15,198

applications were filed by health
care providers for sexual assault
exam reimbursements

31,633

victim applications were
reviewed for eligibility

23,924

applications were approved

7,709

applications were denied

75.63%

of all reviewed applications
were approved

24,595

total applications awarded
benefits to victims of crime
and health care providers

10,319

victim applications were awarded benefits

\$6,442

was the average amount awarded per victim application

14,276

sexual assault exam reimbursements were made

\$790

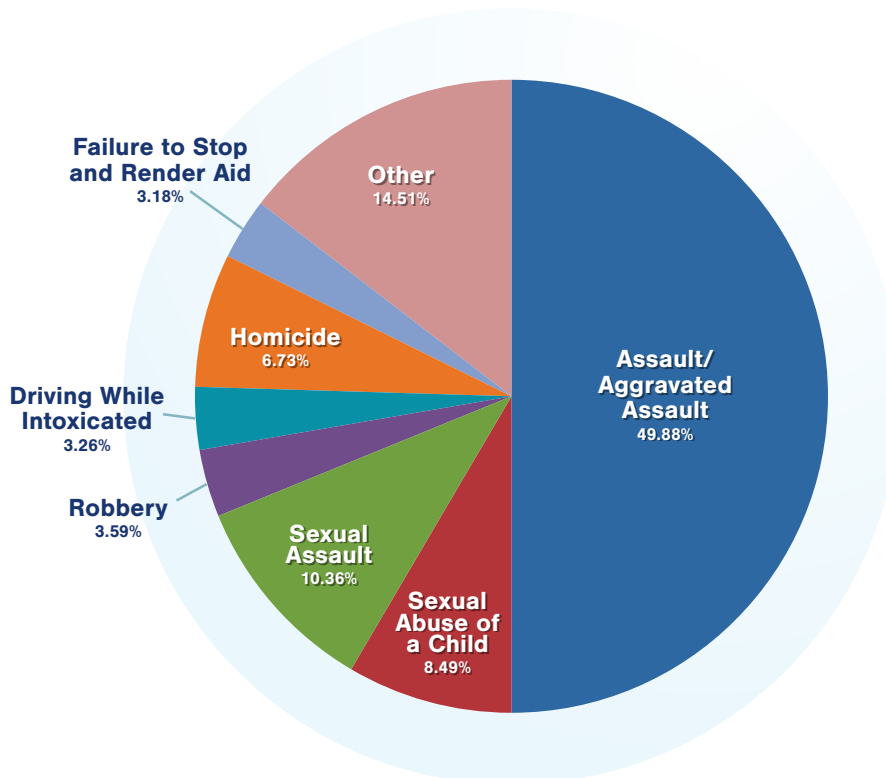
was the average amount awarded per
sexual assault exam reimbursement

The total number of applications approved, reviewed or denied may not equal the number of applications received. For example, claims received in the latter part of August 2024 may not be reviewed or approved until September 2024 (the first month of fiscal year 2025) and would therefore be included in next year's report. The same explanation applies to award payments, which in some cases may extend over several years.

APPLICATIONS BY TYPE OF CRIME

Type of Crime	Applications	Percent
Assault/Aggravated Assault	11,980	49.88%
Sexual Assault	2,488	10.36%
Sexual Abuse of a Child	2,039	8.49%
Homicide	1,616	6.73%
Robbery	862	3.59%
Driving While Intoxicated	782	3.26%
Failure to Stop and Render Aid	767	3.18%
Other		
Unknown/Other Crime	1,266	5.27%
Terroristic Threat	357	1.49%
Physical Abuse of a Child	329	1.37%
Vehicular Assault	299	1.24%
Harassment	214	0.89%
Burglary	203	0.85%
Stalking	189	0.79%
Physical Abuse of Elderly	143	0.60%
Vehicular Manslaughter	138	0.57%
Child Pornography	113	0.47%
Human Trafficking	81	0.34%
Kidnapping	72	0.30%
Arson	52	0.22%
Criminally Negligent Homicide	28	0.11%
TOTAL	24,018	100.00%

Excludes sexual assault exam reimbursement applications sent by health care providers.

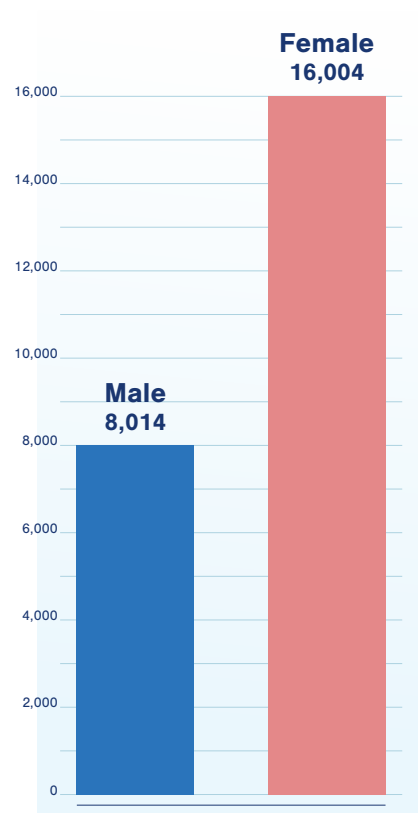


APPLICATIONS BY AGE & GENDER

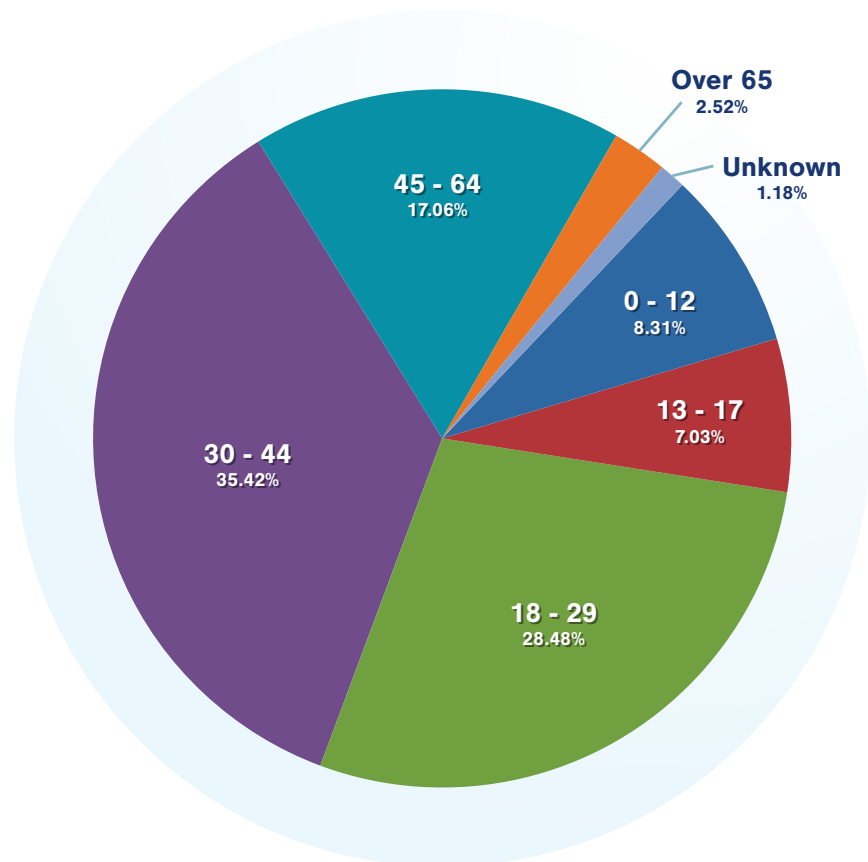
Age	Total	Male	Female	Percent
0-12	1,996	569	1,427	8.31%
13-17	1,689	570	1,119	7.03%
18-29	6,840	2,224	4,616	28.48%
30-44	8,506	2,585	5,921	35.42%
45-64	4,097	1,683	2,414	17.06%
Over 65	605	291	314	2.52%
Unknown	285	92	193	1.18%
TOTAL	24,018	8,014	16,004	100.00%

Excludes sexual assault exam reimbursement applications sent by health care providers.

Number of Applications Received by Gender



Applications by Age



COVERED CRIME-RELATED COSTS

Attorney Fees	
Explanation	Limits
Attorney fees related to the CVC application process and contingent on compensation paid to the victim/claimant.	The lesser of \$300 or 25 percent of approved compensation. Upon appeal, an attorney may be entitled to 25 percent of compensation directly relating to the attorney's assistance.
Child and Dependent Care	
Explanation	Limits
Costs for the care of a child or a dependent for care that is new and a result of the crime.	<p>For crimes occurring between May 8, 2005, and July 14, 2016, child care benefits for dependent(s) of a surviving victim may be limited to a maximum of 13 continuous weeks. The compensation is calculated at the actual cost of care not to exceed \$100 per week per dependent or minor child. Under special circumstances reimbursement or payment of child care expenses may be extended.</p> <p>Compensation is limited to \$300 per week per child or dependent for crimes after July 14, 2016. Compensation is limited to 52 weeks for surviving victim's dependents for certain crimes. Child care benefits for the dependents of a deceased victim may be paid on an ongoing basis up to the age of 14.</p>
Crime Scene Clean-Up	
Explanation	Limits
Costs for professional cleaning services and supplies used for crime scene clean-up.	<p>For crimes occurring between September 1, 1995, and July 14, 2016, reimbursement is limited to \$750.</p> <p>For crimes occurring after July 14, 2016, compensation is limited to \$2,250.</p>
Emergency Compensation	
Explanation	Limits
May be requested if a victim or claimant would suffer undue harm or hardship if compensation is not expedited.	Limited to \$1,500 and is deducted from any future compensation.
Extraordinary Pecuniary Losses	
Explanation	Limits
Paid to a victim who has suffered an injury that is catastrophic and results in total or permanent disability because of a crime.	An additional payment of \$75,000 (for crimes occurring after August 31, 2001). Compensation may only be used to pay for lost wages and items that directly assist a victim. Direct assistance includes: modifications of home or automobile, prosthetics, medical equipment or supplies, job training and vocational rehabilitation, home health care, long term medical care or training in the use of special appliances.
Funeral	
Explanation	Limits
Costs for funeral and burial services, flowers, caskets, urns and grave markers.	For crimes occurring after July 14, 2016, the maximum reimbursement is \$6,500; additional compensation for transportation of deceased over 50 miles may be available.

Loss of Support

Explanation	Limits
Covers income or financial support provided by either the victim or offender at the time of crime that is no longer available because of the crime.	For crimes occurring after July 14, 2016, reimbursement is limited to \$700 per week maximum and is calculated using the victim or offender's salary and may be paid on an ongoing basis until benefits are exhausted.
	Loss of support is also available to dependents of surviving victims for 90 days with the same maximum benefit of \$700 per week for dates of crime on or after July 15, 2016.

Loss of Earnings

Explanation	Limits
<p>Paid to victims who miss work for:</p> <ul style="list-style-type: none"> • A crime-related disability period • Attending medical or mental health care appointments • Participation in criminal justice proceedings 	<p>For crimes occurring between February 1, 1998, and July 14, 2016, reimbursement is limited to a \$500 per week maximum and is calculated using the applicable salary. Bereavement Leave loss of earnings is limited to 10 days, totaling \$1,000 of maximum compensation.</p>
<p>Paid to claimants who miss work for:</p> <ul style="list-style-type: none"> • Bereavement leave taken in connection to the victim's death • Attending mental health care appointments or victim's medical appointments • Participation in criminal justice proceedings 	<p>For crimes occurring after July 14, 2016 and, through August 31, 2023, reimbursement is limited to \$700 per week maximum and is calculated using the applicable salary. Bereavement leave loss of earnings is limited to 10 days, totaling \$1,400 of maximum compensation.</p>
	For crimes occurring after August 31, 2023, bereavement leave loss of earnings may not exceed \$3,333.

Medical Costs

Explanation	Limits
<p>Costs for crime-related injuries may include:</p> <ul style="list-style-type: none"> • Hospitalization • Doctor's services • Ambulance services • Prescriptions • Dental work • Nursing home services • Medical appliances such as wheelchairs and prosthetics 	Medical costs are paid at the medical fee guidelines set by the Texas Department of Insurance, Division of Workers' Compensation. Total compensation is limited to \$50,000.

Mental Health Care

Explanation	Limits
<p>Mental health services provided by a:</p> <ul style="list-style-type: none"> • Psychiatrist or other MD • Clinical Psychologist • Clinical Nurse Specialist - CNS • Licensed Clinical Social Worker - LCSW • Licensed Professional Counselor - LPC • Licensed Marriage and Family Therapist - LMFT 	<p>For dates of crime prior to August 31, 2014, reimbursement is limited to \$3,000 maximum for outpatient treatment with a licensed provider.</p> <p>For crimes occurring after August 31, 2014, reimbursement is limited to 60 sessions with a licensed provider. Inpatient treatment for victims requires pre-authorization and may be available at the medical fee guideline rate per day. Claimants are not eligible for inpatient treatment.</p>

COVERED CRIME-RELATED COSTS

(continued)

Relocation	
Explanation	Limits
Relocation costs for victims of family violence (including dating violence for crimes after August 31, 2023); sexual assault that occurred in the victim's residence; stalking; human trafficking; or children who are victims of a murder attempt in their residence. For crimes after August 31, 2023, victims of criminally injurious conduct, as well as certain family or household members, may be eligible if necessary for health or safety.	<p>For dates of crime prior to and including August 31, 2023, reimbursement is limited to a one-time payment of up to \$3,800 (\$2,000 relocation expenses and 3 months of rent, not to exceed \$1,800 for rental assistance).</p> <p>For crimes occurring after August 31, 2023, reimbursement is limited to \$5,000 in the aggregate for relocation expenses and housing.</p>

Replacement of Seized Property	
Explanation	Limits
Costs associated with replacement of a victim's property seized as evidence or rendered unusable because of the investigation.	<p>For crimes occurring between September 1, 1995, and July 14, 2016, the maximum reimbursement compensation is \$750.</p> <p>For crimes occurring after July 14, 2016, the maximum reimbursement compensation is \$1,000.</p>

Travel	
Explanation	Limits
<p>Costs such as:</p> <ul style="list-style-type: none"> • Travel over 20 miles one-way to medical and mental health care appointments, criminal justice proceedings or a victim's funeral • Food/lodging for travel over 60 miles (one-way) 	Reimbursement rates are set by the Texas Comptroller's office.

PAYMENTS BY BENEFIT

Crime Victims' Compensation Payments	FY 2024 Amount	% of Total
Payments For Victims Of Crime:		
Medical:		
Acute Care Hospital	\$37,882,999.64	48.72%
Physician Fees	\$4,479,736.22	5.76%
Mental Health Counseling	\$1,186,763.56	1.53%
Dental	\$788,451.13	1.01%
EMS Services	\$753,526.17	0.97%
Rehabilitation / Physical Therapy	\$432,868.04	0.56%
Health Care Supplies	\$284,735.28	0.37%
Psychiatric Hospital	\$90,400.29	0.12%
Accommodation Services	\$75,664.54	0.09%
Prescriptions	\$68,005.48	0.08%
Emergency	\$2,152.00	0.00% *
Medical Report	\$705.86	0.00% *
Nursing Care	\$358.86	0.00% *
Total Medical Payments:	\$46,046,367.07	59.21%
Non-Medical:		
Funeral Expense	\$8,222,009.45	10.57%
Loss Of Wages	\$6,548,744.19	8.42%
Relocation	\$3,842,675.38	4.94%
Loss Of Support	\$595,029.49	0.77%
Travel	\$495,696.36	0.64%
Child Care	\$359,043.34	0.46%
Disabled Peace Officer	\$209,961.61	0.27%
Evidence Replacement Costs	\$99,830.07	0.13%
Crime Scene Cleanup	\$60,478.52	0.08%
Total Non-Medical Payments:	\$20,433,468.41	26.28%
Total Payments For Victims Of Crime:	\$66,479,835.48	85.49%
Payments To Health Care Providers:		
Sexual Assault Exam Reimbursements:	\$11,284,260.85	14.51%
Total Payments To Health Care Providers:	\$11,284,260.85	14.51%
CRIME VICTIMS' COMPENSATION TOTALS	\$77,764,096.33	100.00%

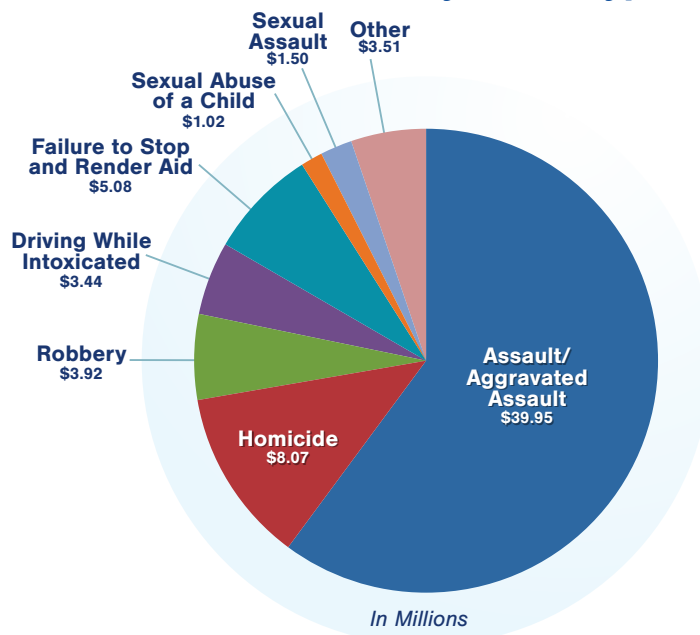
Amounts vary from performance measure due to canceled warrants and refunds.
 * Less than .01% of total payments

PAYMENTS BY TYPE OF CRIME

Type of Crime	Number	Amount	Percent
Assault/Aggravated Assault	4,961	\$39,946,791.18	60.09%
Homicide	1,465	\$8,065,813.39	12.13%
Failure To Stop And Render Aid	572	\$5,081,382.59	7.64%
Robbery	393	\$3,918,662.35	5.89%
Driving While Intoxicated	413	\$3,437,413.25	5.17%
Sexual Assault	1188	\$1,496,684.04	2.25%
Sexual Abuse Of A Child	634	\$1,019,608.04	1.53%
Other			
Vehicular Assault	173	\$1,469,307.74	2.22%
Vehicular Manslaughter	152	\$837,584.70	1.27%
Physical Abuse of a Child	63	\$222,613.62	0.34%
Criminally Negligent Homicide	33	\$221,570.30	0.33%
Terroristic Threat	60	\$188,372.19	0.28%
Stalking	39	\$155,538.42	0.23%
Kidnapping	30	\$97,473.99	0.15%
Burglary	28	\$81,394.18	0.12%
Harassment	31	\$67,397.06	0.10%
Arson	8	\$46,595.93	0.07%
Physical Abuse of Elderly	30	\$46,044.84	0.07%
Human Trafficking	17	\$32,484.31	0.05%
Other Miscellaneous Crime	13	\$26,047.52	0.04%
Child Pornography	16	\$21,055.84	0.03%
TOTAL	10,319	\$66,479,835.48	100.00%

Excludes sexual assault exam reimbursement applications sent by health care providers.
Amounts vary from financial summary on page 11 due to timing of canceled warrants and refunds.

Amount Paid by Crime Type

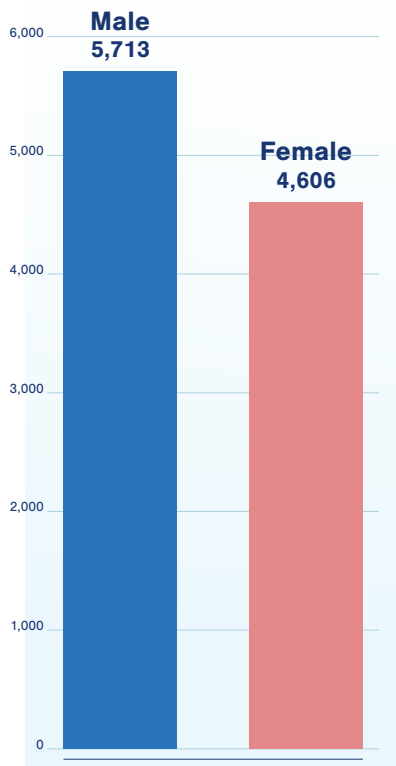


PAYMENTS BY AGE & GENDER

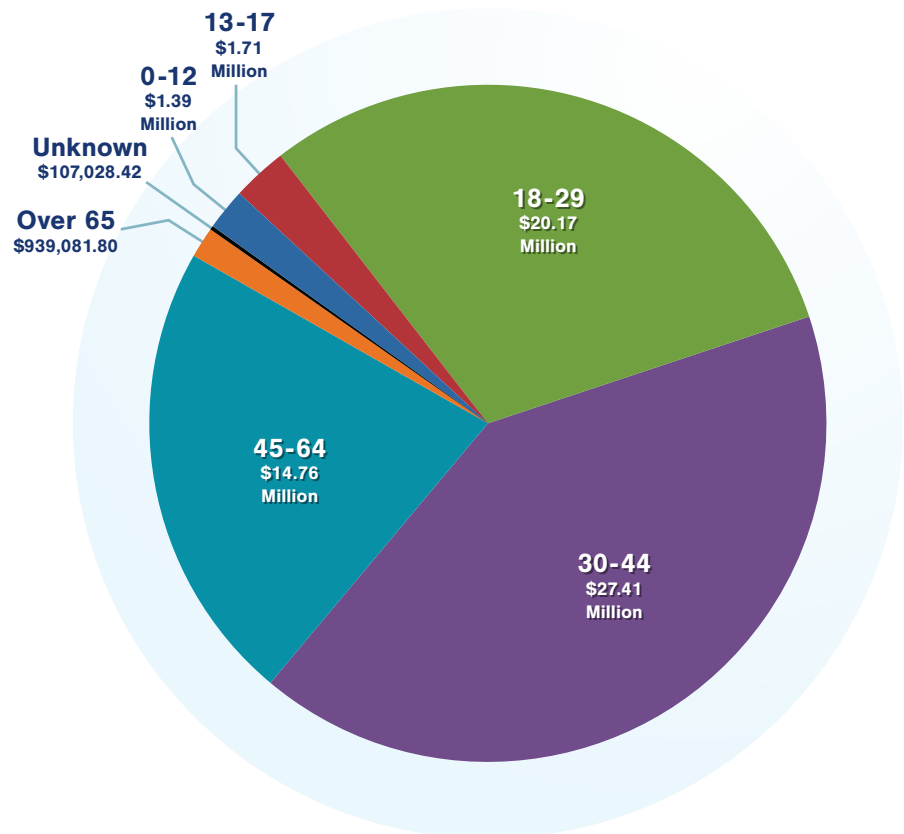
Age Range	Total	Male	Female	Amount	Percent
0-12	574	150	424	\$1,393,522.83	2.10%
13-17	593	235	358	\$1,707,149.20	2.57%
18-29	3,011	1,369	1,642	\$20,169,781.88	30.34%
30-44	3,807	1,676	2,131	\$27,407,484.98	41.23%
45-64	2,064	1,040	1,024	\$14,755,786.37	22.20%
Over 65	254	129	125	\$939,081.80	1.41%
Unknown	16	7	9	\$107,028.42	0.15%
TOTAL	10,319	4,606	5,713	\$66,479,835.48	100.00%

Excludes sexual assault exam reimbursement applications sent by health care providers.
Amounts vary from Financial Summary on page 11 due to timing of cancelled warrants and refunds.

Payments by Gender



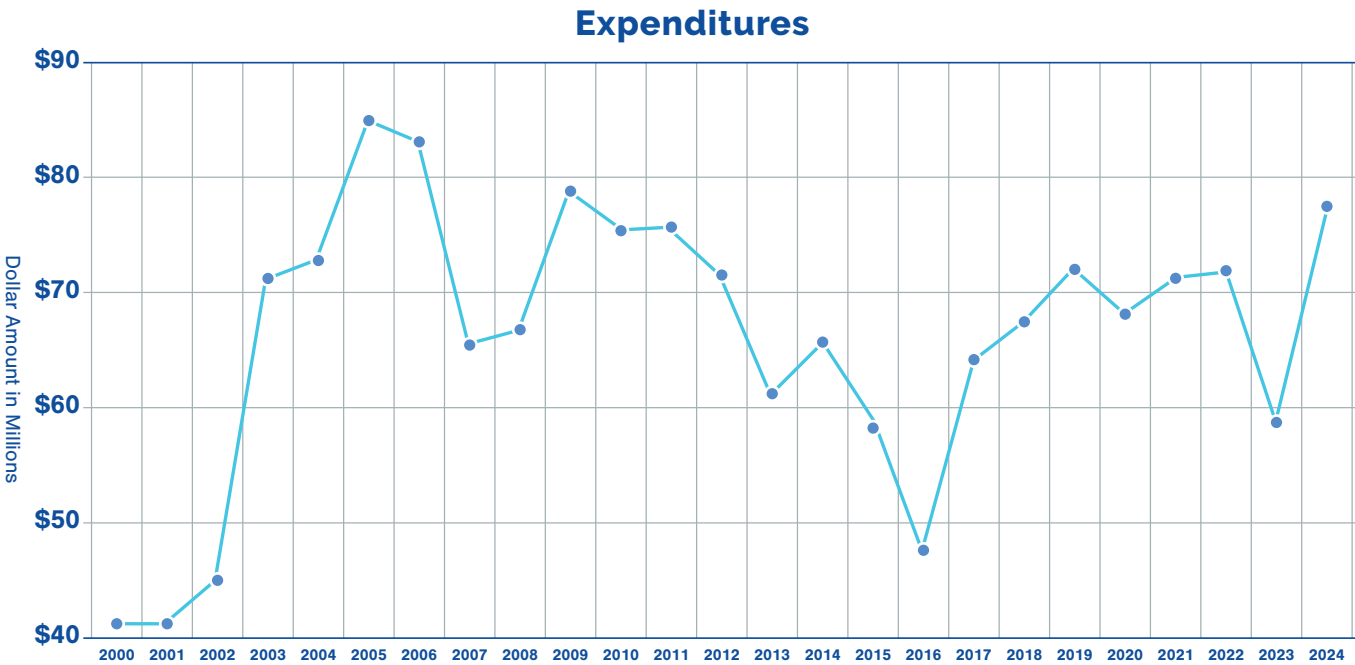
Payments by Age



ANNUAL PAYOUT SUMMARY

Fiscal Year	Total Paid	Fiscal Year	Total Paid
1980	\$0.4	2003	\$71.0
1981	\$1.0	2004	\$72.8
1982	\$0.9	2005	\$85.0
1983	\$1.2	2006	\$83.1
1984	\$3.2	2007	\$65.6
1985	\$7.1	2008	\$66.7
1986	\$8.9	2009	\$78.8
1987	\$17.4	2010	\$75.5
1988	\$17.4	2011	\$75.7
1989	\$20.4	2012	\$71.4
1990	\$22.2	2013	\$61.2
1991	\$23.7	2014	\$65.7
1992	\$25.4	2015	\$59.0
1993	\$29.2	2016	\$47.4
1994	\$25.0	2017	\$64.2
1995	\$24.5	2018	\$67.4
1996	\$28.0	2019	\$72.1
1997	\$28.3	2020	\$68.1
1998	\$32.7	2021	\$71.4
1999	\$37.5	2022	\$71.8
2000	\$41.2	2023	\$58.7
2001	\$41.2	2024	\$77.4
2002	\$44.9		

Dollar Amount in Millions



ACTIVITY SUMMARY BY COUNTY

The tables on the following pages show Crime Victims' Compensation activity by county. The total number of applications approved and denied may not equal the number of applications received because some applications received in prior years were approved or denied this year. Similarly, some applications received near the end of the year will be determined in Fiscal Year 2025.

Received - the number of applications received from victims for crimes occurring in the county

Approved - the number of applications from victims ruled to be eligible for an award

Denied - the number of applications from victims denied for cause (for example, crime cannot be substantiated, losses not covered by statute, lack of cooperation with law enforcement)

Victim Payments - the amount of Crime Victims' Compensation paid to applicants who were victimized in Texas counties

SAE Received - the number of sexual assault exam reimbursement requests received from health care providers

SAE Payments - the amount reimbursed to health care providers for sexual assault exam expenses

Contributed - the amount of court costs and fees collected and paid by the county into the Compensation to Victims of Crime Fund (totals provided by the Texas Comptroller of Public Accounts)

Total Paid - the total amount of the Crime Victim's Compensation paid to or on behalf of victims, claimants for victim compensation applications and health care providers for sexual assault exam applications in FY 2024

County	Received	Approved	Denied	Victim Amount	SAE Received	SAE Payments	Contributed	Total Payments
Anderson	30	30	4	\$77,648.27	18	\$6,894.00	\$70,951.42	\$84,542.27
Andrews	2	7	1	\$8,186.53	13	\$6,491.00	\$38,503.07	\$14,677.53
Angelina	31	47	8	\$88,110.03	77	\$60,727.00	\$150,466.30	\$148,837.03
Aransas	25	29	9	\$17,833.50	6	\$6,562.00	\$49,356.41	\$24,395.50
Archer	1	2	-	\$3,521.00	-	\$0.00	\$22,996.02	\$3,521.00
Armstrong	-	-	1	\$0.00	4	\$700.00	\$0.00	\$700.00
Atascosa	17	18	7	\$19,336.25	16	\$13,737.00	\$114,257.62	\$33,073.25
Austin	11	10	5	\$7,433.72	16	\$10,428.00	\$153,903.51	\$17,861.72
Bailey	1	2	1	\$16,465.04	2	\$1,422.00	\$10,470.49	\$17,887.04
Bandera	8	9	1	\$7,702.00	5	\$3,339.00	\$20,510.54	\$11,041.00
Bastrop	67	65	16	\$179,340.85	53	\$40,320.66	\$173,679.15	\$219,661.51
Baylor	1	2	-	\$33,460.07	1	\$962.40	\$5,710.89	\$34,422.47
Bee	21	22	19	\$23,960.26	2	\$1,904.00	\$28,370.84	\$25,864.26
Bell	579	552	199	\$790,519.04	312	\$236,366.67	\$666,342.89	\$1,026,885.71
Bexar	1,872	1,715	700	\$5,739,222.08	1,308	\$968,885.79	\$2,370,326.82	\$6,708,107.87
Blanco	9	7	3	\$3,647.26	6	\$4,874.78	\$37,502.61	\$8,522.04
Borden	1	1	1	\$4,289.00	-	\$0.00	\$2,575.12	\$4,289.00
Bosque	7	6	2	\$3,923.62	6	\$4,855.00	\$47,692.88	\$8,778.62
Bowie	27	32	6	\$146,701.55	26	\$14,829.95	\$154,795.91	\$161,531.50
Brazoria	167	215	68	\$469,788.48	145	\$106,378.35	\$645,210.28	\$576,166.83
Brazos	91	110	37	\$175,921.11	183	\$180,779.00	\$463,976.57	\$356,700.11
Brewster	3	1	2	\$0.00	3	\$1,617.00	\$15,283.48	\$1,617.00
Briscoe	-	-	-	\$0.00	-	\$0.00	\$5,063.64	\$0.00
Brooks	4	9	5	\$6,500.00	-	\$0.00	\$98,923.30	\$6,500.00
Brown	17	27	6	\$45,633.92	35	\$27,743.74	\$67,297.95	\$73,377.66
Burleson	8	11	6	\$56,310.00	12	\$11,276.00	\$45,479.15	\$67,586.00
Burnet	31	45	5	\$27,860.70	36	\$30,175.54	\$133,484.57	\$58,036.24
Caldwell	42	40	9	\$26,539.87	6	\$4,522.00	\$108,317.93	\$31,061.87
Calhoun	14	13	1	\$19,151.46	10	\$7,379.00	\$41,529.50	\$26,530.46
Callahan	10	13	2	\$17,562.75	4	\$4,000.00	\$72,339.68	\$21,562.75
Cameron	145	147	42	\$805,953.04	225	\$138,148.10	\$964,163.98	\$944,101.14
Camp	7	9	1	\$5,977.09	5	\$1,599.00	\$20,771.68	\$7,576.09
Carson	2	5	2	\$6,132.00	-	\$0.00	\$32,726.61	\$6,132.00
Cass	12	12	2	\$501.90	19	\$9,997.00	\$34,101.69	\$10,498.90
Castro	1	2	-	\$0.00	5	\$1,773.00	\$11,155.68	\$1,773.00
Chambers	22	34	3	\$138,145.62	28	\$19,814.00	\$79,742.40	\$157,959.62
Cherokee	21	23	6	\$33,611.05	24	\$14,488.00	\$170,160.67	\$48,099.05
Childress	7	8	4	\$0.00	11	\$4,090.00	\$26,217.28	\$4,090.00
Clay	1	1	2	\$220.00	4	\$3,822.00	\$31,145.61	\$4,042.00
Cochran	-	2	1	\$0.00	1	\$400.00	\$1,747.07	\$400.00
Coke	1	1	1	\$0.00	1	\$0.00	\$12,845.59	\$0.00
Coleman	1	-	-	\$6,818.09	5	\$4,466.00	\$17,994.51	\$11,284.09
Collin	512	522	119	\$1,050,590.22	233	\$179,238.70	\$1,320,539.65	\$1,229,828.92
Collingsworth	-	1	1	\$1,875.78	4	\$1,290.00	\$6,625.39	\$3,165.78
Colorado	3	9	2	\$4,214.03	4	\$3,037.00	\$49,070.44	\$7,251.03
Comal	57	68	18	\$185,014.35	41	\$25,151.00	\$323,909.97	\$210,165.35
Comanche	6	6	5	\$10,332.53	7	\$4,690.56	\$17,919.04	\$15,023.09
Concho	-	-	-	\$0.00	1	\$991.00	\$20,978.38	\$991.00
Cooke	27	31	9	\$35,507.76	22	\$11,450.00	\$98,246.81	\$46,957.76
Coryell	48	51	15	\$82,894.29	36	\$29,455.20	\$120,414.98	\$112,349.49
Cottle	-	-	-	\$0.00	-	\$0.00	\$1,291.45	\$0.00
Crane	1	3	-	\$2,729.56	1	\$233.00	\$23,418.02	\$2,962.56

County	Received	Approved	Denied	Victim Amount	SAE Received	SAE Payments	Contributed	Total Payments
Crockett	2	2	-	\$0.00	1	\$694.00	\$41,007.76	\$694.00
Crosby	2	1	-	\$0.00	6	\$2,898.00	\$11,622.10	\$2,898.00
Culberson	2	2	-	\$0.00	-	\$0.00	\$29,482.33	\$0.00
Dallam	3	3	2	\$33,728.47	22	\$9,799.60	\$39,257.67	\$43,528.07
Dallas	2,580	2,698	919	\$11,113,428.41	1,082	\$792,171.97	\$3,589,216.83	\$11,905,600.38
Dawson	3	3	-	\$0.00	6	\$3,799.00	\$58,930.40	\$3,799.00
Deaf Smith	18	15	3	\$57,276.53	23	\$8,023.00	\$28,184.43	\$65,299.53
Delta	5	5	1	\$67.86	4	\$1,758.00	\$9,888.91	\$1,825.86
Denton	523	520	134	\$905,133.08	349	\$280,504.60	\$1,310,999.40	\$1,185,637.68
Dewitt	10	8	-	\$8,363.41	33	\$19,353.00	\$57,103.00	\$27,716.41
Dickens	2	1	-	\$9.76	1	\$739.00	\$1,800.47	\$748.76
Dimmit	3	5	1	\$50,344.62	5	\$4,432.00	\$70,460.27	\$54,776.62
Donley	1	2	-	\$17,551.98	2	\$608.00	\$24,783.03	\$18,159.98
Duval	12	16	1	\$10,426.03	-	\$0.00	\$46,340.50	\$10,426.03
Eastland	9	5	3	\$0.00	9	\$7,689.00	\$86,275.54	\$7,689.00
Ector	65	67	20	\$246,619.58	91	\$77,802.03	\$151,122.83	\$324,421.61
Edwards	-	2	-	\$1,874.78	-	\$0.00	\$4,943.26	\$1,874.78
Ellis	143	157	22	\$280,596.65	77	\$68,025.05	\$690,387.29	\$348,621.70
El Paso	996	1,056	362	\$2,757,269.84	227	\$217,924.59	\$1,180,412.82	\$2,975,194.43
Erath	22	27	12	\$55,116.50	21	\$17,530.17	\$34,463.84	\$72,646.67
Falls	17	19	5	\$6,810.36	5	\$3,926.55	\$38,804.47	\$10,736.91
Fannin	11	19	4	\$9,578.49	16	\$7,642.00	\$45,587.54	\$17,220.49
Fayette	2	4	-	\$14,617.93	8	\$6,332.00	\$98,847.24	\$20,949.93
Fisher	2	1	-	\$51,746.19	2	\$1,566.00	\$5,535.68	\$53,312.19
Floyd	1	1	-	\$0.00	2	\$772.00	\$8,748.65	\$772.00
Foard	-	-	-	\$0.00	-	\$0.00	\$2,099.59	\$0.00
Fort Bend	278	327	76	\$591,648.33	204	\$150,202.50	\$847,628.75	\$741,850.83
Franklin	9	5	2	\$19,993.45	13	\$6,972.00	\$20,215.31	\$26,965.45
Freestone	11	9	3	\$3,520.49	12	\$8,523.00	\$55,251.78	\$12,043.49
Frio	12	9	2	\$59,258.23	6	\$5,407.00	\$41,712.56	\$64,665.23
Gaines	5	8	-	\$282,488.93	5	\$2,874.00	\$44,900.75	\$285,362.93
Galveston	314	349	87	\$722,156.26	162	\$133,122.33	\$663,351.05	\$855,278.59
Garza	2	2	-	\$0.00	2	\$1,555.00	\$38,888.41	\$1,555.00
Gillespie	13	12	1	\$28,766.34	9	\$6,946.00	\$18,730.05	\$35,712.34
Glasscock	-	-	-	\$0.00	-	\$0.00	\$38,746.50	\$0.00
Goliad	2	2	2	\$112.00	2	\$1,672.00	\$10,839.97	\$1,784.00
Gonzales	15	11	3	\$8,592.62	19	\$13,077.00	\$50,897.36	\$21,669.62
Gray	11	15	11	\$7,581.78	52	\$17,737.00	\$45,900.71	\$25,318.78
Grayson	60	76	12	\$137,341.19	80	\$43,170.00	\$298,333.87	\$180,511.19
Gregg	73	78	21	\$161,602.66	13	\$8,115.00	\$276,837.43	\$169,717.66
Grimes	20	23	1	\$23,000.90	19	\$15,675.00	\$43,383.96	\$38,675.90
Guadalupe	113	114	31	\$155,910.46	46	\$32,206.10	\$245,823.58	\$188,116.56
Hale	16	16	1	\$85,972.14	17	\$8,822.00	\$66,163.76	\$94,794.14
Hall	2	2	1	\$0.00	8	\$2,432.00	\$25,111.94	\$2,432.00
Hamilton	4	2	-	\$0.00	-	\$0.00	\$27,738.98	\$0.00
Hansford	1	1	-	\$276.66	4	\$1,216.00	\$2,937.20	\$1,492.66
Hardeman	-	2	-	\$25,632.01	2	\$682.00	\$39,623.36	\$26,314.01
Hardin	34	35	9	\$50,055.32	19	\$17,989.00	\$134,683.59	\$68,044.32
Harris	4,143	4,703	1,507	\$16,537,983.13	2,084	\$1,577,471.34	\$4,796,572.36	\$18,115,454.47
Harrison	23	26	10	\$62,913.93	15	\$8,524.00	\$106,317.48	\$71,437.93
Hartley	-	-	-	\$0.00	4	\$1,864.00	\$25,702.45	\$1,864.00
Haskell	1	3	1	\$2,740.31	3	\$2,583.00	\$7,860.10	\$5,323.31

County	Received	Approved	Denied	Victim Amount	SAE Received	SAE Payments	Contributed	Total Payments
Hays	147	160	34	\$214,429.15	39	\$32,279.50	\$267,905.29	\$246,708.65
Hemphill	1	1	-	\$0.00	2	\$608.00	\$5,519.34	\$608.00
Henderson	45	49	24	\$68,892.66	84	\$66,488.00	\$168,941.61	\$135,380.66
Hidalgo	756	782	180	\$1,886,779.48	917	\$745,410.03	\$1,243,282.15	\$2,632,189.51
Hill	17	26	11	\$23,435.84	24	\$17,916.00	\$143,596.14	\$41,351.84
Hockley	5	4	3	\$13,948.59	16	\$8,271.00	\$21,342.57	\$22,219.59
Hood	29	35	15	\$135,600.72	23	\$21,020.24	\$68,998.76	\$156,620.96
Hopkins	26	27	4	\$46,893.01	14	\$5,764.00	\$158,550.27	\$52,657.01
Houston	68	58	18	\$101,448.32	10	\$7,833.00	\$36,951.72	\$109,281.32
Howard	29	36	9	\$57,848.90	31	\$12,655.00	\$45,236.85	\$70,503.90
Hudspeth	1	1	-	\$0.00	-	\$0.00	\$22,365.52	\$0.00
Hunt	61	67	19	\$142,137.50	131	\$52,717.19	\$119,879.40	\$194,854.69
Hutchinson	11	7	6	\$40,131.33	26	\$10,439.60	\$29,278.77	\$50,570.93
Irion	-	-	-	\$0.00	-	\$0.00	\$8,260.40	\$0.00
Jack	8	8	1	\$0.00	11	\$10,150.12	\$25,429.37	\$10,150.12
Jackson	10	17	2	\$10,780.03	2	\$833.00	\$41,267.97	\$11,613.03
Jasper	7	14	2	\$59,158.73	17	\$14,531.00	\$59,501.39	\$73,689.73
Jeff Davis	-	-	1	\$0.00	-	\$0.00	\$2,118.60	\$0.00
Jefferson	180	198	98	\$673,286.31	303	\$242,588.00	\$475,089.26	\$915,874.31
Jim Hogg	1	2	-	\$16,428.10	-	\$0.00	\$11,641.33	\$16,428.10
Jim Wells	30	40	11	\$28,526.58	4	\$2,386.00	\$67,287.55	\$30,912.58
Johnson	99	107	37	\$252,343.16	106	\$93,851.96	\$353,484.31	\$346,195.12
Jones	6	8	-	\$11,160.70	11	\$5,798.00	\$21,902.24	\$16,958.70
Karnes	5	4	3	\$7,296.03	10	\$4,665.00	\$41,148.94	\$11,961.03
Kaufman	87	91	26	\$289,713.51	73	\$50,393.98	\$225,653.63	\$340,107.49
Kendall	3	7	2	\$3,158.26	5	\$2,905.00	\$87,901.24	\$6,063.26
Kenedy	-	-	-	\$0.00	-	\$0.00	\$22,100.99	\$0.00
Kent	-	-	-	\$0.00	-	\$0.00	\$954.90	\$0.00
Kerr	27	31	2	\$38,252.92	15	\$10,299.00	\$87,568.53	\$48,551.92
Kimble	-	1	-	\$1,765.50	1	\$600.00	\$77,773.81	\$2,365.50
King	-	-	-	\$0.00	-	\$0.00	\$1,979.33	\$0.00
Kinney	-	-	-	\$0.00	-	\$0.00	\$17,372.99	\$0.00
Kleberg	21	21	12	\$63,217.99	3	\$2,616.00	\$77,657.99	\$65,833.99
Knox	2	1	-	\$0.00	-	\$0.00	\$10,692.80	\$0.00
La Salle	2	1	1	\$1,135.82	-	\$0.00	\$51,276.17	\$1,135.82
Lamar	36	41	7	\$57,163.73	34	\$15,480.00	\$46,221.98	\$72,643.73
Lamb	3	1	-	\$14,566.52	2	\$989.00	\$12,598.95	\$15,555.52
Lampasas	6	7	4	\$82,267.95	14	\$9,846.48	\$55,906.24	\$92,114.43
Lavaca	4	10	3	\$885.99	13	\$7,438.00	\$24,887.45	\$8,323.99
Lee	16	15	5	\$7,245.74	6	\$4,422.00	\$93,029.75	\$11,667.74
Leon	8	11	2	\$9,179.90	13	\$8,292.00	\$39,210.18	\$17,471.90
Liberty	48	55	17	\$108,029.04	58	\$47,936.05	\$164,417.58	\$155,965.09
Limestone	18	20	2	\$48,307.94	13	\$10,743.12	\$41,898.58	\$59,051.06
Lipscomb	1	-	-	\$0.00	10	\$3,040.00	\$1,345.47	\$3,040.00
Live Oak	16	13	11	\$3,455.60	1	\$904.00	\$74,168.51	\$4,359.60
Llano	10	13	4	\$58,424.12	8	\$6,201.14	\$29,262.28	\$64,625.26
Loving	-	-	-	\$0.00	1	\$0.00	\$5,681.64	\$0.00
Lubbock	133	132	50	\$988,733.50	320	\$152,485.49	\$498,889.81	\$1,141,218.99
Lynn	1	1	-	\$16.76	1	\$400.00	\$17,081.63	\$416.76
Madison	25	20	4	\$1,365.56	14	\$12,476.00	\$32,786.26	\$13,841.56
Marion	9	12	2	\$299.31	-	\$0.00	\$15,954.14	\$299.31
Martin	6	4	3	\$0.00	5	\$2,120.00	\$14,899.69	\$2,120.00

County	Received	Approved	Denied	Victim Amount	SAE Received	SAE Payments	Contributed	Total Payments
Mason	1	1	-	\$0.00	2	\$1,572.00	\$13,831.27	\$1,572.00
Matagorda	36	39	13	\$57,566.87	21	\$15,497.00	\$49,640.97	\$73,063.87
Maverick	16	16	3	\$28,178.94	9	\$7,824.00	\$63,800.72	\$36,002.94
McCulloch	1	2	-	\$0.00	1	\$701.00	\$27,089.10	\$701.00
McLennan	191	228	47	\$569,325.10	147	\$128,711.58	\$381,283.25	\$698,036.68
McMullen	1	-	-	\$0.00	-	\$0.00	\$53,579.78	\$0.00
Medina	28	33	6	\$13,740.05	12	\$7,609.00	\$99,584.29	\$21,349.05
Menard	3	2	-	\$439.79	1	\$833.00	\$30,335.07	\$1,272.79
Midland	133	168	27	\$289,116.99	204	\$85,942.50	\$384,049.68	\$375,059.49
Milam	32	37	5	\$35,169.32	21	\$16,222.00	\$98,147.76	\$51,391.32
Mills	1	1	-	\$4,822.32	7	\$5,358.36	\$9,269.04	\$10,180.68
Mitchell	5	4	-	\$6,523.49	9	\$7,149.00	\$20,105.79	\$13,672.49
Montague	10	10	6	\$5,720.71	6	\$4,775.05	\$18,793.54	\$10,495.76
Montgomery	313	356	73	\$627,909.97	455	\$327,275.35	\$859,459.59	\$955,185.32
Moore	20	23	4	\$44,073.41	26	\$10,195.00	\$64,369.94	\$54,268.41
Morris	8	6	-	\$6,108.52	4	\$1,693.20	\$7,601.18	\$7,801.72
Motley	1	1	-	\$0.00	1	\$400.00	\$1,256.07	\$400.00
Nacogdoches	32	30	9	\$67,046.94	33	\$26,896.00	\$95,978.46	\$93,942.94
Navarro	22	19	6	\$37,027.33	23	\$13,534.00	\$121,342.55	\$50,561.33
Newton	6	7	2	\$62,612.11	5	\$5,000.00	\$12,081.24	\$67,612.11
Nolan	26	17	4	\$14,853.70	18	\$16,980.00	\$44,697.28	\$31,833.70
Nueces	506	477	239	\$1,344,695.89	50	\$44,210.00	\$677,624.46	\$1,388,905.89
Ochiltree	5	5	-	\$5,744.97	7	\$2,386.00	\$9,802.29	\$8,130.97
Oldham	-	2	-	\$0.00	-	\$0.00	\$19,886.06	\$0.00
Orange	32	33	10	\$154,079.68	37	\$31,350.00	\$161,825.49	\$185,429.68
Palo Pinto	19	20	2	\$101,185.77	21	\$21,055.00	\$57,567.73	\$122,240.77
Panola	9	7	2	\$13,452.91	8	\$4,295.00	\$42,767.33	\$17,747.91
Parker	57	67	15	\$92,679.58	79	\$69,763.00	\$244,175.54	\$162,442.58
Parmer	3	4	4	\$460.00	1	\$878.00	\$25,543.95	\$1,338.00
Pecos	9	5	2	\$4,710.00	13	\$10,907.00	\$22,951.56	\$15,617.00
Polk	23	36	9	\$49,635.97	11	\$7,177.05	\$113,291.34	\$56,813.02
Potter	331	321	86	\$966,058.04	386	\$140,432.00	\$314,544.98	\$1,106,490.04
Presidio	1	2	-	\$18,159.47	-	\$0.00	\$90,349.84	\$18,159.47
Rains	15	14	4	\$25.00	7	\$3,072.00	\$30,532.20	\$3,097.00
Randall	141	142	35	\$291,422.83	176	\$69,377.00	\$81,401.79	\$360,799.83
Reagan	1	1	-	\$0.00	2	\$950.00	\$21,516.94	\$950.00
Real	2	1	-	\$0.00	1	\$898.57	\$6,300.78	\$898.57
Red River	3	6	-	\$21,123.13	16	\$7,111.00	\$12,837.80	\$28,234.13
Reeves	6	8	2	\$7,995.10	3	\$2,783.00	\$148,678.83	\$10,778.10
Refugio	3	6	3	\$2,643.16	-	\$0.00	\$93,856.52	\$2,643.16
Roberts	-	-	-	\$0.00	-	\$0.00	\$5,888.15	\$0.00
Robertson	9	15	2	\$9,609.59	13	\$11,658.00	\$112,744.16	\$21,267.59
Rockwall	44	47	19	\$102,265.82	37	\$26,759.70	\$200,614.74	\$129,025.52
Runnels	5	5	-	\$3,312.88	4	\$2,365.00	\$43,719.55	\$5,677.88
Rusk	25	27	8	\$21,109.62	28	\$16,517.00	\$88,312.74	\$37,626.62
Sabine	7	8	-	\$32,734.63	8	\$6,283.00	\$13,600.13	\$39,017.63
San Augustine	8	9	1	\$24,616.30	2	\$1,663.00	\$9,891.11	\$26,279.30
San Jacinto	12	15	4	\$49,286.98	30	\$20,197.00	\$20,297.44	\$69,483.98
San Patricio	71	81	30	\$53,043.74	9	\$5,684.00	\$215,978.34	\$58,727.74
San Saba	2	2	-	\$50.00	1	\$683.00	\$13,852.32	\$733.00
Schleicher	3	-	1	\$0.00	2	\$1,692.00	\$14,801.20	\$1,692.00
Scurry	9	8	1	\$54,531.37	4	\$3,782.00	\$19,841.19	\$58,313.37

County	Received	Approved	Denied	Victim Amount	SAE Received	SAE Payments	Contributed	Total Payments
Shackelford	1	2	-	\$55.00	2	\$1,983.00	\$11,891.10	\$2,038.00
Shelby	7	7	4	\$10,222.94	7	\$5,087.00	\$47,145.57	\$15,309.94
Sherman	-	2	-	\$66,375.39	1	\$1,000.00	\$8,512.52	\$67,375.39
Smith	89	71	34	\$257,461.96	70	\$61,134.00	\$520,149.39	\$318,595.96
Somervell	12	9	2	\$14,102.35	6	\$4,732.00	\$19,699.09	\$18,834.35
Starr	21	21	6	\$112,538.99	27	\$21,066.50	\$41,016.95	\$133,605.49
Stephens	5	5	1	\$0.00	5	\$4,349.00	\$7,445.44	\$4,349.00
Sterling	1	1	1	\$0.00	-	\$0.00	\$35,456.67	\$0.00
Stonewall	-	-	-	\$0.00	-	\$0.00	\$521.80	\$0.00
Sutton	-	-	-	\$0.00	-	\$0.00	\$73,665.15	\$0.00
Swisher	5	3	-	\$6,500.00	14	\$4,511.00	\$26,531.83	\$11,011.00
Tarrant	1,843	2,064	655	\$4,004,709.12	1,257	\$1,098,522.12	\$2,535,230.75	\$5,103,231.24
Taylor	78	91	33	\$109,169.63	170	\$137,868.60	\$191,966.35	\$247,038.23
Terrell	-	-	-	\$0.00	2	\$1,392.00	\$10,185.82	\$1,392.00
Terry	6	5	3	\$46,080.09	10	\$4,608.00	\$39,081.47	\$50,688.09
Throckmorton	-	-	-	\$0.00	-	\$0.00	\$2,098.20	\$0.00
Titus	6	3	3	\$4,542.97	16	\$6,270.00	\$78,355.66	\$10,812.97
Tom Green	82	107	6	\$363,910.25	68	\$46,435.00	\$316,887.52	\$410,345.25
Travis	1,465	1,517	399	\$3,359,288.34	625	\$580,230.22	\$995,073.63	\$3,939,518.56
Trinity	5	7	1	\$723.07	7	\$6,701.05	\$22,259.77	\$7,424.12
Tyler	8	10	2	\$14,606.95	16	\$15,424.00	\$23,867.25	\$30,030.95
Upshur	22	17	6	\$9,141.95	14	\$4,712.00	\$53,754.87	\$13,853.95
Upton	1	2	-	\$6,500.00	9	\$5,948.00	\$7,429.00	\$12,448.00
Uvalde	10	14	25	\$73,794.74	-	\$0.00	\$47,010.30	\$73,794.74
Val Verde	15	18	7	\$3,747.57	9	\$7,260.00	\$42,915.94	\$11,007.57
Van Zandt	19	16	4	\$15,025.16	20	\$13,910.00	\$61,519.58	\$28,935.16
Victoria	56	58	25	\$203,904.27	48	\$42,474.00	\$93,187.65	\$246,378.27
Walker	41	50	11	\$70,824.46	52	\$38,204.15	\$119,141.63	\$109,028.61
Waller	39	42	8	\$61,322.08	23	\$17,554.25	\$157,167.55	\$78,876.33
Ward	-	1	2	\$3,800.00	5	\$2,663.00	\$73,621.98	\$6,463.00
Washington	25	27	5	\$94,949.00	19	\$15,618.05	\$98,496.24	\$110,567.05
Webb	221	189	65	\$527,648.25	16	\$8,782.00	\$504,208.34	\$536,430.25
Wharton	14	16	9	\$32,356.97	43	\$30,892.00	\$86,401.33	\$63,248.97
Wheeler	3	2	2	\$2,510.34	24	\$7,899.00	\$9,091.40	\$10,409.34
Wichita	71	77	22	\$200,987.86	59	\$48,220.62	\$320,398.49	\$249,208.48
Wilbarger	4	12	-	\$0.00	2	\$1,793.54	\$14,431.34	\$1,793.54
Willacy	7	8	1	\$45,041.11	13	\$8,667.00	\$22,376.37	\$53,708.11
Williamson	312	334	71	\$224,034.51	338	\$247,354.10	\$565,246.05	\$471,388.61
Wilson	21	16	6	\$16,524.53	15	\$12,895.00	\$57,666.31	\$29,419.53
Winkler	3	3	-	\$2,135.27	8	\$6,426.00	\$67,502.09	\$8,561.27
Wise	30	35	12	\$106,299.55	37	\$34,784.12	\$230,120.76	\$141,083.67
Wood	32	41	5	\$23,732.09	6	\$2,358.00	\$91,799.72	\$26,090.09
Yoakum	1	2	-	\$0.00	2	\$498.00	\$14,612.88	\$498.00
Young	13	18	3	\$7,198.71	2	\$1,733.00	\$45,174.31	\$8,931.71
Zapata	1	4	-	\$26,259.12	4	\$3,683.00	\$17,045.62	\$29,942.12
Zavala	3	5	3	\$10,747.27	1	\$600.00	\$86,093.09	\$11,347.27
No County	1,387	-	-	\$311,877.73	-	\$0.00	\$0.00	\$311,877.73
Out Of State	195	15	321	\$191,413.82	-	\$0.00	\$0.00	\$191,413.82
Total	24,018	23,924	7,709	\$66,479,835.48	15,198	\$11,284,260.85	\$43,393,864.66	\$77,764,096.33

GRANTS OVERVIEW

In cooperation with the Texas Legislature, the OAG provides vital support to crime victims throughout the state by awarding grants to hundreds of local and statewide victim assistance programs. Working in partnership with law enforcement agencies, prosecutors' offices, state agencies and local and statewide nonprofit organizations, the OAG continues to focus on minimizing the physical and emotional trauma experienced by children and adults who are victims of crime. Through these grant awards, the OAG demonstrates a commitment to cultivating an environment where the needs of crime victims are expediently identified and effectively met in communities of varying size.

The Texas Code of Criminal Procedure, Article 56B.460, authorizes the OAG to use monies appropriated from the Compensation to Victims of Crime Fund for grants supporting victim-related services or assistance. The OAG administers the following seven victim assistance grant programs as authorized by the Legislature:

- Other Victim Assistance Grants (OVAG)
- Victim Coordinator and Liaison Grants (VCLG)
- Sexual Assault Prevention and Crisis Services Program (SAPCS)
- Statewide Automated Victim Notification System (SAVNS)
- Domestic Violence High Risk Teams Grants Program (DVHRT)
- Crime Victim Civil Legal Services Grants (CVCLS)
- Sexual Assault Services Program Grant (SASPG)

In Fiscal Year (FY) 2024, the OAG awarded \$44,048,708.76 to organizations that provide essential victim services in the state of Texas. In addition, the OAG utilized a total of \$1,210,412.40 (2.7%) in administrative costs for the oversight and administration of funds appropriated in the Victims Assistance Strategy. These direct and indirect administrative costs include salaries, travel and operating expenses.

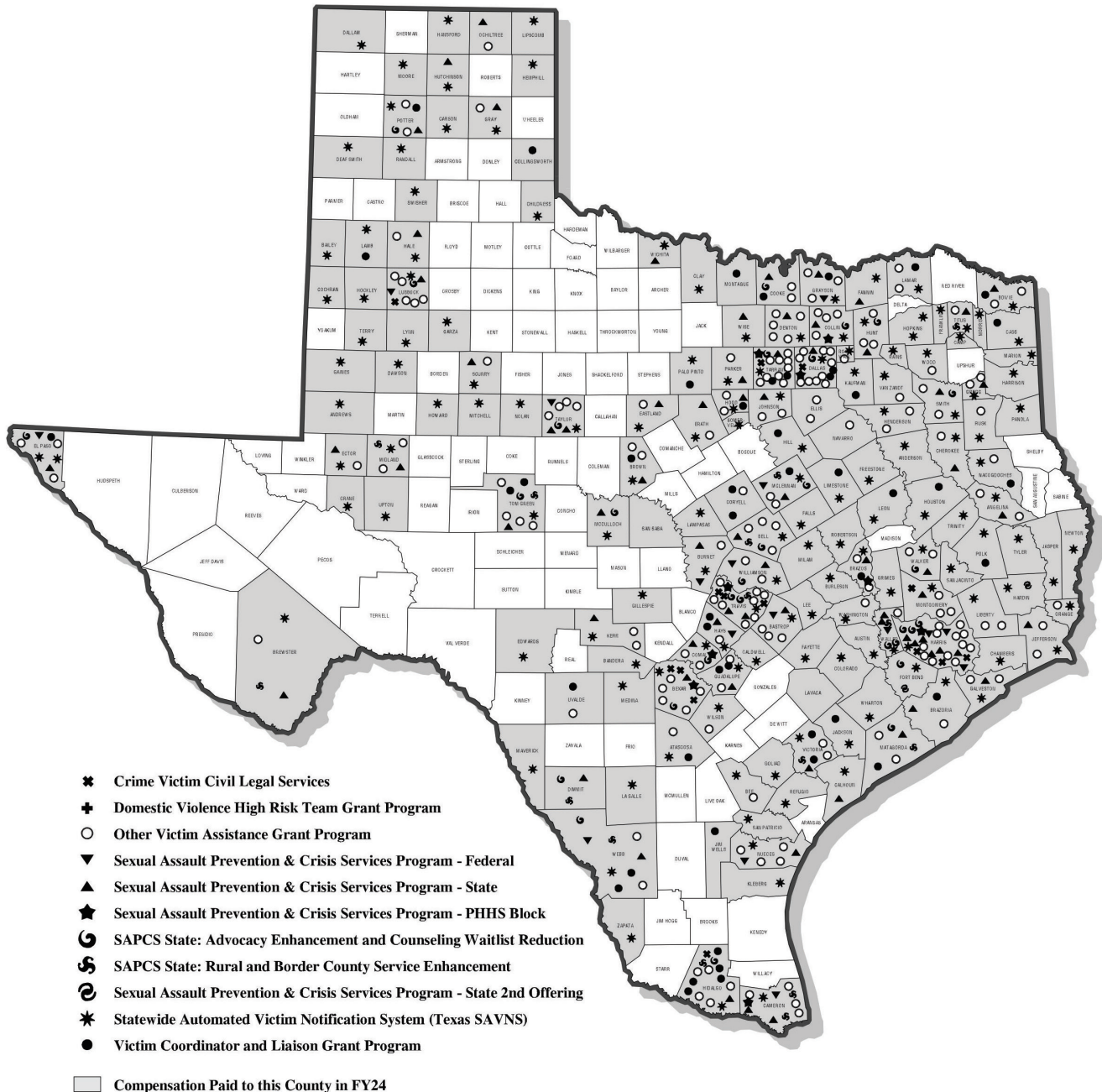
Audit & Oversight Activities

All programs are carefully monitored to ensure the effective use of dollars awarded to the local and statewide programs. The OAG performs one or more monitoring procedures for all grantees in order to achieve 100 percent audit and oversight compliance. These procedures include: reviewing and analyzing monthly invoices, financial status reports, annual or single audits, quarterly performance reports, and other equally stringent monitoring and oversight activities as prescribed in the contracts with those entities. Additionally, the OAG conducts desk reviews, on-site reviews, and provides technical assistance via telephone, email and live virtual platforms.

Program Name	Dollars Awarded	Number of Grants Awarded
OVAG	\$10,000,000.00	190
VCLG	\$2,312,850.00	49
SAPCS	\$24,300,070.00	145
SAVNS	\$2,611,320.76	150
DVHRT*	\$300,000.00	6
CVCLS*	\$2,500,000.00	15
SASPG	\$2,024,468.00	1
TOTAL	\$44,048,708.76	556

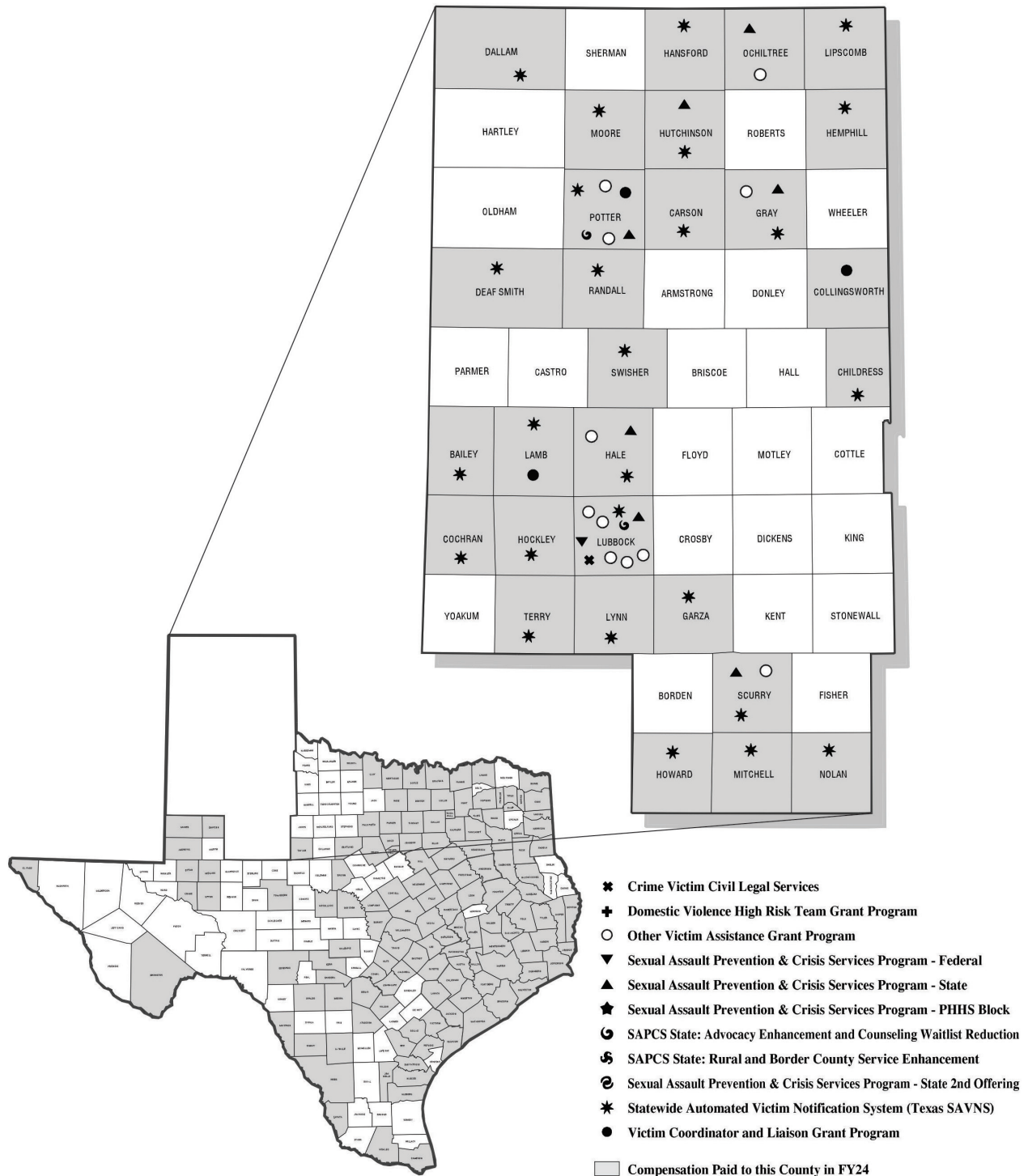
* Includes awards made to sub-recipients through contracted agencies.

GRANTS & CONTRACTS FUNDING & COMPENSATION BY COUNTY



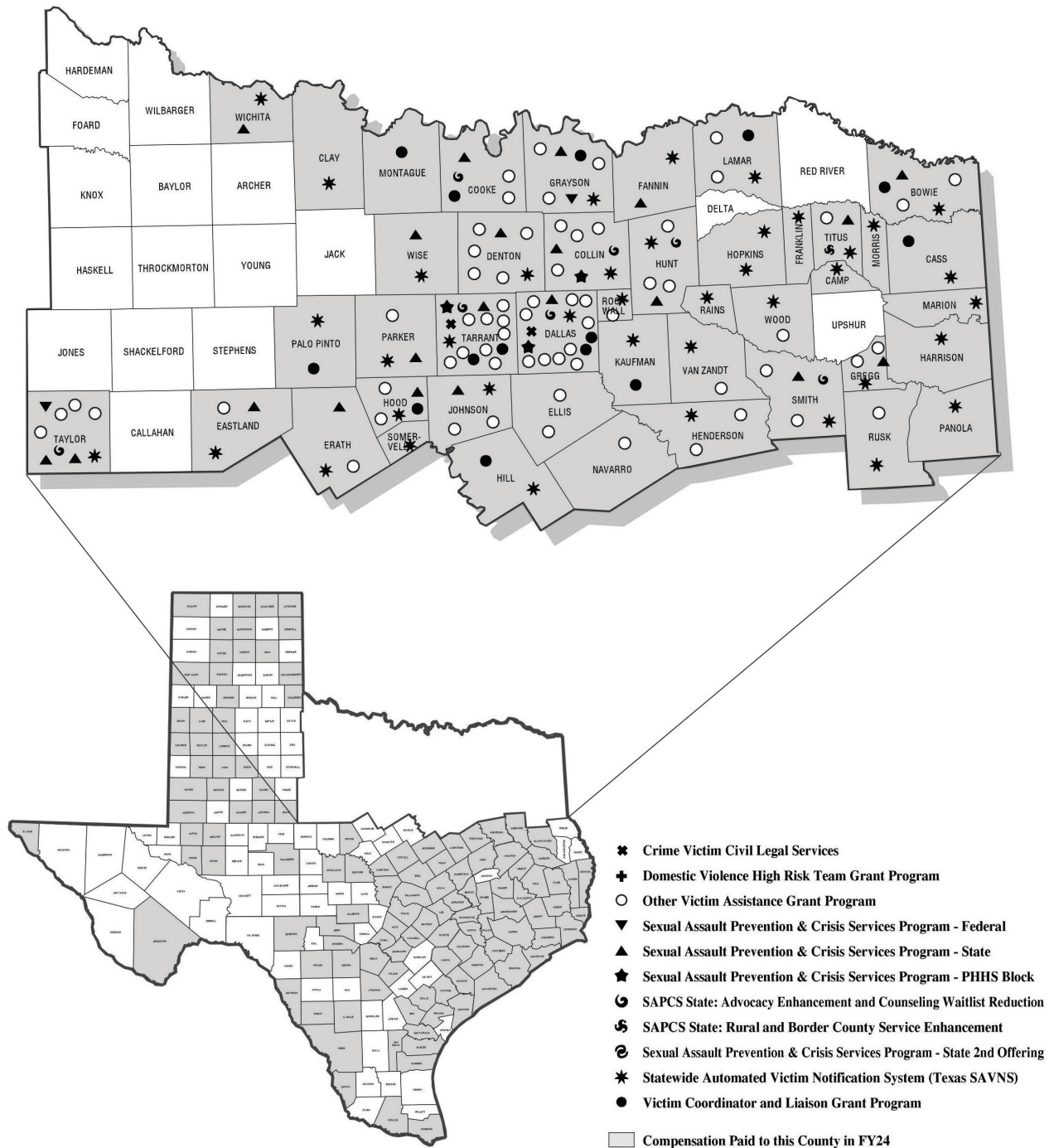
NORTH WEST

Texas



NORTH EAST

Texas

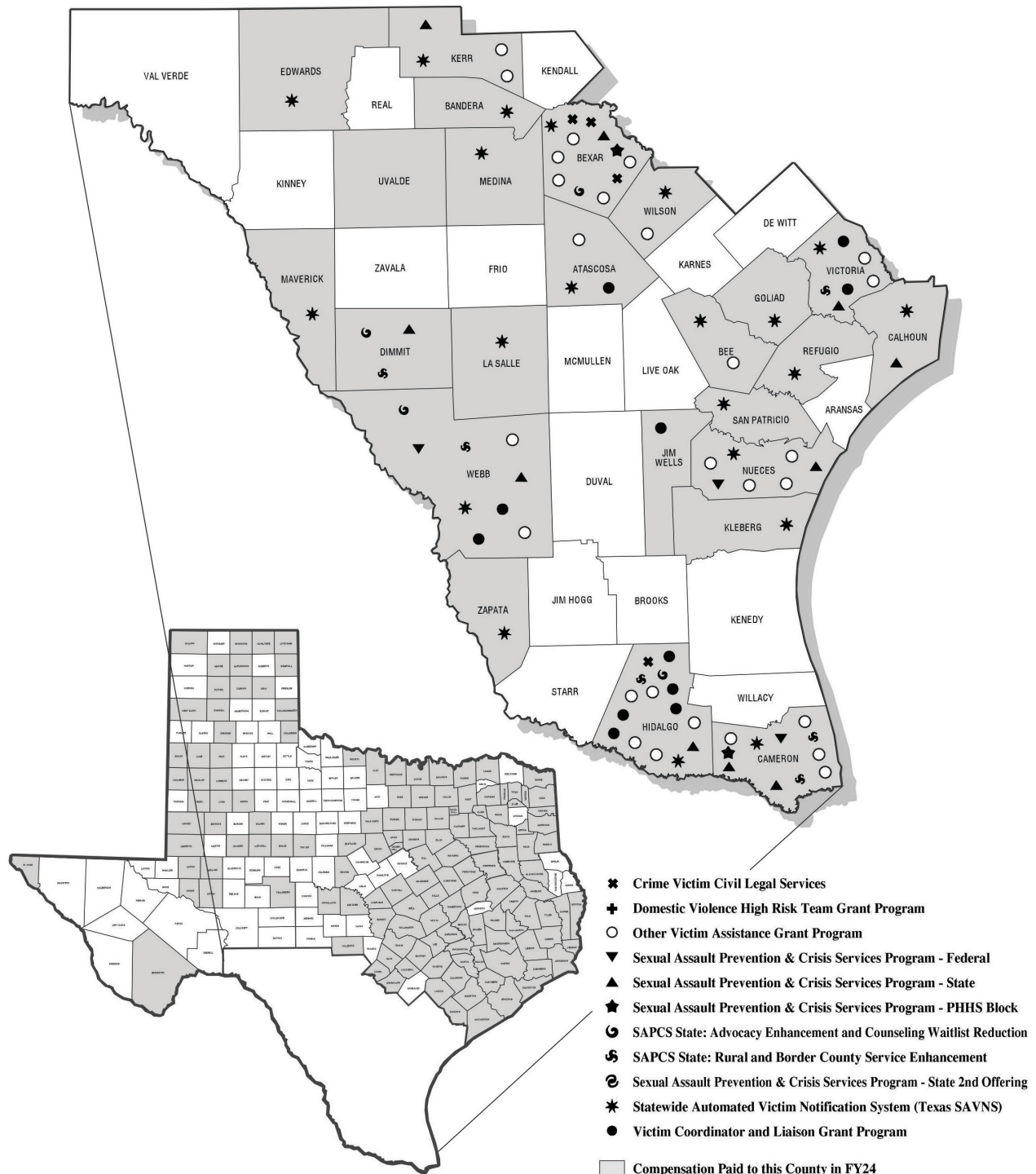


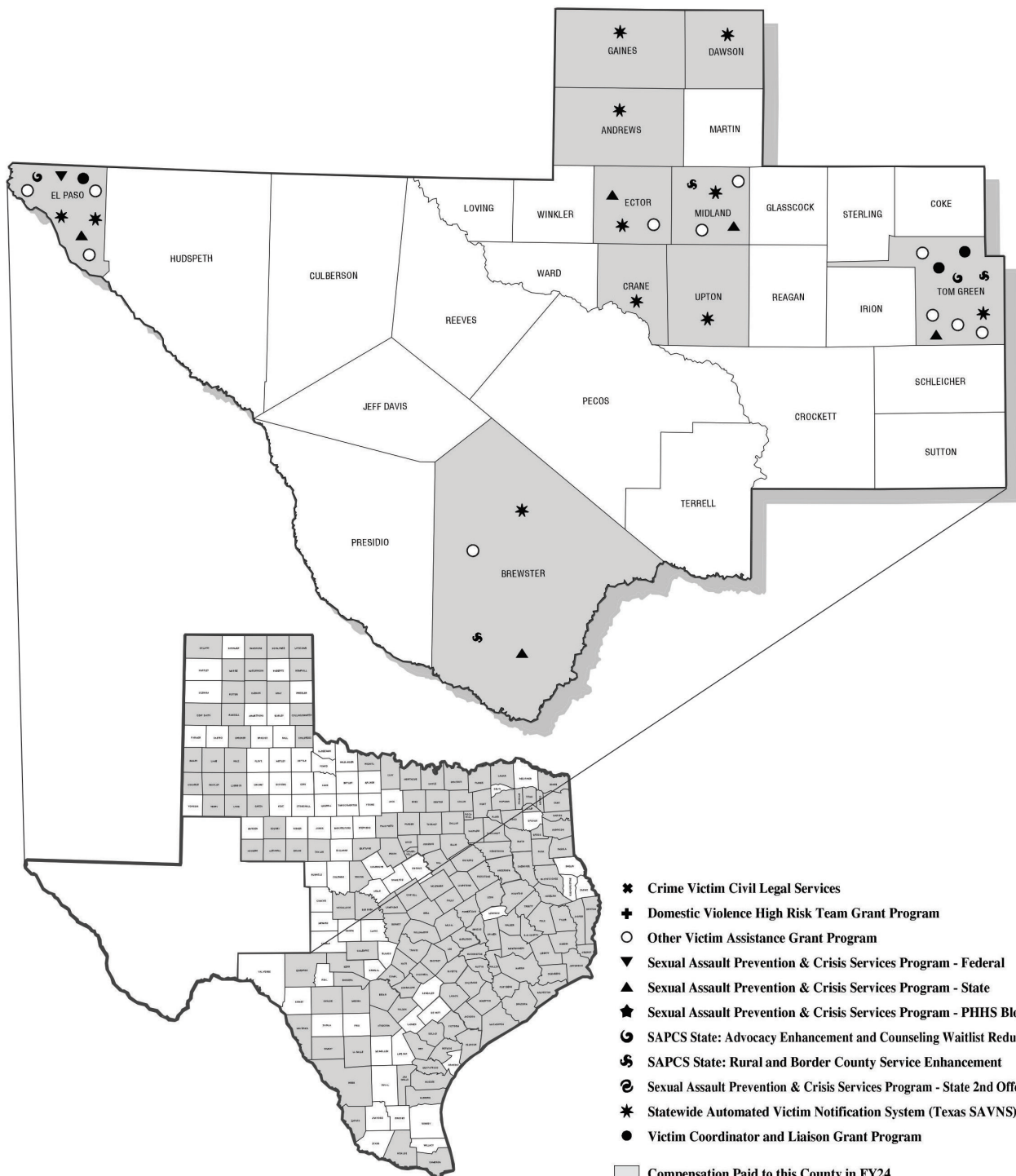
Texas



SOUTH

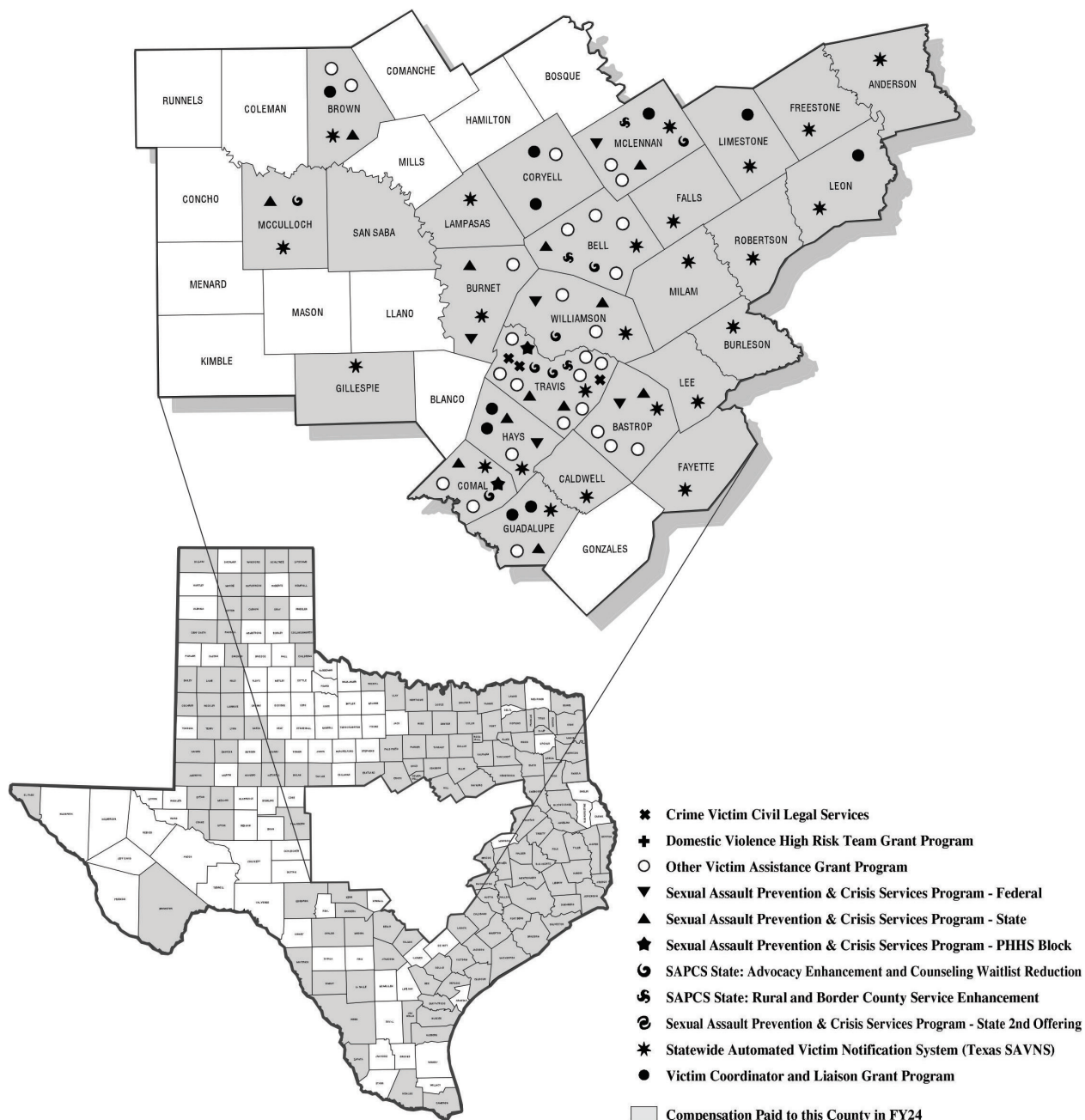
Texas





CENTRAL

Texas



OVAG

Purpose

The OVAG program supports services that address the unmet needs of victims of crime.

Guidelines For Selection

The OVAG program rules and regulations are set forth in the Texas Administrative Code, Title 1, Part 3, Chapter 60. The OAG awards OVAG funds through a competitive application process. Eligible applicants must be a governmental entity or maintain legal status as a 501(c)(3) nonprofit organization. To be considered for funding, applicants must demonstrate within their grant applications an ability and willingness to effectively provide victim-related services which include:

- Providing direct victim services;
- Providing outreach or community education;
- Connecting crime victims to services to aid in their recovery;
- Training professionals and volunteers to improve their services to victims; or
- Providing other administrative functions related to victim services.

FY 2024 was the first year of a two-year grant application cycle. Applications were carefully evaluated and scored by a team of OAG evaluators. Scoring results were based on information and documentation provided by the applicants, including a description of project activities, project objectives and outcomes, and proposed project budgets.

Awards

For FY 2024, the OAG awarded 190 OVAG grants totaling \$10,000,000.00. These grants were awarded to a variety of nonprofit organizations and government entities committed to providing crime victim services throughout Texas. Maximum grant award amounts were increased from \$45,000 in FY 2022/2023 to \$49,500 in FY 2024/2025 in order to assist grantees with increased operating costs due to inflation.

Summary of Reports & Effectiveness

OVAG funded programs served 139,030 victims of crime during FY 2024. Of these victims, 72,074 received crisis intervention, 29,436 received individual counseling, 17,213 received legal assistance and 96,013 received follow-up services. Additionally, 18,474 victims received assistance with applying for Crime Victims' Compensation, and 104,294 victims received information about victim rights and available community resources.

Victim Coordinator & Liaison Grants

VCLG

Purpose

The VCLG program supports statutorily required victim assistance coordinator and crime victim liaison positions for local law enforcement agencies and prosecutors' offices, as described in the Texas Code of Criminal Procedure, Articles 56A.201, 56A.202, 56A.203, and 56A.204. The positions funded by these programs provide direct services to victims of crime, assisting them with crime victims' compensation applications and other statutory rights.

Guidelines For Selection

The VCLG program rules and regulations are set forth in the Texas Administrative Code, Title 1, Part 3, Chapter 60. The OAG awards VCLG funds through a competitive application process. FY 2024 was the first year of a two-year grant application cycle. Applications were carefully evaluated and scored by a team of OAG evaluators. Scoring results were based on information and documentation provided by the applicants, including a description of project activities, project objectives and outcomes, and proposed project budgets.

Awards

For FY 2024, the OAG awarded 49 VCLG grants totaling \$2,312,850.00. These grants were awarded to:

- 30 prosecutors' offices
- 13 police departments
- 6 sheriffs' offices

Maximum grant award amounts were increased from \$45,000 in FY 2022/2023 to \$49,500 in FY 2024/2025 in order to assist grantees with increased operating costs due to inflation.

Summary of Reports & Effectiveness

VCLG funded programs served 40,257 victims of crime in FY 2024. Of these victims, 12,085 received assistance with applying for Crime Victims' Compensation and 7,515 received help with completion of victim impact statements. Additionally, 22,727 victims received advocacy services, and 29,403 victims received information about victim rights and community resources.

SAPCS

Purpose

The SAPCS grant program supports local and statewide programs that are addressing the problem of sexual assault through direct services, training, education and prevention with SAPCS-State and SAPCS-Preventive Health and Human Services (PHHS) Block grants and primary prevention efforts with SAPCS-Federal grants.

In addition to the SAPCS-State, SAPCS-PHHS Block and SAPCS-Federal grant programs, the 88th Texas Legislature appropriated additional funding for sexual assault programs to address “current and projected waitlists for counseling of adult sexual assault survivors and sexual assault advocacy services at rape crisis centers” and for “a pilot program that provides dedicated funding to support the unique challenges of rural and border counties including, but not limited to, support for satellite offices, co-location efforts, transportation costs, technology assistance and workforce challenges.” To ensure the funds were used for the legislatively intended purposes, the OAG created two new grant programs to address both funding purposes: SAPCS-State: Advocacy Enhancement and Counseling Waitlist Reduction grant, and SAPCS-State: Rural and Border County Service Enhancement grant.

Guidelines for Selection

The SAPCS program rules and regulations are set forth in the Texas Administrative Code, Title 1, Part 3, Chapter 62. The OAG awards SAPCS funds through a competitive application process. To be eligible to receive SAPCS funding, local programs must generally be 501(c)(3) nonprofit organizations or governmental entities that offer the required basic services for at least nine months prior to receiving an award. These basic services include the following:

- 24-hour crisis hotline;
- Crisis intervention;
- Public education;
- Advocacy and accompaniment to hospitals, law enforcement offices, prosecutors’ offices and courts; and
- Activities related to the prevention of sexual violence.

FY 2024 was the first year of a two-year grant application cycle for SAPCS-State, SAPCS-State: Advocacy Enhancement and Counseling Waitlist Reduction, SAPCS-State: Rural and Border County Service Enhancement, and SAPCS-PHHS Block. FY 2024 was a single-year grant application cycle for SAPCS-Federal. Except for the SAPCS-State grants, applications were carefully evaluated and scored by a team of OAG evaluators. Scoring results were based on information and documentation provided by the applicants,

including a description of project activities, project objectives and outcomes and proposed project budgets. SAPCS-State, SAPCS-State: Advocacy Enhancement and Counseling Waitlist Reduction, and SAPCS-State: Rural and Border County Service Enhancement grants were not scored as there was sufficient funding to fund all eligible applicants. OAG evaluators reviewed project activities, project objectives and outcomes, and proposed budgets in SAPCS-State applications in order to ensure eligibility and compliance with the grant program.

Awards

SAPCS-State:

In FY 2024, the OAG awarded 74 grants totaling \$14,784,798.00 to sexual assault programs across the state for direct victim services and prevention of sexual violence.

SAPCS-State: Advocacy Enhancement and Counseling Waitlist Reduction

In FY 2024, the OAG awarded 30 grants totaling \$4,500,000.00 to sexual assault programs across the state for advocacy services, individual counseling, and group/therapeutic counseling sessions.

SAPCS-State: Rural and Border County Service Enhancement

In FY 2024, the OAG awarded 15 grants totaling \$2,000,000.00 to sexual assault programs across the state for direct victim services and outreach, funding was prioritized for communication, travel, and operating costs for sexual assault programs in rural and border counties.

SAPCS-PHHS Block:

In FY 2024, the OAG awarded grants to 10 entities totaling \$608,448.

- 19 grants were awarded to local sexual assault programs across the state for direct victim services and prevention of sexual violence.
- 1 grant was awarded to the statewide sexual assault coalition, Texas Association Against Sexual Assault, to provide training and technical assistance to local sexual assault programs (rape crisis centers) as well as prevention of sexual violence.

SAPCS-Federal:

In FY 2024, the OAG awarded grants to 16 entities totaling \$2,406,824.

- 15 grants were awarded to local sexual assault programs (rape crisis centers) across the state to conduct sexual assault primary prevention activities; and

SAPCS *(continued)*

- 1 grant was awarded to the statewide sexual assault coalition, Texas Association Against Sexual Assault, to provide training and technical assistance to local sexual assault programs, as well as other local and statewide organizations and to support a statewide curriculum development project and evaluation component.

Summary of Reports & Effectiveness

During the time period of September 1, 2023-August 31, 2024, sexual assault programs reported providing services to 51,569 sexual assault survivors.

- 12% percent were male, 83% percent were female and for 5% percent the gender was unknown; and
- 74% percent were adults, 20% percent were children and for 6% percent the age was unknown.

These programs also reported presenting 4,112 education and training sessions to 60,276 community members, youth and professionals.

SAPCS-State: Advocacy Enhancement and Counseling Waitlist Reduction grantees specifically reported 5,495 individual counseling sessions, 3,542 group/therapeutic counseling sessions, and 3,257 instances of advocacy for sexual assault survivors.

SAVNS

Texas SAVNS covers 95 percent of the state's population and 96 percent of the reported violent crime in Texas.

Purpose

The Texas Constitution affords victims of crime the right to be notified, upon request, of an offender's release from incarceration and of upcoming court proceedings. Counties may participate in the SAVNS grant program to notify crime victims of relevant notifications. The Texas Legislature allocated resources to the OAG in 2001 to facilitate the implementation and maintenance of the program. The OAG undergoes a competitive procurement process to select a vendor to work directly with those Texas counties electing to participate in the Texas SAVNS program.

Texas SAVNS

Texas SAVNS provides victims and concerned members of the community with up-to-date information about offenders' county and state jail custody and court status, 24 hours a day, seven days a week, 365 days a year. This information is provided through a single statewide toll-free telephone number: (877) TX4-VINE [(877) 894-8463] or through the VINE (Certified Vendor's system) website at www.vinelink.com.

Registered users are contacted by phone or email whenever there is a change in an offender's status. The users may also check on an offender's status at any time by phone, through the website or mobile app. Trained operators are available at all times to assist if needed. In FY 2024, Texas SAVNS tracked 651,814 releases from custody, made 175,730 confirmed notification calls, made 608,901 notifications via text, made 314,774 notifications via email, and registered 275,208 new victims for notification.

The VINELink site received 10,683,527 site searches, the VINEWatch site received 44,770 site searches and the VINE MobilePatrol public

safety app received 4,455,858 site searches, for a total of 15,184,155 information searches during FY 2024. These searches are not necessarily by registered users, but by interested parties. During FY 2024, 43,098 callers utilized the 877-TX4-VINE toll-free telephone number to obtain information.

Awards

In FY 2024, the OAG awarded 150 SAVNS grant contracts totaling \$2,611,320.76 to the 149 counties and the El Paso County Community Supervision and Corrections Department to participate in this voluntary program.

Contract Management

To assure the certified vendor and the counties are functioning within the requirements of the program, the OAG conducts regular assessments to verify compliance with standards and protocols. Oversight activities include technical assistance via phone, email and virtually.

Domestic Violence High Risk Teams Grant Program

DVHRT

Purpose

The purpose of the DVHRT grant program is to develop and support multidisciplinary teams that coordinate efforts to increase the safety of victims of family violence, as defined by Section 71.004, Family Code, by monitoring and containing perpetrators while providing victim services. The team may be composed of law enforcement officers, prosecutors, community supervision and corrections departments, victim advocates, nonprofit organizations that provide services or shelter to victims of family violence, and medical personnel. The team members work together to share information and communicate to provide the best possible responses to victims at high risk.

Guidelines for Selection

The 84th Texas Legislature, through HB 3327, directs the OAG to award grants to domestic violence high risk teams in communities across the state. The attorney general is given the authority to request proposals for the award of grants under this section. The OAG evaluates the proposals and awards grants based on the need for domestic violence services in the community in which the team is located and the effectiveness or potential effectiveness of the team. The purpose of the grant is to:

- Identify and contract with sites in local communities that have the capacity to implement best practice models for high risk teams or expand existing DVHRTs;
- Evaluate funded site results;
- Identify best practice models that may be implemented in other communities;
- Provide technical assistance to communities interested in implementing DVHRTs; and
- Make recommendations to improve the implementation and/or the expansion of DVHRTs in Texas.

Awards

In FY 2024, the OAG awarded one grant to the Texas Council on Family Violence, Incorporated (TCFV) for \$300,000. TCFV sub-awarded \$270,000 to one local District Attorney's office and four local non-profit organizations to develop and maintain DVHRTs in their communities. The balance of the award was utilized by the Texas Council on Family Violence, Incorporated to provide oversight and to support the local programs.

FY 2024 was the first year of a two-year grant application cycle. Applications were carefully evaluated by a team of OAG evaluators. Evaluation results were based on information and documentation provided by the applicants, including a description of project activities, project objectives and outcomes and proposed project budgets.

Summary of Reports & Effectiveness

In FY 2024, the funded DVHRTs:

- Had 496 cases of Domestic Violence reported to them and contacted 496 victims.
 - Of the 496 victims, 245 were repeat victims of the same offender.
 - 392 Victims were provided with Advocacy;
 - 136 Victims were provided with Emergency Shelter; and
 - 299 Victims were provided with Legal Assistance
- Conducted 496 Risk Assessments

In FY 2024, the TCFV, Incorporated:

- Provided 74 instances of Technical Assistance to Domestic Violence High Risk Teams

CVCLS

Purpose

The CVCLS grants program was authorized by the Texas Legislature to increase the availability of free or affordable civil legal services for victims of crime, such as protective orders, disability benefits and other legal assistance.

Guidelines for Selection

The OAG entered into an interagency contract with the Supreme Court of Texas (Court) to support the CVCLS grants. The Court contracts with the Texas Access to Justice Foundation (TAJF) to award and manage these grant funds. The requirements for selecting recipient programs are set forth in the Order of the Court establishing TAJF as the CVCLS administrator. To be eligible to apply for these funds, a program must:

- Have a 501(c)(3) nonprofit organization status;
- Provide victim-related civil legal services to victims, immediate family members of victims or claimants;
- Provide services based on meeting certain income eligibility requirements;
- Maintain open records;
- Conduct open meetings; and
- Comply with other policies adopted by the Court and TAJF.

TAJF awards these funds to eligible local programs through a competitive grant application process. TAJF staff carefully evaluates applicants on their history with TAJF, including compliance and on-site evaluations, and submits program selection recommendations to the TAJF board of Directors. The board reviews these recommendations and considers such factors as ability to provide proposed services, underserved populations or areas of the state and the potential for duplication of services. New applicants provide oral presentations to the TAJF board of Directors on their organization and proposed services.

Awards

For FY 2024, the OAG awarded one contract to the Supreme Court of Texas for \$2,500,000. TAJF, which administers this program for the Court, sub-awarded \$2,447,500 to 14 local crime victim civil legal services programs in Texas. The balance of the award was utilized by TAJF to provide oversight and to support the local civil legal services programs.

Summary of Reports & Effectiveness

For FY 2024, local and statewide programs served 10,281 victims of crime in 158 counties. These funds have continued to cultivate a collaborative environment for the network of legal aid providers and the victim services agencies. Programs also address the problem of human trafficking and the extremely diverse services necessary to assist these victims.

Audit & Oversight Activities

To ensure accountability for these funds, the following audit and oversight activities were utilized:

- OAG staff reviewed financial and programmatic reports submitted on a quarterly basis by the Court. These reports encompass the financial expenditures and performance of all local programs funded through this contract;
- OAG staff reviewed and approved the Court's budget and revisions;
- TAJF staff conducted one or more of the following for each sub-awarded entity: program monitoring; review of quarterly fiscal and programmatic productivity reports; review of annual audit; and review of annual report of services and self-assessment.

SEXUAL ASSAULT SERVICES PROGRAM GRANT

Purpose

The purpose of the Sexual Assault Services Program Grant is to provide program development and legal training to local sexual assault programs, including standardizing the quality of services provided, preventing sexual assault, and improving services to survivors and other individuals affected by sexual violence. The grant also provides statewide training for local programs, professionals and other victim service groups.

Guidelines for Selection

The Texas Legislature appropriated funds to the OAG for the Sexual Assault Services Program Grant, a grant program which has historically been awarded only to the statewide sexual assault coalition, Texas Association Against Sexual Assault, Inc. (TAASA). The purpose of the grant is to:

- Standardize the quality of services provided
- Prevent sexual assault; and
- Improve services to survivors and other individuals affected by sexual violence statewide

Awards

In FY 2024, the OAG awarded one grant to the statewide coalition, TAASA for \$2,024,468.00.

FY 2024 was the first year of a two-year grant application cycle. Applications received were carefully evaluated by a team of OAG evaluators. Evaluation results were based on information and documentation provided by the applicants, including a description of project activities, project objectives and outcomes and proposed project budgets.

Summary of Reports & Effectiveness

For FY 2024, TAASA provided 34 training sessions to local sexual assault programs which included 1,065 participants. Other activities and education materials provided by TAASA include the following:

- Provided 1,648 Advocate Manuals;
- Provided 89,121 Downloaded Website Materials to sexual assault programs;
- Provided 22,209 Survivor Booklets to sexual assault programs;
- Conducted 75 Professional Training Sessions for 4,474 Individuals; and
- Provided 415 Instances of Technical Assistance to Sexual Assault Programs.

Additionally, as part of their FY 2024 award, TAASA was awarded \$500,000.00 in new funds to implement a centralized training, technical assistance and evaluation program for rape crisis centers across the state. At the end of FY 2024, TAASA has increased training and technical assistance to sexual assault programs, conducted a pilot program on training modules from their Texas Core Advocacy Training (TCAT) standards program, and updated, as well as distributed, sexual assault survivor guidebooks and other brochures.

Audit & Oversight Activities

To ensure accountability for funds awarded to the grantee, the following audit and oversight activities were utilized:

- OAG staff reviewed and analyzed monthly invoices and financial status reports in addition to quarterly program performance reports;
- OAG staff approved the original budget and all budget amendments;
- OAG staff reviewed the annual or single audit.
- OAG staff conducted a monitoring review of the grant received by the TAASA.

VICTIM ASSISTANCE GRANTS FUNDED BY COUNTY

County	Agency Name	Grant Program	Award Amount
Anderson			
Anderson	Anderson County	SAVNS	\$15,348.97
Andrews			
Andrews	Andrews County	SAVNS	\$7,794.83
Angelina			
Angelina	Angelina Alliance for Children, Inc.	OVAG	\$48,498.00
Angelina	Angelina County	SAVNS	\$18,030.39
Angelina	Women's Shelter of East Texas, Inc.	OVAG	\$45,000.00
Angelina	Women's Shelter of East Texas, Inc.	SAPCS-State	\$155,591.00
Atascosa			
Atascosa	81st Judicial District Attorney's Office	VCLG	\$49,500.00
Atascosa	Atascosa County	SAVNS	\$15,348.97
Atascosa	CASA of South Texas	OVAG	\$46,462.00
Austin			
Austin	Austin County	SAVNS	\$6,778.54
Bailey			
Bailey	Bailey County	SAVNS	\$6,778.54
Bandera			
Bandera	Bandera County	SAVNS	\$5,762.25
Bastrop			
Bastrop	Bastrop County	SAVNS	\$18,030.39
Bastrop	Bastrop County Women's Shelter, Inc.	OVAG	\$49,463.00
Bastrop	Bastrop County Women's Shelter, Inc.	SAPCS-Federal	\$123,000.00
Bastrop	Bastrop County Women's Shelter, Inc.	SAPCS-State	\$176,422.00
Bastrop	Court Appointed Special Advocates of Bastrop County	OVAG	\$49,500.00
Bastrop	The Children's Advocacy Center Serving Bastrop, Lee and Fayette Counties	OVAG	\$44,967.00
Bee			
Bee	Bee County	SAVNS	\$18,030.39
Bee	CASA of Bee, Live Oak and McMullen Counties, Texas	OVAG	\$45,000.00
Bell			
Bell	Aware Central Texas	OVAG	\$48,279.00
Bell	Bell County	SAVNS	\$25,968.88
Bell	CASA of Bell and Coryell Counties	OVAG	\$48,955.00
Bell	Families In Crisis, Incorporated	OVAG	\$49,500.00
Bell	Families In Crisis, Incorporated	SAPCS-State	\$148,165.00
Bell	Families In Crisis, Incorporated	SAPCS-State: Advocacy Enhancement and Counseling Waitlist Reduction	\$100,000.00
Bell	Families In Crisis, Incorporated	SAPCS-State: Rural and Border County Service Enhancement	\$177,373.00
Bell	Lone Star Legal Aid	OVAG	\$49,210.00

County	Agency Name	Grant Program	Award Amount
Bexar			
Bexar	Aid to Victims of Domestic Abuse	CVCLS	\$82,497.00
Bexar	Alamo Area Rape Crisis Center	OVAG	\$49,500.00
Bexar	Alamo Area Rape Crisis Center	SAPCS-PHHS Block	\$60,000.00
Bexar	Alamo Area Rape Crisis Center	SAPCS-State	\$640,553.00
Bexar	Alamo Area Rape Crisis Center	SAPCS-State: Advocacy Enhancement and Counseling Waitlist Reduction	\$175,000.00
Bexar	Bexar County	SAVNS	\$96,247.63
Bexar	Child Advocates San Antonio	OVAG	\$49,500.00
Bexar	ChildSafe	OVAG	\$49,500.00
Bexar	Family Service Association of San Antonio, Inc.	OVAG	\$49,300.00
Bexar	Family Violence Prevention Services, Inc., DBA Battered Women's Shelter of Bexar County	CVCLS	\$69,510.00
Bexar	Family Violence Prevention Services, Inc., DBA Battered Women's Shelter of Bexar County	OVAG	\$49,500.00
Bexar	St. Mary's Immigration Clinic	CVCLS	\$59,662.00
Bowie			
Bowie	Bowie County	SAVNS	\$18,030.39
Bowie	Bowie County District Attorney's Office	VCLG	\$49,500.00
Bowie	Domestic Violence Prevention, Incorporated	OVAG	\$42,000.00
Bowie	Domestic Violence Prevention, Incorporated	SAPCS-State	\$155,591.00
Bowie	Northeast Texas CASA, Inc.	OVAG	\$26,321.00
Brazoria			
Brazoria	Brazoria County	SAVNS	\$30,285.26
Brazoria	Brazoria County Alliance for Children, Inc.	OVAG	\$36,865.00
Brazoria	Brazoria County District Attorney's Office	VCLG	\$49,500.00
Brazoria	Women's Center of Brazoria County, Inc.	SAPCS-State	\$148,165.00
Brazos			
Brazos	Brazos County	SAVNS	\$30,285.26
Brazos	Brazos County Rape Crisis Center, Inc.	OVAG	\$49,496.00
Brazos	Brazos County Rape Crisis Center, Inc.	SAPCS-PHHS Block	\$59,288.00
Brazos	Brazos County Rape Crisis Center, Inc.	SAPCS-State	\$155,590.00
Brazos	City of College Station	VCLG	\$49,392.00
Brazos	Scotty's House Brazos Valley Child Advocacy Center, Inc.	OVAG	\$49,500.00
Brewster			
Brewster	Brewster County	SAVNS	\$3,106.95
Brewster	Family Crisis Center of the Big Bend, Inc.	OVAG	\$45,001.00
Brewster	Family Crisis Center of The Big Bend, Inc.	SAPCS-State	\$148,165.00
Brewster	Family Crisis Center of The Big Bend, Inc.	SAPCS-State: Rural and Border County Service Enhancement	\$124,996.00
Brown			
Brown	35th Judicial District Attorney's Office	VCLG	\$48,840.00
Brown	Brown County	SAVNS	\$18,030.39
Brown	Court Appointed Special Advocates in the Heart of Texas	OVAG	\$49,500.00
Brown	The Ark Domestic Violence Shelter	OVAG	\$42,000.00
Brown	The Ark Domestic Violence Shelter	SAPCS-State	\$148,165.00

County	Agency Name	Grant Program	Award Amount
Burleson			
Burleson	Burleson County	SAVNS	\$5,762.25
Burnet			
Burnet	Burnet County	SAVNS	\$18,030.39
Burnet	Highland Lakes Family Crisis Center, Inc.	OVAG	\$42,000.00
Burnet	Highland Lakes Family Crisis Center, Inc.	SAPCS-Federal	\$123,000.00
Burnet	Highland Lakes Family Crisis Center, Inc.	SAPCS-State	\$155,590.00
Caldwell			
Caldwell	Caldwell County	SAVNS	\$18,030.39
Calhoun			
Calhoun	Calhoun County	SAVNS	\$6,778.54
Calhoun	Child Welfare Alliance of Calhoun County, Inc. dba: The Harbor Children's Alliance and Victim Center	SAPCS-State	\$155,591.00
Cameron			
Cameron	Cameron County	SAVNS	\$7,794.83
Cameron	Cameron County Children Advocacy Centers, Inc.	OVAG	\$49,500.00
Cameron	CASA of Cameron and Willacy Counties, Inc.	OVAG	\$49,500.00
Cameron	Friendship of Women, Inc.	OVAG	\$42,000.00
Cameron	Friendship of Women, Inc.	SAPCS-Federal	\$123,000.00
Cameron	Friendship of Women, Inc.	SAPCS-PHHS Block	\$60,000.00
Cameron	Friendship of Women, Inc.	SAPCS-State	\$148,165.00
Cameron	Friendship of Women, Inc.	SAPCS-State: Rural and Border County Service Enhancement	\$177,373.00
Cameron	The Family Crisis Center, Inc.	OVAG	\$49,500.00
Cameron	The Family Crisis Center, Inc.	SAPCS-State	\$155,590.00
Cameron	The Family Crisis Center, Inc.	SAPCS-State: Rural and Border County Service Enhancement	\$177,373.00
Camp			
Camp	Camp County	SAVNS	\$6,778.54
Carson			
Carson	Carson County	SAVNS	\$18,030.39
Cass			
Cass	Cass County	SAVNS	\$26,747.95
Cass	Cass County District Attorney's Office	VCLG	\$49,500.00
Chambers			
Chambers	Chambers County	SAVNS	\$6,778.45
Cherokee			
Cherokee	Cherokee County	SAVNS	\$18,030.39
Cherokee	Crisis Center of Anderson & Cherokee Counties	OVAG	\$42,000.00
Cherokee	Crisis Center of Anderson & Cherokee Counties	SAPCS-State	\$155,590.00
Childress			
Childress	Childress County	SAVNS	\$5,762.25
Clay			
Clay	Clay County	SAVNS	\$5,762.25
Cochran			
Cochran	Cochran County	SAVNS	\$6,778.54

County	Agency Name	Grant Program	Award Amount
Collin			
Collin	Children's Advocacy Center of Collin County, Inc.	OVAG	\$49,500.00
Collin	Collin County	SAVNS	\$30,285.26
Collin	Court Appointed Special Advocates of Collin County, Inc.	OVAG	\$49,394.00
Collin	Hope's Door	OVAG	\$42,045.00
Collin	Rape Crisis Center of Collin County, Inc.	OVAG	\$49,500.00
Collin	Rape Crisis Center of Collin County, Inc.	SAPCS-PHHS Block	\$60,000.00
Collin	Rape Crisis Center of Collin County, Inc.	SAPCS-State	\$324,708.00
Collin	Rape Crisis Center of Collin County, Inc.	SAPCS-State: Advocacy Enhancement and Counseling Waitlist Reduction	\$160,000.00
Collingsworth			
Collingsworth	100th Judicial District Attorney's Office	VCLG	\$48,150.00
Colorado			
Colorado	Colorado County	SAVNS	\$5,762.25
Comal			
Comal	CASA of Central Texas, Inc.	OVAG	\$48,909.00
Comal	Comal County	SAVNS	\$18,030.45
Comal	Comal County Family Violence Shelter, Inc.	OVAG	\$42,000.00
Comal	Comal County Family Violence Shelter, Inc.	SAPCS-PHHS Block	\$60,000.00
Comal	Comal County Family Violence Shelter, Inc.	SAPCS-State	\$148,165.00
Comal	Comal County Family Violence Shelter, Inc.	SAPCS-State: Advocacy Enhancement and Counseling Waitlist Reduction	\$100,000.00
Cooke			
Cooke	Abigail's Arms Cooke County Family Crisis Center	OVAG	\$49,500.00
Cooke	Abigail's Arms Cooke County Family Crisis Center	SAPCS-State	\$155,591.00
Cooke	Abigail's Arms Cooke County Family Crisis Center	SAPCS-State: Advocacy Enhancement and Counseling Waitlist Reduction	\$145,000.00
Cooke	Cooke County District Attorney's Office	VCLG	\$49,500.00
Cooke	Court Appointed Special Advocates of North Texas, Inc.	OVAG	\$35,500.00
Coryell			
Coryell	Coryell County Attorney's Office	VCLG	\$49,500.00
Coryell	Coryell County District Attorney's Office	VCLG	\$49,500.00
Coryell	Mission Righteous Roots	OVAG	\$49,497.00
Crane			
Crane	Crane County	SAVNS	\$6,778.54
Dallam			
Dallam	Dallam County	SAVNS	\$6,778.54
Dallas			
Dallas	Catholic Charities of Dallas, Inc.	OVAG	\$49,500.00
Dallas	Catholic Charities of Dallas, Inc.	CVCLS	\$46,026.00
Dallas	City of Irving	VCLG	\$49,490.00
Dallas	Dallas Area Rape Crisis Center	OVAG	\$49,495.00
Dallas	Dallas Area Rape Crisis Center	SAPCS-PHHS Block	\$52,080.00
Dallas	Dallas Area Rape Crisis Center	SAPCS-State	\$431,424.00

County	Agency Name	Grant Program	Award Amount
Dallas	Dallas Area Rape Crisis Center	SAPCS-State: Advocacy Enhancement and Counseling Waitlist Reduction	\$145,000.00
Dallas	Dallas CASA	OVAG	\$49,500.00
Dallas	Dallas Children's Advocacy Center	OVAG	\$49,500.00
Dallas	Dallas County	SAVNS	\$124,178.48
Dallas	Dallas County District Attorney's Office	VCLG	\$49,387.00
Dallas	Dallas County Hospital District	OVAG	\$49,500.00
Dallas	Jewish Family Service Of Dallas, Incorporated	OVAG	\$49,500.00
Dallas	Mosaic Family Services, Inc.	OVAG	\$49,500.00
Dallas	The Counseling Place	OVAG	\$48,068.00
Dallas	The Family Place	Domestic Violence High Risk Teams	\$55,000.00
Dallas	The Family Place	OVAG	\$49,354.00
Dallas	Trauma Support Services of North Texas	OVAG	\$49,499.00
Dawson			
Dawson	Dawson County	SAVNS	\$5,762.25
Deaf Smith			
Deaf Smith	Deaf Smith County	SAVNS	\$6,778.54
Denton			
Denton	Children's Advocacy Center for North Texas, Inc.	OVAG	\$49,500.00
Denton	Court Appointed Special Advocates of Denton County, Inc.	OVAG	\$49,500.00
Denton	Denton County	SAVNS	\$30,285.26
Denton	Denton County Friends of The Family, Inc.	OVAG	\$49,000.00
Denton	Denton County Friends of The Family, Inc.	SAPCS-State	\$174,472.00
Denton	Ranch Hands Rescue	OVAG	\$49,500.00
Denton	University of North Texas	OVAG	\$25,926.00
Dimmit			
Dimmit	Wintergarden Women's Shelter, Inc.	SAPCS-State	\$155,591.00
Dimmit	Wintergarden Women's Shelter, Inc.	SAPCS-State: Advocacy Enhancement and Counseling Waitlist Reduction	\$145,000.00
Dimmit	Wintergarden Women's Shelter, Inc.	SAPCS-State: Rural and Border County Service Enhancement	\$114,500.00
Eastland			
Eastland	Eastland County	SAVNS	\$6,778.54
Eastland	Eastland County Crisis Center, Inc.	OVAG	\$49,500.00
Eastland	Eastland County Crisis Center, Inc.	SAPCS-State	\$155,590.00
Ector			
Ector	Crisis Center of West Texas	SAPCS-State	\$155,591.00
Ector	Ector County	SAVNS	\$30,285.26
Ector	Harmony Home Children's Advocacy Center, Inc.	OVAG	\$49,500.00
Edwards			
Edwards	Edwards County	SAVNS	\$5,762.25
El Paso			
El Paso	CASA of El Paso, Inc.	OVAG	\$49,500.00
El Paso	Center Against Sexual and Family Violence, Inc.	OVAG	\$42,000.00

County	Agency Name	Grant Program	Award Amount
El Paso	Center Against Sexual and Family Violence, Inc.	SAPCS-Federal	\$123,000.00
El Paso	Center Against Sexual And Family Violence, Inc.	SAPCS-State	\$472,782.00
El Paso	Center Against Sexual And Family Violence, Inc.	SAPCS-State: Advocacy Enhancement and Counseling Waitlist Reduction	\$175,000.00
El Paso	El Paso County	SAVNS	\$30,285.26
El Paso	El Paso County Community Supervision & Corrections Department	SAVNS	\$14,082.39
El Paso	El Paso County Sheriff's Office	VCLG	\$49,488.00
El Paso	El Paso Guidance Center, Inc.	OVAG	\$49,500.00
Ellis			
Ellis	Ellis County Children's Advocacy Center, Inc.	OVAG	\$49,058.00
Ellis	The Heights Ellis County Family Resources, Inc.	OVAG	\$49,500.00
Erath			
Erath	CASA for the Cross Timbers Area, Inc. CASA (Court Appointed Special Advocate)	OVAG	\$49,496.00
Erath	Cross Timbers Family Services	Domestic Violence High Risk Teams	\$54,000.00
Erath	Cross Timbers Family Services	SAPCS-State	\$155,591.00
Erath	Erath County	SAVNS	\$18,030.39
Falls			
Falls	Falls County	SAVNS	\$6,778.54
Fannin			
Fannin	Fannin County	SAVNS	\$18,030.39
Fannin	Fannin County Family Crisis Center, Inc.	SAPCS-State	\$155,590.00
Fayette			
Fayette	Fayette County	SAVNS	\$6,778.54
Fort Bend			
Fort Bend	Fort Bend County	SAVNS	\$34,601.64
Fort Bend	Fort Bend County Women's Center, Inc.	SAPCS-State 2nd Offering	\$162,270.00
Fort Bend	Fort Bend County Women's Center, Inc.	SAPCS-State: Advocacy Enhancement and Counseling Waitlist Reduction	\$160,000.00
Franklin			
Franklin	Franklin County	SAVNS	\$6,778.54
Freestone			
Freestone	Freestone County	SAVNS	\$5,762.25
Gaines			
Gaines	Gaines County	SAVNS	\$7,794.83
Galveston			
Galveston	Court Appointed Special Advocates (CASA) of Galveston County	OVAG	\$49,478.00
Galveston	Galveston County	SAVNS	\$25,968.88
Galveston	Resource and Crisis Center of Galveston County, Texas, Inc.	OVAG	\$49,500.00
Galveston	Resource And Crisis Center of Galveston County, Texas, Inc.	SAPCS-State	\$150,669.00
Garza			
Garza	Garza County	SAVNS	\$6,778.54
Gillespie			
Gillespie	Gillespie County	SAVNS	\$6,778.54

County	Agency Name	Grant Program	Award Amount
Goliad			
Goliad	Goliad County	SAVNS	\$6,778.54
Gray			
Gray	Gray County	SAVNS	\$5,762.25
Gray	Tralelee Crisis Center for Women, Inc.	OVAG	\$28,818.00
Gray	Tralelee Crisis Center For Women, Inc.	SAPCS-State	\$155,591.00
Grayson			
Grayson	Court Appointed Special Advocates of Grayson County, Inc.	OVAG	\$48,734.00
Grayson	Grayson County	SAVNS	\$30,285.26
Grayson	Grayson County Childrens' Advocacy Center	OVAG	\$49,357.00
Grayson	Grayson County District Attorney's Office	VCLG	\$49,500.00
Grayson	Grayson County Women's Crisis Line, Inc.	OVAG	\$49,500.00
Grayson	Grayson County Women's Crisis Line, Inc.	SAPCS-Federal	\$123,000.00
Grayson	Grayson County Women's Crisis Line, Inc.	SAPCS-State	\$155,591.00
Gregg			
Gregg	East Texas Child Advocates, Inc.	OVAG	\$49,500.00
Gregg	Gregg County	SAVNS	\$30,285.26
Gregg	The Martin House Children's Advocacy Center	OVAG	\$49,491.00
Gregg	Women's Center of East Texas, Inc.	SAPCS-State	\$148,165.00
Grimes			
Grimes	Grimes County	SAVNS	\$5,762.25
Guadalupe			
Guadalupe	City of Cibolo Police Department	VCLG	\$49,500.00
Guadalupe	City of Seguin Police Department	VCLG	\$49,500.00
Guadalupe	Guadalupe County	SAVNS	\$18,030.45
Guadalupe	Guadalupe County Children's Advocacy Center, Inc.	OVAG	\$49,498.00
Guadalupe	Guadalupe Valley Family Violence Shelter, Inc.	OVAG	\$49,500.00
Guadalupe	Guadalupe Valley Family Violence Shelter, Inc.	SAPCS-State	\$155,591.00
Hale			
Hale	Crisis Center of the Plains	OVAG	\$42,000.00
Hale	Crisis Center of The Plains	SAPCS-State	\$148,165.00
Hale	Hale County	SAVNS	\$18,030.39
Hansford			
Hansford	Hansford County	SAVNS	\$5,762.25
Hardin			
Hardin	Hardin County	SAVNS	\$15,348.97
Hardin	Hardin County Crime Victims Assistance Center	SAPCS-State 2nd Offering	\$148,165.00
Harris			
Harris	AVDA	OVAG	\$49,500.00
Harris	Bay Area Turning Point, Inc.	OVAG	\$45,000.00
Harris	Bay Area Turning Point, Inc.	SAPCS-State	\$330,652.00
Harris	Catholic Charities of the Archdiocese of Galveston-Houston	CVCLS	\$60,000.00
Harris	Child Advocates, Incorporated	OVAG	\$49,500.00
Harris	Daya, Inc. (Daya)	OVAG	\$49,500.00
Harris	Family Ties Family Resource Services	OVAG	\$45,000.00
Harris	Family Ties Family Resource Services	SAPCS-Federal	\$123,000.00

County	Agency Name	Grant Program	Award Amount
Harris	Family Ties Family Resource Services	SAPCS-PHHS Block	\$52,080.00
Harris	Familytime Crisis And Counseling Center	SAPCS-State	\$179,205.00
Harris	Harris County	SAVNS	\$124,178.48
Harris	Houston Area Women's Center, Inc.	OVAG	\$49,500.00
Harris	Houston Area Women's Center, Inc.	SAPCS-Federal	\$123,000.00
Harris	Houston Area Women's Center, Inc.	SAPCS-State	\$734,804.00
Harris	Houston Area Women's Center, Inc.	SAPCS-State: Advocacy Enhancement and Counseling Waitlist Reduction	\$145,000.00
Harris	Katy Christian Ministries	OVAG	\$49,500.00
Harris	Katy Christian Ministries	SAPCS-State	\$227,938.00
Harris	Katy Christian Ministries	SAPCS-State: Advocacy Enhancement and Counseling Waitlist Reduction	\$145,000.00
Harris	Lone Star Legal Aid	CVCLS	\$462,184.00
Harris	Sarah's House	OVAG	\$49,500.00
Harris	South Texas College of Law Houston, Inc.	OVAG	\$49,498.00
Harris	The Bridge Over Troubled Waters, Inc.	Domestic Violence High Risk Teams	\$55,000.00
Harris	The Bridge Over Troubled Waters, Inc.	OVAG	\$42,000.00
Harris	The Bridge Over Troubled Waters, Inc.	SAPCS-Federal	\$123,000.00
Harris	The Bridge Over Troubled Waters, Inc.	SAPCS-State	\$158,526.00
Harris	The Bridge Over Troubled Waters, Inc.	SAPCS-State: Advocacy Enhancement and Counseling Waitlist Reduction	\$175,000.00
Harris	The Montrose Center	OVAG	\$49,500.00
Harris	The Montrose Center	SAPCS-State	\$152,007.00
Harris	The Parris Foundation	OVAG	\$49,500.00
Harris	University of Houston Law Foundation for Law Center Immigration Clinical Program	CVCLS	\$30,000.00
Harrison			
Harrison	Harrison County	SAVNS	\$18,030.39
Hays			
Hays	City of Kyle	VCLG	\$49,500.00
Hays	City of San Marcos	VCLG	\$49,500.00
Hays	Hays County	SAVNS	\$30,285.26
Hays	Hays County Women's Center, Inc.	OVAG	\$49,500.00
Hays	Hays County Women's Center, Inc.	SAPCS-Federal	\$123,000.00
Hays	Hays County Women's Center, Inc.	SAPCS-State	\$179,633.00
Hemphill			
Hemphill	Hemphill County	SAVNS	\$5,762.25
Henderson			
Henderson	Court Appointed Special Advocates of Trinity Valley, Inc.	OVAG	\$49,500.00
Henderson	Henderson County	SAVNS	\$18,030.39
Henderson	The Henderson County HELP Center, Inc.	OVAG	\$49,500.00
Hidalgo			
Hidalgo	Angels of Love	OVAG	\$49,449.00
Hidalgo	Children's Advocacy Center of Hidalgo County	OVAG	\$49,500.00

County	Agency Name	Grant Program	Award Amount
Hidalgo	City of Edinburg	VCLG	\$49,500.00
Hidalgo	City of McAllen	VCLG	\$49,500.00
Hidalgo	City of Mission Police Department	OVAG	\$49,500.00
Hidalgo	City of Palmview Police Department	VCLG	\$44,608.00
Hidalgo	City of Pharr Police Department	VCLG	\$44,000.00
Hidalgo	Hidalgo County	SAVNS	\$30,285.26
Hidalgo	Hidalgo County District Attorney's Office	VCLG	\$32,012.00
Hidalgo	Rio Grande Valley Empowerment Zone Corporation	OVAG	\$45,000.00
Hidalgo	Texas RioGrande Legal Aid, Inc.	CVCLS	\$860,239.00
Hidalgo	Women Together (Foundation), Inc.	SAPCS-State	\$314,634.00
Hidalgo	Women Together (Foundation), Inc.	SAPCS-State: Advocacy Enhancement and Counseling Waitlist Reduction	\$160,000.00
Hidalgo	Women Together (Foundation), Inc.	SAPCS-State: Rural and Border County Service Enhancement	\$120,040.00
Hidalgo	Women Together (Foundation), Inc.	OVAG	\$49,500.00
Hill			
Hill	Hill County	SAVNS	\$18,030.39
Hill	Hill County Attorney's Office	VCLG	\$49,500.00
Hockley			
Hockley	Hockley County	SAVNS	\$6,778.54
Hood			
Hood	Hood County	SAVNS	\$18,030.39
Hood	Hood County Sheriff's Office	VCLG	\$49,500.00
Hood	Mission Granbury, Inc.	OVAG	\$36,865.00
Hood	Mission Granbury, Inc.	SAPCS-State	\$155,591.00
Hood	Paluxy River Children's Advocacy Center, Inc.	OVAG	\$49,500.00
Hopkins			
Hopkins	Hopkins County	SAVNS	\$18,030.39
Hopkins	Lake Country CASA	OVAG	\$38,200.00
Houston			
Houston	Houston County	SAVNS	\$5,762.25
Houston	Houston County Attorney's Office	VCLG	\$49,500.00
Howard			
Howard	Howard County	SAVNS	\$18,056.47
Hunt			
Hunt	CASA For Hunt County, Inc.	OVAG	\$49,500.00
Hunt	Hunt County	SAVNS	\$18,030.39
Hunt	Hunt County Rape Crisis Center, Inc.	OVAG	\$49,500.00
Hunt	Hunt County Rape Crisis Center, Inc.	SAPCS-State	\$155,591.00
Hunt	Hunt County Rape Crisis Center, Inc.	SAPCS-State: Advocacy Enhancement and Counseling Waitlist Reduction	\$135,000.00
Hunt	Women In Need, Inc.	OVAG	\$49,500.00
Hutchinson			
Hutchinson	Hutchinson County	SAVNS	\$6,778.54

County	Agency Name	Grant Program	Award Amount
Hutchinson	Hutchinson County Crisis Center, Inc.	SAPCS-State	\$148,165.00
Jackson			
Jackson	Jackson County	SAVNS	\$5,762.25
Jackson	Jackson County District Attorney's Office	VCLG	\$48,602.00
Jasper			
Jasper	Jasper County	SAVNS	\$18,030.39
Jefferson			
Jefferson	Court Appointed Special Advocates of Southeast Texas, Inc.	OVAG	\$42,179.00
Jefferson	Jefferson County	SAVNS	\$30,285.26
Jefferson	Rape and Suicide Crisis of Southeast Texas, Inc.	OVAG	\$46,284.00
Jefferson	Rape And Suicide Crisis of Southeast Texas, Inc.	SAPCS-State	\$148,165.00
Jim Wells			
Jim Wells	79th Judicial District Attorney's Office	VCLG	\$45,000.00
Johnson			
Johnson	Johnson County	SAVNS	\$30,285.26
Johnson	Johnson County Children's Advocacy Center	OVAG	\$49,500.00
Johnson	Johnson County Family Crisis Center	OVAG	\$42,000.00
Johnson	Johnson County Family Crisis Center	SAPCS-State	\$155,591.00
Kaufman			
Kaufman	Kaufman County	SAVNS	\$15,349.02
Kaufman	Kaufman County Criminal District Attorney's Office	VCLG	\$49,410.00
Kerr			
Kerr	Hill Country CASA	OVAG	\$49,500.00
Kerr	Hill Country Crisis Council, Inc.	OVAG	\$42,000.00
Kerr	Hill Country Crisis Council, Inc.	SAPCS-State	\$155,591.00
Kerr	Kerr County	SAVNS	\$18,030.39
Kleberg			
Kleberg	Kleberg County	SAVNS	\$18,030.39
La Salle			
La Salle	La Salle County	SAVNS	\$6,778.54
Lamar			
Lamar	CASA For Kids, Inc.	OVAG	\$48,610.00
Lamar	Children's Center, Inc., DBA The Children's Advocacy Center of Paris	OVAG	\$48,535.00
Lamar	Lamar County	SAVNS	\$18,030.39
Lamar	Lamar County and District Attorney's Office	VCLG	\$49,500.00
Lamb			
Lamb	Lamb County	SAVNS	\$5,762.25
Lamb	Lamb County and District Attorney's Office	VCLG	\$42,036.00
Lampasas			
Lampasas	Lampasas County	SAVNS	\$6,778.54
Lee			
Lee	Lee County	SAVNS	\$5,762.25
Leon			
Leon	Leon County	SAVNS	\$6,778.54
Leon	Leon County District Attorney's Office	VCLG	\$33,000.00

County	Agency Name	Grant Program	Award Amount
Liberty			
Liberty	BRIDGEHAVEN Children's Advocacy Center	OVAG	\$49,500.00
Liberty	Court Appointed Special Advocates (CASA) of Liberty/Chambers Counties, Inc.	OVAG	\$49,500.00
Liberty	Liberty County	SAVNS	\$18,030.39
Limestone			
Limestone	Limestone County	SAVNS	\$6,778.54
Limestone	Limestone County	VCLG	\$42,514.00
Lipscomb			
Lipscomb	Lipscomb County	SAVNS	\$6,778.54
Lubbock			
Lubbock	CASA of the South Plains, Inc.	OVAG	\$49,500.00
Lubbock	Children's Advocacy Center of The South Plains, Texas, Inc.	OVAG	\$49,169.00
Lubbock	Legal Aid Society of Lubbock	CVCLS	\$45,000.00
Lubbock	Lubbock County	SAVNS	\$30,285.26
Lubbock	Lubbock Rape Crisis Center	OVAG	\$49,500.00
Lubbock	Lubbock Rape Crisis Center	SAPCS-Federal	\$123,000.00
Lubbock	Lubbock Rape Crisis Center	SAPCS-State	\$155,590.00
Lubbock	Lubbock Rape Crisis Center	SAPCS-State: Advocacy Enhancement and Counseling Waitlist Reduction	\$175,000.00
Lubbock	Lubbock Victim Assistance Services, Inc.	OVAG	\$44,950.00
Lubbock	Women's Protective Services of Lubbock, Inc.	OVAG	\$47,225.00
Lynn			
Lynn	Lynn County	SAVNS	\$6,778.54
Marion			
Marion	Marion County	SAVNS	\$6,778.54
Matagorda			
Matagorda	City of Bay City Police Department	VCLG	\$49,500.00
Matagorda	Gulf Coast CASA, Inc.	OVAG	\$49,500.00
Matagorda	Matagorda County Women's Crisis Center, Inc.	OVAG	\$49,500.00
Matagorda	Matagorda County Women's Crisis Center, Inc.	SAPCS-State	\$155,591.00
Matagorda	Matagorda County Women's Crisis Center, Inc.	SAPCS-State: Advocacy Enhancement and Counseling Waitlist Reduction	\$145,000.00
Matagorda	Matagorda County Women's Crisis Center, Inc.	SAPCS-State: Rural and Border County Service Enhancement	\$100,600.00
Maverick			
Maverick	Maverick County	SAVNS	\$15,348.97
McCulloch			
McCulloch	Family Shelter of McCulloch County, Inc.	SAPCS-State	\$155,591.00
McCulloch	Family Shelter of McCulloch County, Inc.	SAPCS-State: Advocacy Enhancement and Counseling Waitlist Reduction	\$180,000.00
McCulloch	McCulloch County	SAVNS	\$6,778.54
McLennan			
McLennan	Advocacy Center for Crime Victims and Children	SAPCS-Federal	\$123,000.00

County	Agency Name	Grant Program	Award Amount
McLennan	Advocacy Center For Crime Victims And Children	SAPCS-State	\$234,879.00
McLennan	Advocacy Center For Crime Victims And Children	SAPCS-State: Advocacy Enhancement and Counseling Waitlist Reduction	\$145,000.00
McLennan	Advocacy Center For Crime Victims And Children	SAPCS-State: Rural and Border County Service Enhancement	\$100,261.00
McLennan	CASA of McLennan County	OVAG	\$49,500.00
McLennan	Family Abuse Center	OVAG	\$45,000.00
McLennan	McLennan County	SAVNS	\$25,968.88
McLennan	McLennan County Criminal District Attorney's Office	VCLG	\$49,500.00
Medina			
Medina	Medina County	SAVNS	\$18,030.39
Midland			
Midland	Midland County	SAVNS	\$25,968.88
Midland	Midland Rape Crisis Center	OVAG	\$49,500.00
Midland	Midland Rape Crisis Center	SAPCS-State	\$154,168.00
Midland	Midland Rape Crisis Center	SAPCS-State: Rural and Border County Service Enhancement	\$100,000.00
Midland	Safe Place of the Permian Basin	OVAG	\$49,500.00
Milam			
Milam	Milam County	SAVNS	\$6,778.54
Mitchell			
Mitchell	Mitchell County	SAVNS	\$5,762.25
Montague			
Montague	97th Judicial District Attorney's Office	VCLG	\$49,500.00
Montgomery			
Montgomery	Child Advocates of Montgomery County, Inc.	OVAG	\$49,500.00
Montgomery	Montgomery County	SAVNS	\$30,285.26
Montgomery	Montgomery County Children's Advocacy Center, Inc.	OVAG	\$42,000.00
Montgomery	Montgomery County Women's Center	OVAG	\$42,000.00
Montgomery	Montgomery County Women's Center	SAPCS-State	\$259,474.00
Montgomery	Montgomery County Women's Center	CVCLS	\$65,400.00
Moore			
Moore	Moore County	SAVNS	\$5,762.25
Morris			
Morris	Morris County	SAVNS	\$6,778.54
Nacogdoches			
Nacogdoches	Court Appointed Special Advocates (CASA) of Deep East Texas	OVAG	\$49,500.00
Nacogdoches	Nacogdoches County	SAVNS	\$18,030.39
Nacogdoches	Nacogdoches County Attorney's Office	VCLG	\$42,000.00
Navarro			
Navarro	Navarro County Children's Advocacy Center, Inc.	OVAG	\$49,500.00
Newton			
Newton	Newton County	SAVNS	\$7,794.83
Nolan			
Nolan	Nolan County	SAVNS	\$5,762.25

County	Agency Name	Grant Program	Award Amount
Nueces			
Nueces	Children's Advocacy Center of the Coastal Bend	OVAG	\$49,500.00
Nueces	Court Appointed Special Advocates of Nueces County, Inc.	OVAG	\$49,500.00
Nueces	Family Counseling Service of Corpus Christi, Texas, Incorporated	OVAG	\$49,500.00
Nueces	Nueces County	SAVNS	\$25,968.88
Nueces	Women's Shelter of South Texas	OVAG	\$45,000.00
Nueces	Women's Shelter of South Texas	SAPCS-Federal	\$123,000.00
Nueces	Women's Shelter of South Texas	SAPCS-State	\$171,257.00
Ochiltree			
Ochiltree	Panhandle Crisis Center, Inc.	OVAG	\$49,500.00
Ochiltree	Panhandle Crisis Center, Inc.	SAPCS-State	\$155,591.00
Orange			
Orange	Advocates For Children, Inc.	OVAG	\$49,500.00
Orange	Orange County	SAVNS	\$15,348.97
Palo Pinto			
Palo Pinto	City of Mineral Wells Police Department	VCLG	\$42,324.00
Palo Pinto	Palo Pinto County	SAVNS	\$18,030.45
Panola			
Panola	Panola County	SAVNS	\$5,139.53
Parker			
Parker	Court Appointed Special Advocates - Hope for Children, Inc.	OVAG	\$24,767.00
Parker	Freedom House	SAPCS-State	\$155,591.00
Parker	Parker County	SAVNS	\$18,030.45
Polk			
Polk	Polk County	SAVNS	\$18,030.39
Polk	Polk County Criminal District Attorney's Office	VCLG	\$49,055.00
Potter			
Potter	Amarillo Area Court Appointed Special Advocates, Inc.	OVAG	\$48,600.00
Potter	Family Support Services of Amarillo	OVAG	\$36,860.00
Potter	Family Support Services of Amarillo	SAPCS-State	\$168,509.00
Potter	Family Support Services of Amarillo	SAPCS-State: Advocacy Enhancement and Counseling Waitlist Reduction	\$160,000.00
Potter	Potter County	SAVNS	\$30,285.26
Potter	Potter County	VCLG	\$49,500.00
Rains			
Rains	Rains County	SAVNS	\$5,762.25
Randall			
Randall	Randall County	SAVNS	\$18,030.45
Refugio			
Refugio	Refugio County	SAVNS	\$6,778.54
Robertson			
Robertson	Robertson County	SAVNS	\$5,762.25
Rockwall			
Rockwall	Lone Star CASA, Inc.	OVAG	\$49,419.00
Rockwall	Rockwall County	SAVNS	\$18,030.39

County	Agency Name	Grant Program	Award Amount
Rusk			
Rusk	Rusk County	SAVNS	\$20,711.81
Rusk	Rusk County Children's Advocacy Center, Inc.	OVAG	\$49,500.00
San Jacinto			
San Jacinto	San Jacinto County	SAVNS	\$7,794.83
San Patricio			
San Patricio	San Patricio County	SAVNS	\$18,030.39
Scurry			
Scurry	Gateway Family Services, Inc.	OVAG	\$45,000.00
Scurry	Gateway Family Services, Inc.	SAPCS-State	\$155,591.00
Scurry	Scurry County	SAVNS	\$6,778.54
Smith			
Smith	CASA for Kids of East Texas, Inc.	OVAG	\$49,500.00
Smith	Children's Advocacy Center of Smith County, Inc.	OVAG	\$49,500.00
Smith	East Texas Crisis Center, Inc.	SAPCS-State	\$155,591.00
Smith	East Texas Crisis Center, Inc.	SAPCS-State: Advocacy Enhancement and Counseling Waitlist Reduction	\$175,000.00
Smith	Smith County	SAVNS	\$30,285.26
Somervell			
Somervell	Somervell County	SAVNS	\$6,778.54
Statewide			
Statewide	Families to Freedom, Inc.	OVAG	\$150,000.00
Statewide	Justice For Children	OVAG	\$71,058.00
Statewide	Legal Aid of NorthWest Texas	OVAG	\$150,000.00
Statewide	Mothers Against Drunk Driving	OVAG	\$150,000.00
Statewide	Texas Advocacy Project, Inc.	OVAG	\$150,000.00
Statewide	Texas Association Against Sexual Assault, Inc.	SAPCS-Federal	\$561,824.00
Statewide	Texas Association Against Sexual Assault, Inc.	SAPCS-PHHS Block	\$85,000.00
Statewide	Texas Association Against Sexual Assault, Inc.	Sexual Assault Services Program Grant	\$2,024,468.00
Statewide	Texas Council on Family Violence, Incorporated	Domestic Violence High Risk Teams	\$300,000.00
Statewide	Texas Council on Family Violence, Incorporated	OVAG	\$150,000.00
Statewide	Texas Department of Criminal Justice	OVAG	\$150,000.00
Statewide	Texas Department of Public Safety	OVAG	\$149,634.00
Statewide	Texas Legal Services Center, Inc.	OVAG	\$150,000.00
Statewide	Texas RioGrande Legal Aid, Inc.	OVAG	\$149,999.00
Statewide	The Supreme Court of Texas	CVCLS	\$2,500,000.00
Statewide	The University of Texas Health Science Center at Houston	OVAG	\$148,614.00
Swisher			
Swisher	Swisher County	SAVNS	\$5,762.25
Tarrant			
Tarrant	Alliance Child & Family Solutions	OVAG	\$48,000.00
Tarrant	Alliance For Children, Inc.	OVAG	\$44,996.00
Tarrant	CASA of Tarrant County, Inc.	OVAG	\$49,500.00
Tarrant	Center for Transforming Lives	OVAG	\$49,500.00

County	Agency Name	Grant Program	Award Amount
Tarrant	City of Fort Worth Police Department	VCLG	\$32,012.00
Tarrant	City of Grapevine Police Department	OVAG	\$25,700.00
Tarrant	Legal Aid of NorthWest Texas	CVCLS	\$510,185.00
Tarrant	MHMR of Tarrant County	OVAG	\$44,472.00
Tarrant	Safe City Commission	OVAG	\$49,498.00
Tarrant	SafeHaven of Tarrant County	OVAG	\$49,450.00
Tarrant	Tarrant County	SAVNS	\$81,982.15
Tarrant	Tarrant County Criminal District Attorney's Office	VCLG	\$49,500.00
Tarrant	The Women's Center of Tarrant County, Inc.	OVAG	\$49,500.00
Tarrant	The Women's Center of Tarrant County, Inc.	SAPCS-PHHS Block	\$60,000.00
Tarrant	The Women's Center of Tarrant County, Inc.	SAPCS-State	\$681,359.00
Tarrant	The Women's Center of Tarrant County, Inc.	SAPCS-State: Advocacy Enhancement and Counseling Waitlist Reduction	\$145,000.00
Taylor			
Taylor	Big Country Court Appointed Special Advocates, Inc.	OVAG	\$49,422.00
Taylor	City of Abilene Police Department (Child Advocacy Center)	OVAG	\$49,500.00
Taylor	Noah Project, Inc.	Domestic Violence High Risk Teams	\$51,000.00
Taylor	Noah Project, Inc.	OVAG	\$49,500.00
Taylor	Noah Project, Inc.	SAPCS-State	\$148,165.00
Taylor	Regional Crime Victim Crisis Center	OVAG	\$49,500.00
Taylor	Regional Crime Victim Crisis Center	SAPCS-Federal	\$123,000.00
Taylor	Regional Crime Victim Crisis Center	SAPCS-State	\$155,590.00
Taylor	Regional Crime Victim Crisis Center	SAPCS-State: Advocacy Enhancement and Counseling Waitlist Reduction	\$160,000.00
Taylor	Taylor County	SAVNS	\$30,285.26
Terry			
Terry	Terry County	SAVNS	\$6,778.54
Titus			
Titus	Shelter Agencies for Families in East Texas, Inc.	OVAG	\$49,500.00
Titus	Shelter Agencies For Families In East Texas, Inc.	SAPCS-State	\$148,165.00
Titus	Shelter Agencies For Families In East Texas, Inc.	SAPCS-State: Rural and Border County Service Enhancement	\$100,000.00
Titus	Titus County	SAVNS	\$6,778.45
Tom Green			
Tom Green	Children's Advocacy Center of Greater West Texas, Inc.	OVAG	\$49,500.00
Tom Green	Open Arms Rape Crisis Center & LGBT+ Services	OVAG	\$41,974.00
Tom Green	Open Arms Rape Crisis Center & LGBT+ Services	SAPCS-State	\$155,590.00
Tom Green	Open Arms Rape Crisis Center & LGBT+ Services	SAPCS-State: Advocacy Enhancement and Counseling Waitlist Reduction	\$145,000.00
Tom Green	Open Arms Rape Crisis Center & LGBT+ Services	SAPCS-State: Rural and Border County Service Enhancement	\$124,268.00
Tom Green	The Institute of Cognitive Development, Inc.	OVAG	\$49,500.00
Tom Green	Tom Green County	SAVNS	\$30,285.26

County	Agency Name	Grant Program	Award Amount
Tom Green	Tom Green County Attorney's Office	VCLG	\$45,019.00
Tom Green	Tom Green County District Attorney's Office	VCLG	\$45,011.00
Tom Green	Tom Green County Sheriff's Office	OVAG	\$45,047.00
Travis			
Travis	American Gateways	CVCLS	\$30,435.00
Travis	Austin Child Guidance Center	OVAG	\$49,490.00
Travis	Center for Child Protection	OVAG	\$49,500.00
Travis	Court Appointed Special Advocates of Travis County	OVAG	\$49,300.00
Travis	Literacy Coalition of Central Texas	OVAG	\$49,500.00
Travis	SAHELI	OVAG	\$42,000.00
Travis	SAHELI	SAPCS-State	\$155,590.00
Travis	SAHELI	SAPCS-State: Advocacy Enhancement and Counseling Waitlist Reduction	\$160,000.00
Travis	SAHELI	SAPCS-State: Rural and Border County Service Enhancement	\$125,000.00
Travis	Texas Legal Services Center	CVCLS	\$98,315.00
Travis	The Christi Center, Inc.	OVAG	\$49,480.00
Travis	The SAFE Alliance	OVAG	\$49,500.00
Travis	The SAFE Alliance	SAPCS-PHHS Block	\$60,000.00
Travis	The SAFE Alliance	SAPCS-State	\$430,421.00
Travis	The SAFE Alliance	SAPCS-State: Advocacy Enhancement and Counseling Waitlist Reduction	\$160,000.00
Travis	Travis County	SAVNS	\$34,601.67
Travis	Travis County Attorney's Office	OVAG	\$49,500.00
Travis	Travis County District Attorney's Office	Domestic Violence High Risk Teams	\$55,000.00
Travis	Volunteer Legal Services of Central Texas	CVCLS	\$28,047.00
Trinity			
Trinity	Trinity County	SAVNS	\$5,762.25
Tyler			
Tyler	Tyler County	SAVNS	\$6,778.54
Upton			
Upton	Upton County	SAVNS	\$5,762.25
Uvalde			
Uvalde	38th Judicial District Attorney's Office	OVAG	\$49,500.00
Uvalde	38th Judicial District Attorney's Office	VCLG	\$45,000.00
Van Zandt			
Van Zandt	Children's Advocacy Center of Van Zandt County, Inc.	OVAG	\$49,190.00
Van Zandt	Van Zandt County	SAVNS	\$18,030.39
Victoria			
Victoria	Hope of South Texas, Inc.	OVAG	\$45,000.00
Victoria	Mid-Coast Family Services, Inc.	OVAG	\$49,500.00
Victoria	Mid-Coast Family Services, Inc.	SAPCS-State	\$148,165.00
Victoria	Mid-Coast Family Services, Inc.	SAPCS-State: Rural and Border County Service Enhancement	\$177,373.00

County	Agency Name	Grant Program	Award Amount
Victoria	Victoria County	SAVNS	\$18,030.39
Victoria	Victoria County Criminal District Attorney's Office	VCLG	\$49,500.00
Victoria	Victoria County Sheriff's Office	VCLG	\$49,500.00
Walker			
Walker	Court Appointed Special Advocates of Walker County	OVAG	\$49,490.00
Walker	SAAFE House	OVAG	\$42,000.00
Walker	SAAFE House	SAPCS-State	\$148,165.00
Walker	SAAFE House	SAPCS-State: Advocacy Enhancement and Counseling Waitlist Reduction	\$100,000.00
Walker	Walker County	SAVNS	\$18,030.39
Waller			
Waller	Family Ties Family Resource Services	SAPCS-State	\$193,243.00
Waller	Family Ties Family Resource Services	SAPCS-State: Advocacy Enhancement and Counseling Waitlist Reduction	\$160,000.00
Waller	Family Ties Family Resource Services	SAPCS-State: Rural and Border County Service Enhancement	\$103,470.00
Waller	Focusing Families	OVAG	\$49,445.00
Waller	Focusing Families	SAPCS-State	\$155,591.00
Waller	Focusing Families	SAPCS-State: Advocacy Enhancement and Counseling Waitlist Reduction	\$135,000.00
Waller	Waller County	SAVNS	\$18,030.39
Washington			
Washington	CASA for Kids of South Central Texas	OVAG	\$33,500.00
Washington	Washington County	SAVNS	\$18,030.39
Webb			
Webb	Casa de Misericordia	OVAG	\$49,326.00
Webb	Children's Advocacy Center of Laredo-Webb County	OVAG	\$43,050.00
Webb	Serving Children and Adults in Need, Inc.	SAPCS-Federal	\$123,000.00
Webb	Serving Children And Adults In Need, Inc.	SAPCS-State	\$162,482.00
Webb	Serving Children And Adults In Need, Inc.	SAPCS-State: Advocacy Enhancement and Counseling Waitlist Reduction	\$145,000.00
Webb	Serving Children And Adults In Need, Inc.	SAPCS-State: Rural and Border County Service Enhancement	\$177,373.00
Webb	Webb County	SAVNS	\$30,285.26
Webb	Webb County District Attorney's Office	VCLG	\$49,500.00
Webb	Webb County Sheriff's Office	VCLG	\$49,500.00
Wharton			
Wharton	Wharton County	SAVNS	\$18,030.39
Wichita			
Wichita	First Step of Wichita Falls, Inc.	SAPCS-State	\$148,165.00
Wichita	Wichita County	SAVNS	\$34,601.64
Williamson			

County	Agency Name	Grant Program	Award Amount
Williamson	CASA of Williamson County Texas	OVAG	\$49,500.00
Williamson	Williamson County	SAVNS	\$30,285.26
Williamson	Williamson County Children's Advocacy Center, Inc.	OVAG	\$49,500.00
Williamson	Williamson County Crisis Center	SAPCS-Federal	\$123,000.00
Williamson	Williamson County Crisis Center	SAPCS-State	\$176,191.00
Williamson	Williamson County Crisis Center	SAPCS-State: Advocacy Enhancement and Counseling Waitlist Reduction	\$145,000.00
Wilson			
Wilson	Children's Alliance of South Texas, A Child Advocacy Center	OVAG	\$49,500.00
Wilson	Wilson County	SAVNS	\$18,030.39
Wise			
Wise	Wise County	SAVNS	\$12,693.63
Wise	Wise County Domestic Violence Task Force	SAPCS-State	\$148,165.00
Wood			
Wood	Northeast Texas Child Advocacy Center, Inc.	OVAG	\$45,821.00
Wood	Wood County	SAVNS	\$18,030.39
Zapata			
Zapata	Zapata County	SAVNS	\$5,762.25

